

Special Ed



MARTIN LUTHER KING, JR BUNDLE

SALE!



INCLUDES GOOGLE SLIDES

Special Needs for Special Kids




For students who:

- are emerging or non-readers
- take alternate assessments
- are in special education
- short-attention span
- lack pre-requisite skills
- benefit from the use of pictures for support
- elementary or middle/high school

This bundle includes a mixture of **history** resources and **literacy** resources. It includes:

- Martin Luther King, Jr (history)
- The Cart that Carried Martin (literacy)
- Martin's Big Words (literacy)

All units have
printable
AND digital
versions



Every unit in the bundle comes with a vocabulary board. These are vital for increasing engagement and participation.

Suggestions on how to utilize them are included in each unit.



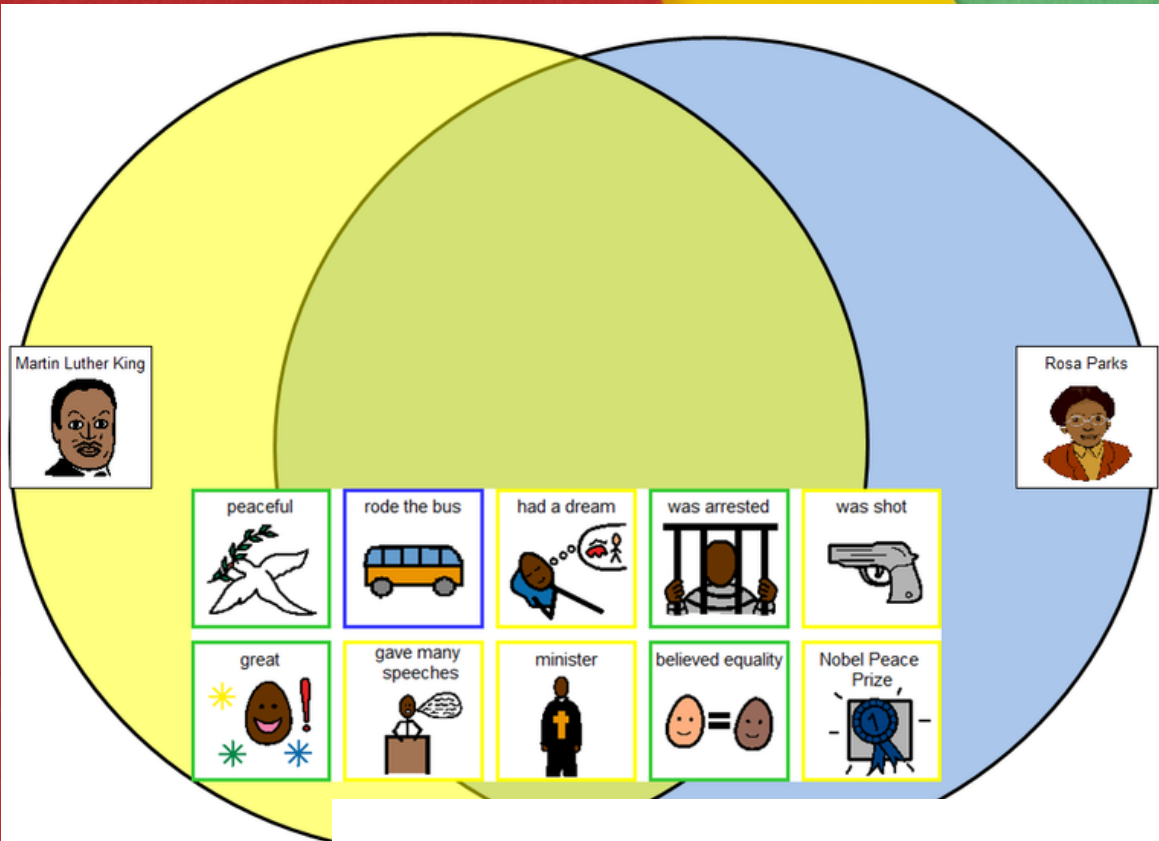
Dr. King became the leader of the
Civil Rights Movement.

Christa Joy, Special Needs for Special Kids

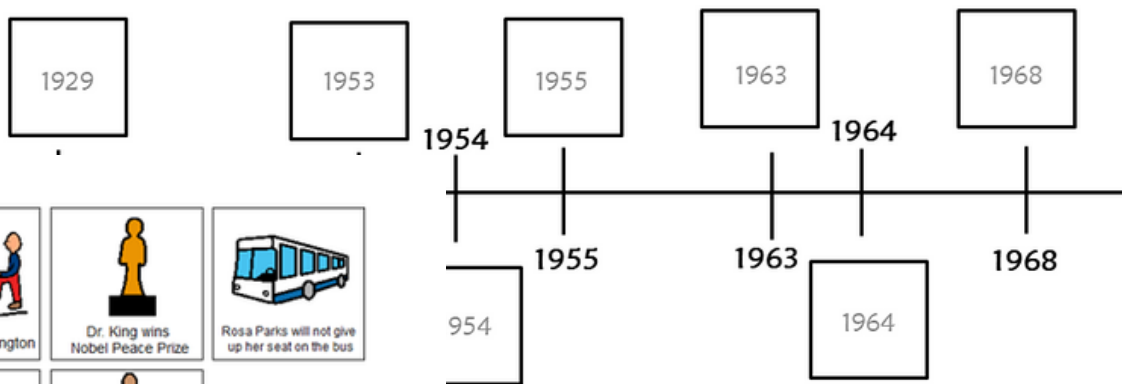
The history unit comes with a book (PowerPoint) with engaging photos and simple text.

There is a voice-recorded PowerPoint as well as a movie version you can play rather than printing it out.

The history unit comes with activities to review points covered in the book.



The Life of Martin Luther King Jr Timeline

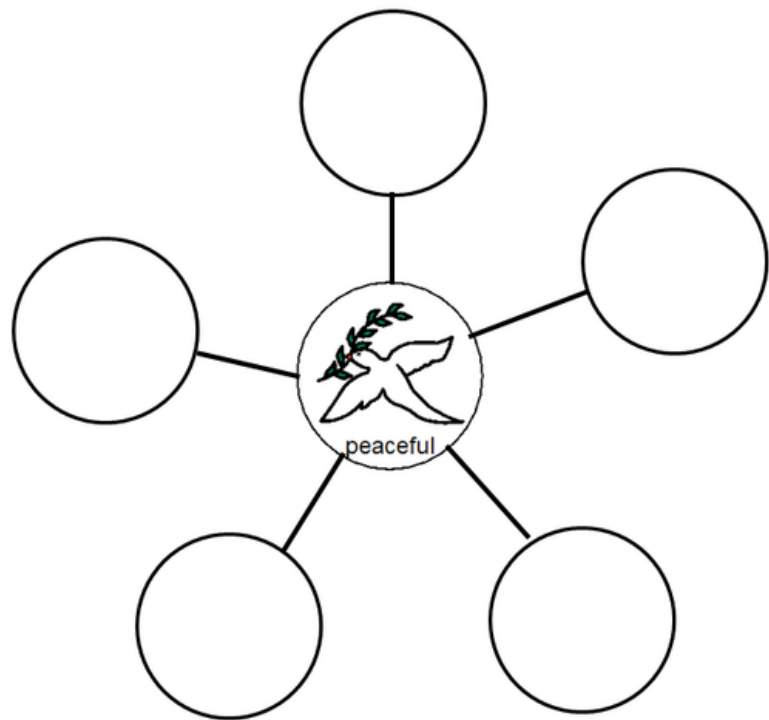


Martin Luther King, Jr

1. Dr. King was born in .
2. The was very important to Dr. King growing up.
3. Dr. King believe all people were no matter the color of their skin.
4. He tried to bring about change through ways.
5. He gave many that people still use today.



How can you fight for change peacefully?



Christa Joy, Special Needs for Special Kids
The Picture Communication Symbols ©1981-2018 by Tobii Dynavox. All Rights Reserved
Worldwide. Used with permission. Boardmaker® is a trademark of Tobii Dynavox

2

Martin's Big Words

Each literacy unit comes with 5 different activities that reinforce what the book is about.

My Big Words

Words can be very right ones.



. It is important to pick the

When I think about my friends, I can use a word like



When I think about my town, I can use a word like







When I need to do something hard, I think of a words like



My words matter. So I say them with

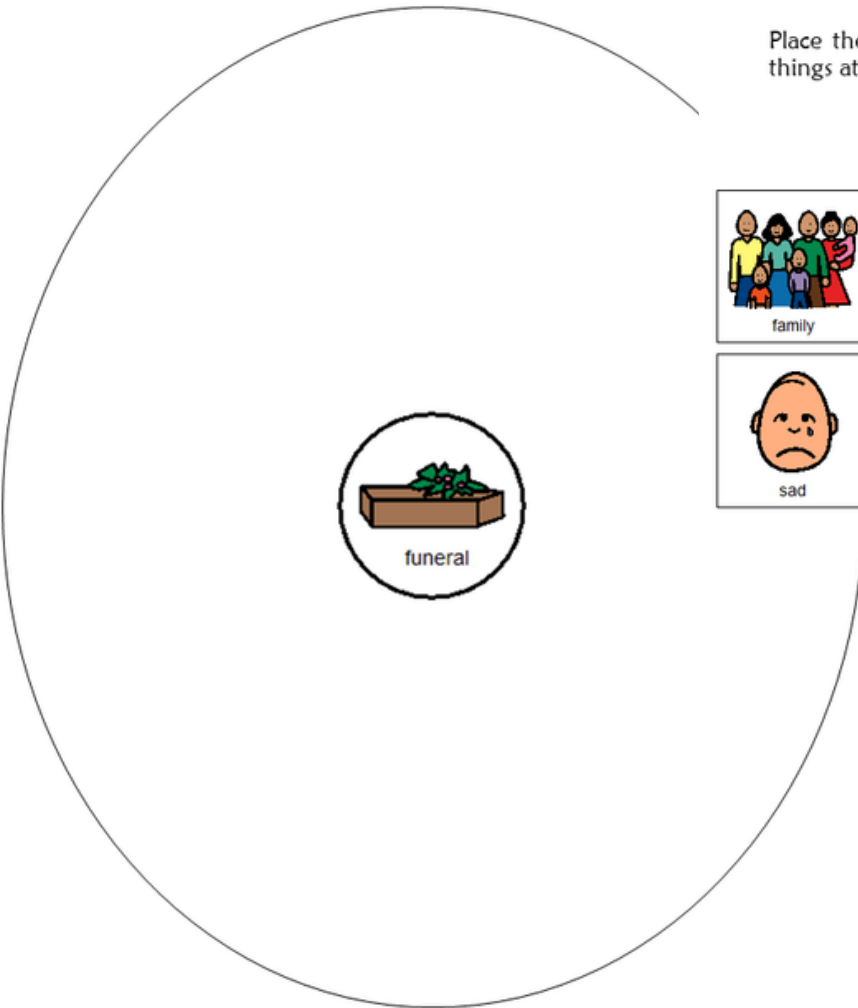


Christa Joy, Special Needs for Special Kids The Picture Communication Symbols ©1981-2019 by Tobii Dynavox. All Rights Reserved Worldwide. Used with permission. Boardmaker® is a trademark of Tobii Dynavox



Christa Joy, Special Needs for Special Kids The Picture Communication Symbols ©1981-2019 by Tobii Dynavox. All Rights Reserved Worldwide. Used with permission. Boardmaker® is a trademark of Tobii Dynavox


What are some things you are likely to find or feel at a funeral?




Christa Joy, Special Needs for Special Kids
The Picture Communication Symbols ©1981-2019 by Tobii Dynavox. All Rights Reserved
Worldwide. Used with permission. Boardmaker® is a trademark of Tobii Dynavox

Errorless version

Place the pictures in the circle map on previous page showing things at a funeral.



Place the pictures in the circle map on previous page **ONLY IF** you think they relate to a funeral.




Each literacy unit comes with 5 different activities that reinforce what the book is about.

The Cart that Carried Martin

1. Did the men borrow, steal, or buy the cart?



2. What color did they paint the cart?




3. What pulled the cart in the procession?



4. Who was in the cart?



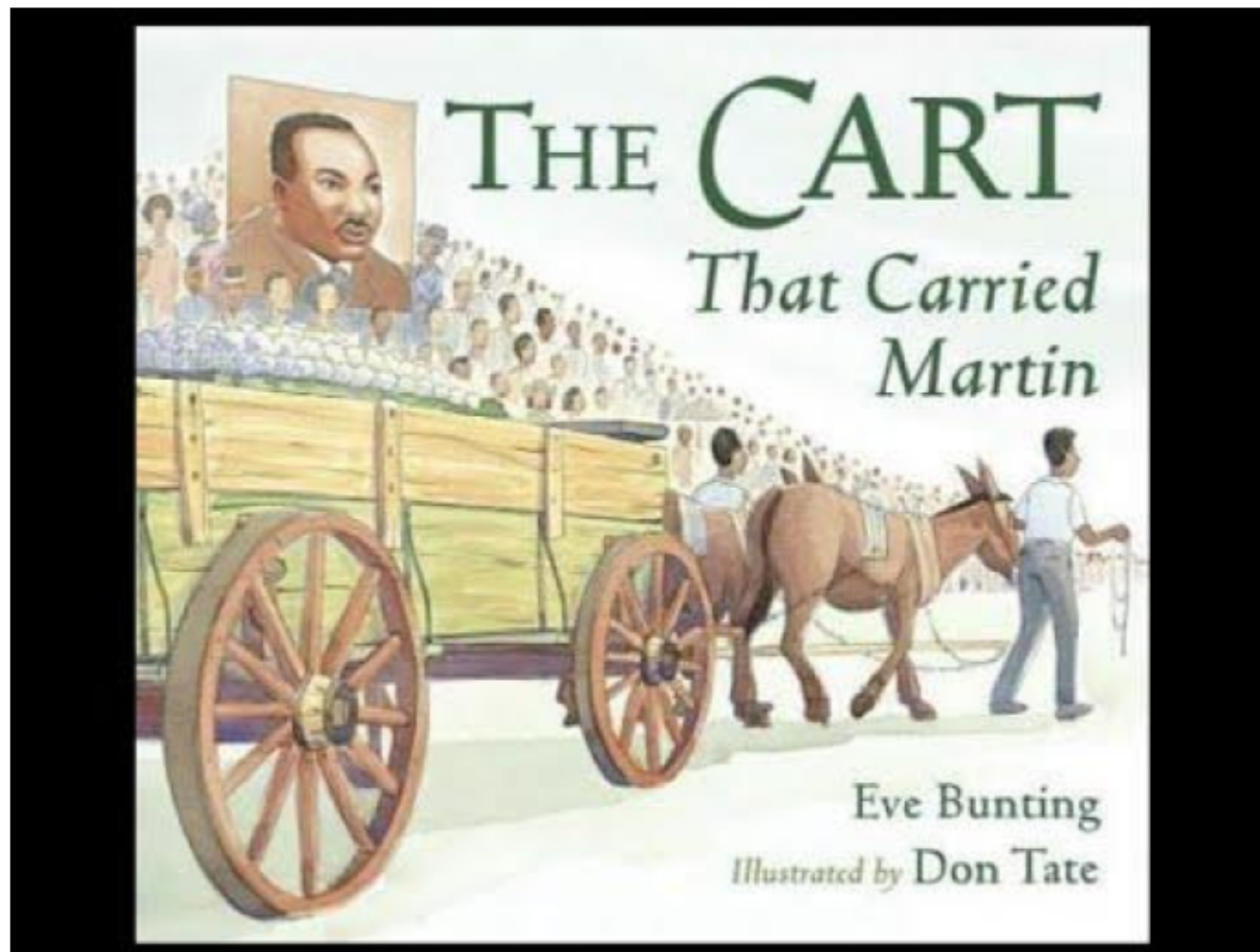
5. Where was the cart going?



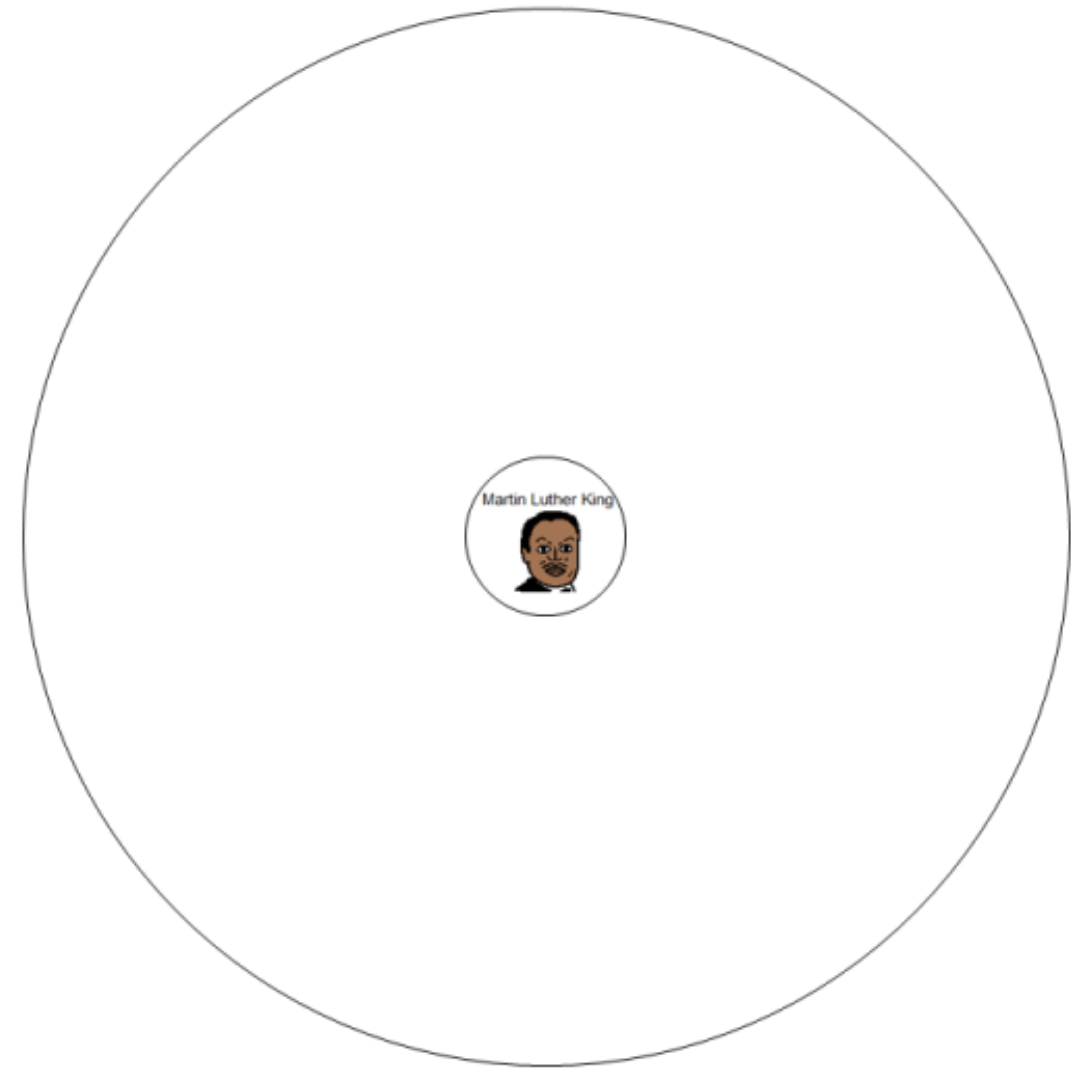
Christa Joy, Special Needs for Special Kids
The Picture Communication Symbols ©1981-2018 by Tobii Dynavox. All Rights Reserved Worldwide.
Used with permission. Boardmaker® is a trademark of Tobii Dynavox

The Cart That Carried Martin

Listen to
the book
read aloud



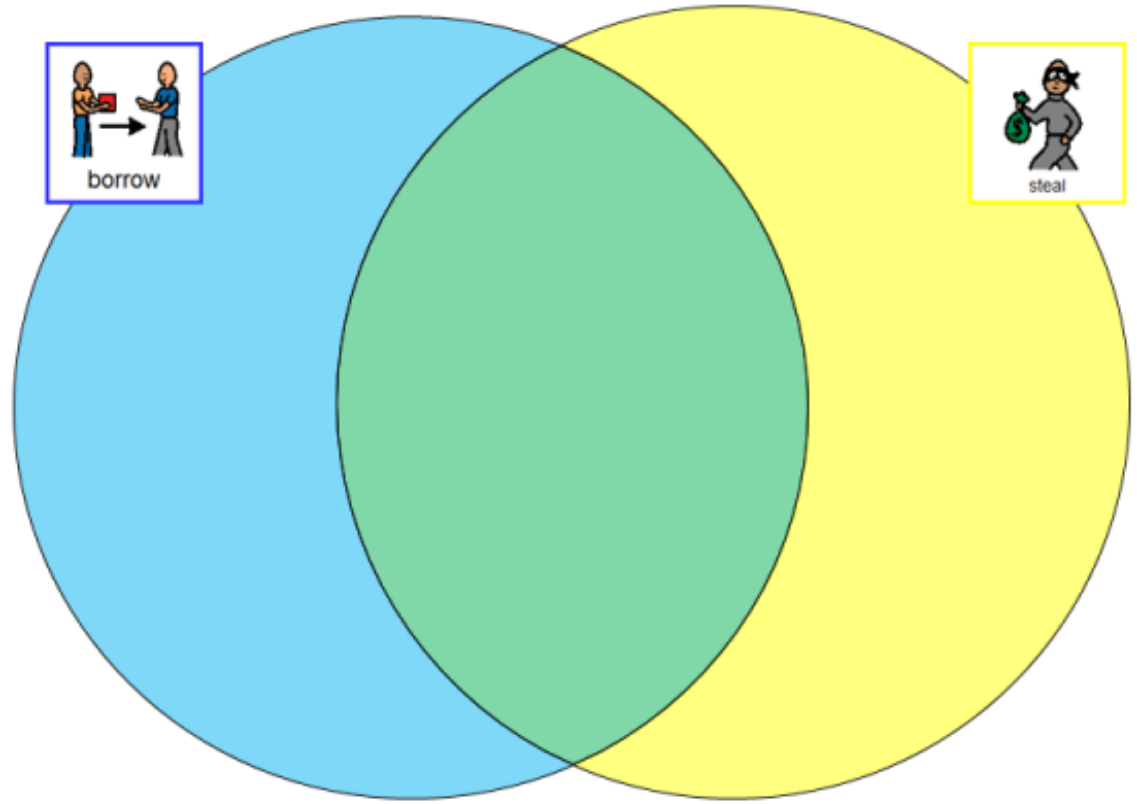
The literacy
units have
videos of the
books read
aloud from
YouTube.




Place pictures in the circle map about Martin Luther King Jr.



There are digital versions of the activities included. Students click and drag the answers.



The men borrowed the old cart to use in the funeral. What is the difference between borrowing something and stealing? Place the pictures in the correct location on the Venn diagram.



There are 2 sets of slides, one with color-coding for more support.