

THE EVOLUTION OF CALPURNIA TATE



36 activities

**chapter
questions**





These novel units are something I created and started using in my classroom. I had students with significant challenges and most were **non-readers**. They were the best thing I ever did, and my students **LOVED** them.

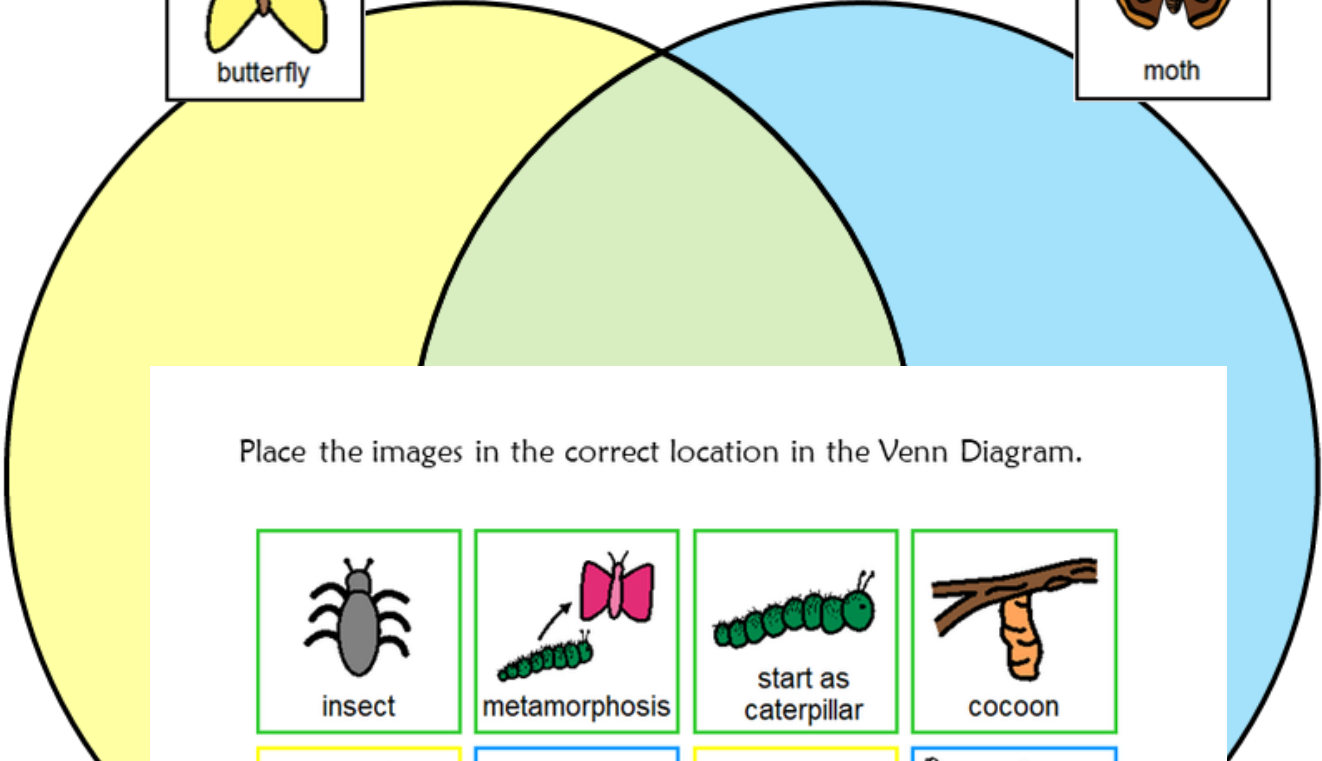


Table of Contents

Worksheet pages	Activity	Chapter
5	Suggestions for use	
6	Story board	
7	Title and author	
8-10	Ways to cool off	1
11-13	Facts about grasshoppers	1
14	Count the animals you see	2
15-17	Facts about hummingbirds	2
18-20	Things about bats	3
21-22	Things found in a laboratory or a kitchen	4
23-24	Adult beverages	5
25-28	Things that make me nervous	6
29-30	What love means to me	7
31-33	Loyalty	7
34-36	Things that are in and around a pond	8
37	Butterfly lifecycle	9
38-40	Butterfly/Moth Venn Diagram	9
41-43	Ways people show they like each other	10
44-45	Sometimes things are not fair	10
46	What does self-sufficient mean?	11
47-49	Perseverance	11
50-52	Patience	12













Table of Contents

Worksheet pages	Activity	Chapter
53-54	Rude or polite actions	13
55-56	Selfish actions	
57	What does it mean to come out?	
58-59	What is hard work?	
60-62	Ways to send a message	
63	Eavesdropping	
64-65	Jobs I would like to do	
66-68	All about pie	
69-70	Things that taste awful or delicious	
71-73	Things at a birthday party	2
74-75	When I grow up	21
76-78	Things about turkeys	22
79-81	Foods at a fair	23
82-84	Afternoon tea	24
85-87	Household chores	25
88-89	Things you are proud of	26
90-91	My Resolutions	27
92-94	Things you can do in the snow	28
95-97	Additional novel units	
98-99	Terms of Use	

This novel unit has **36 different activities**. These activities are NOT comprehension-based. So, even if your students do not pay attention, they can still complete the activity.



Place the images in the correct location in the Venn Diagram.

 insect	 metamorphosis	 start as caterpillar	 cocoon
 active in day	 active at night	 thin antennae	 feathered antennae
 eat leaves	 fat body	 thin body	 fly

Use the diagram below to compare butterflies and moths.

For example, Calpurnia ends up with a moth rather than a butterfly when the cocoon hatches. Here, students will fill out a Venn diagram comparing moths and butterflies. It comes with a color-coded version for more support.

Suggestions for Use

- I made this unit to go along with the book, *The Evolution of Calpurnia Tate* by Jacqueline Kelly.
- The thought is that you would be reading it aloud to your class at a rate of about 1 chapter per day.
- Be sure to give each student their own copy of the story board (pg. 6) to use while reading and discussing the story.
- Benefits of reading out loud, even to classes made up of severely affected students:
 - Teaches students to sit quietly even when there isn't something for them to do. This is such an important life skill. We all have to spend time sitting and listening to someone we are not that interested in at some point.
 - Parents will LOVE you. Not only will they be excited their child is being exposed to age appropriate material, but you are teaching them how to sit quietly, which will hopefully transfer to home as well.
 - Even with your lowest level learners, you will have 1 or 2 that will truly enjoy the story.
- It can be a calming experience to sit and listen to the teacher read in a methodical way. For students who need more structure, place the number of post-it notes in front of him/her that corresponds to the number of pages you intend to read. Remove a post-it as you finish each page. The visual will help lessen their anxiety.
- You will find activity for most chapters. You will still have plenty to choose from and find those that fit best with your students.
- Differentiation:
 - For any activity, you can quickly differentiate for your lower level learners by using a color coding technique.
 - If sorting, outline each sorting category a certain color and then outline the corresponding pictures the same color.
 - Becomes a matching task.
- There are comprehension questions to accompany this unit. There are 5 questions for every chapter with 3 picture answer choices. You will find these (in color and BW) in a separate file.

Suggestions on how I found this activity worked best in my classroom are provided. I typically had 6-8 students with one adult assistant in the room with me.

Color version

The Evolution of Calpurnia Tate















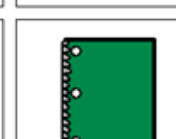










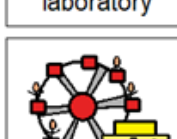



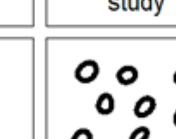





Novel Unit
for Special Education

By
Christa Joy
Special Needs for Special Kids



*This entire novel unit
comes in 2 separate files.
One is completely in color
and one is completely in
black and white.*

Story Board : to use while reading and for class discussions. Laminate and make 1 copy for each student.

 Calpurnia	 Grandfather	 Mother	 Father	 Harry	 Lamar
 Sam	 Travis	 Viola	 Lula	 Texas	 hot
 grasshopper	 vetch	 notebook	 hummingbird	 pecans	 observations
 library	 laboratory	 microscope	 photo	 chores	 study
 hope	 fair	 love	 fireflies	 resolution	 snow
 repeat that	 I like that	 I don't like that	 I don't know	 need a break	

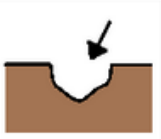


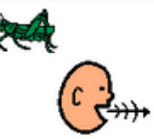





This unit comes with a vocabulary board.

Vocabulary boards are great for ALL students to assist with participation and engagement in group discussions.

Tips on how to use in the unit!!

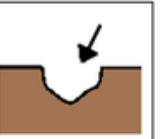













Errorless option

Cut and paste symbols below into circle map to review some main facts about grasshoppers on previous page.

4000 kinds	 underground	 above ground	 boys and girls hear	 boys make sounds
 rub wings together	 insect	6  legs	3  three body parts	 long antennae



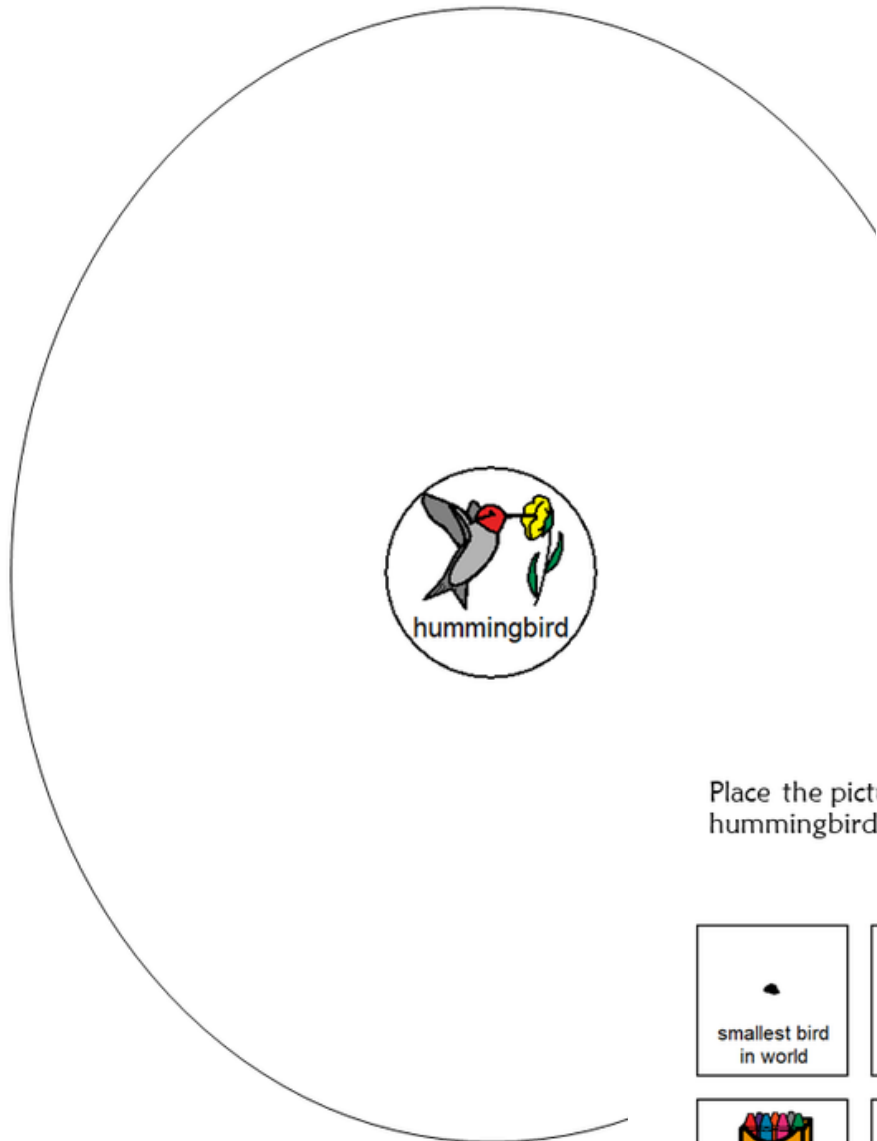
Cut and paste symbols below into circle map on previous page **ONLY IF** they relate to grasshoppers.

4000 kinds	 underground	 above ground	 boys and girls hear	 boys make sounds
 swim	 outer space	6  legs	3  three body parts	 live in ocean
 rub wings together	 insect	 huge	 moon	 long antennae

There are circle maps in this unit.


Circle maps are a great way for students to see the big idea.

What are some things you know about hummingbirds?



errorless

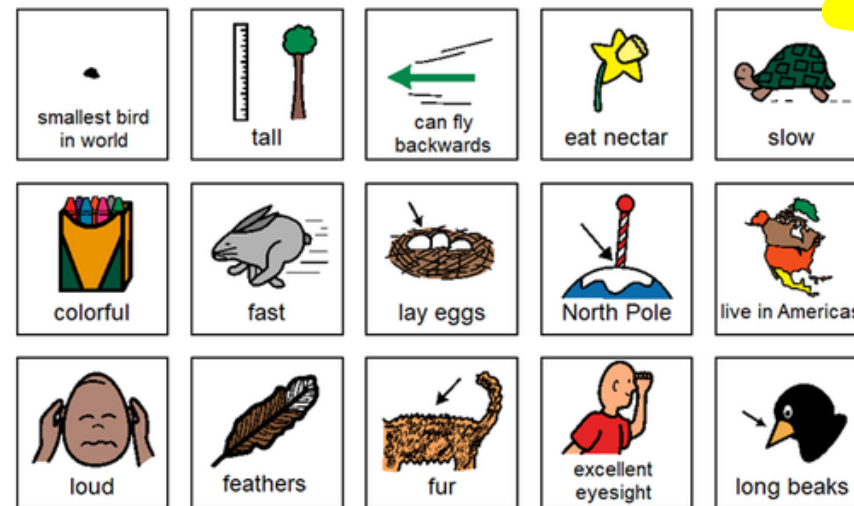
Place the pictures in the circle map showing some facts about hummingbirds.



Each circle map comes with 2 choices:

An errorless option with only correct answers

Place the pictures in the circle map **ONLY IF** they are true about hummingbirds.

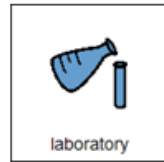


An option that has wrong answers mixed in students will need to set aside.

Sort the pictures on the following page into the column where they would normally be found.



kitchen



laboratory

Sort the following pictures into the correct column on the previous page. If you think it could be in both locations, place it on the middle line.



There are sorting activities.

Directions on how to add differentiation are included.

Title and Author. Cut out the boxes at the bottom and paste in the correct location.

Title



Author



The
Evolution of
Calpurnia
Tate



By
Jacqueline
Kelly



*There are matching activities.
Directions on how to add
differentiation are included.*

My Resolutions

This is going to be a year.

I want to start more.

I want to stop so much.

I want to spend more time with my .

I want to learn how to .


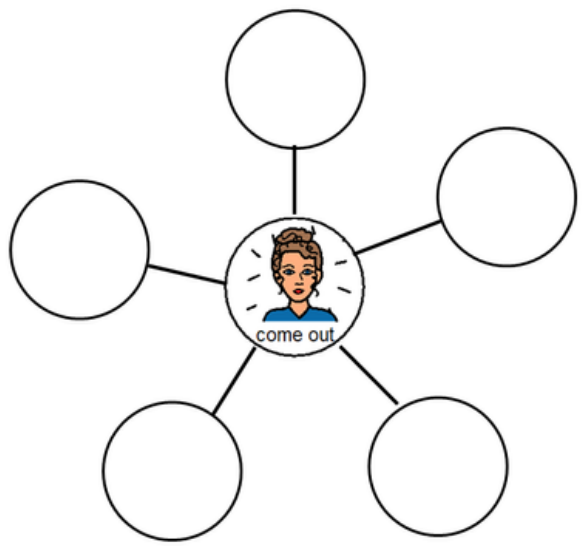
great	good	exciting	fun	okay	unsure
exercising	reading	playing	relaxing	cleaning up	
napping	eating out	goofing around	yelling	worrying	making
friends	family	pets	team	classmates	grandparents
ride a bike	play a new game	play a new sport	draw	play an instrument	cook

There are writing prompts. These are errorless activities that allow students to write a story independently.

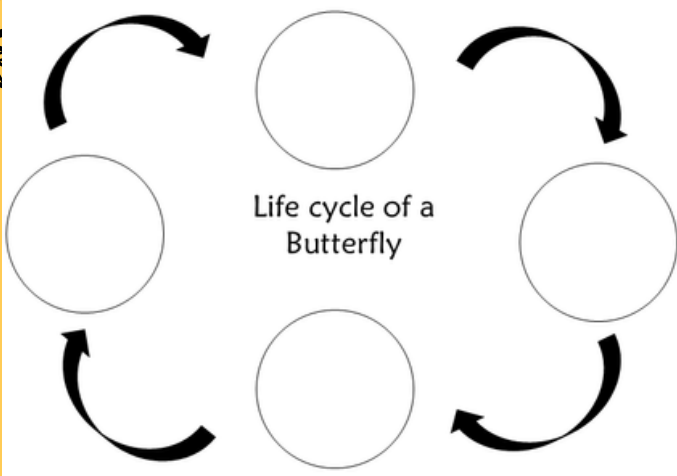
Count the number of each animal in the scene below.



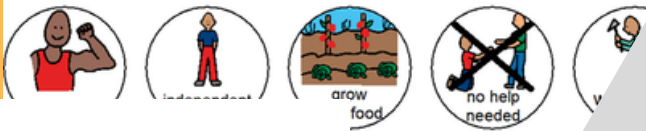
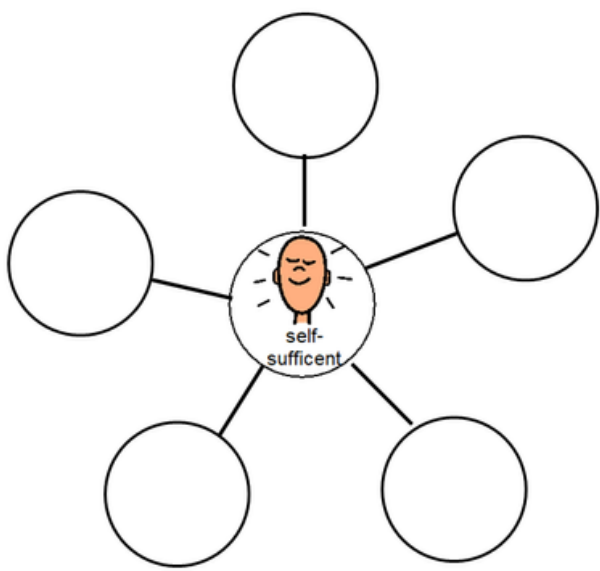
What does Mother mean for Callie to come out?



Complete the lifecycle of the butterfly.



What does it mean to be self-sufficient?



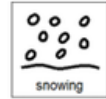
Picking the cotton is very hard work. Some jobs are easy and some are hard. Look at each set below and circle the one that you think would be harder to do.

 grind wheat	 buy flour in store
 buy butter in store	 churn butter
 leave a mess	 wipe up mess
 hike to park	 drive to park

Because there are so many activities, you can choose the ones that fit your students the best.

CH 1


1. What was the weather like in Texas in the summer?



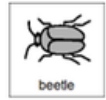
2. Where would Callie sneak off to while everyone else was resting?



3. What did Callie train with a bucket of water?



4. What insect was Callie trying to figure out where it came from?



5. What did Callie's grandfather give her?




Christa Joy, Special Needs for Special Kids

The Picture Communication Symbols ©1981-2020 by Tobii Dynavox. All Rights Reserved
Worldwide. Used with permission. Boardmaker® is a trademark of Tobii Dynavox

CH 5

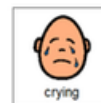

1. What happened when Callie tried Grandfather's distillation?



2. What did Callie say it felt like?



3. What could Callie not stop doing at the dinner table.



4. What did Callie's brother bring her?



5. What was hidden in the book Grandfather brought her?



Christa Joy, Special Needs for Special Kids

The Picture Communication Symbols ©1981-2020 by Tobii Dynavox. All Rights Reserved
Worldwide. Used with permission. Boardmaker® is a trademark of Tobii Dynavox

This unit does come with comprehension questions.

There are 5 questions for every chapter. Each question has 3 picture choices. They are in color and black and white.

Answer key included!!