

Special ed



ANNE FRANK



THE DIARY

OF A

YOUNG GIRL

66 activities

**comprehension
questions**



Special Needs for Special Kids



These novel units are something I created and started using in my classroom. I had students with significant challenges and most were **non-readers**. They were the best thing I ever did, and my students LOVED them.

Table of Contents

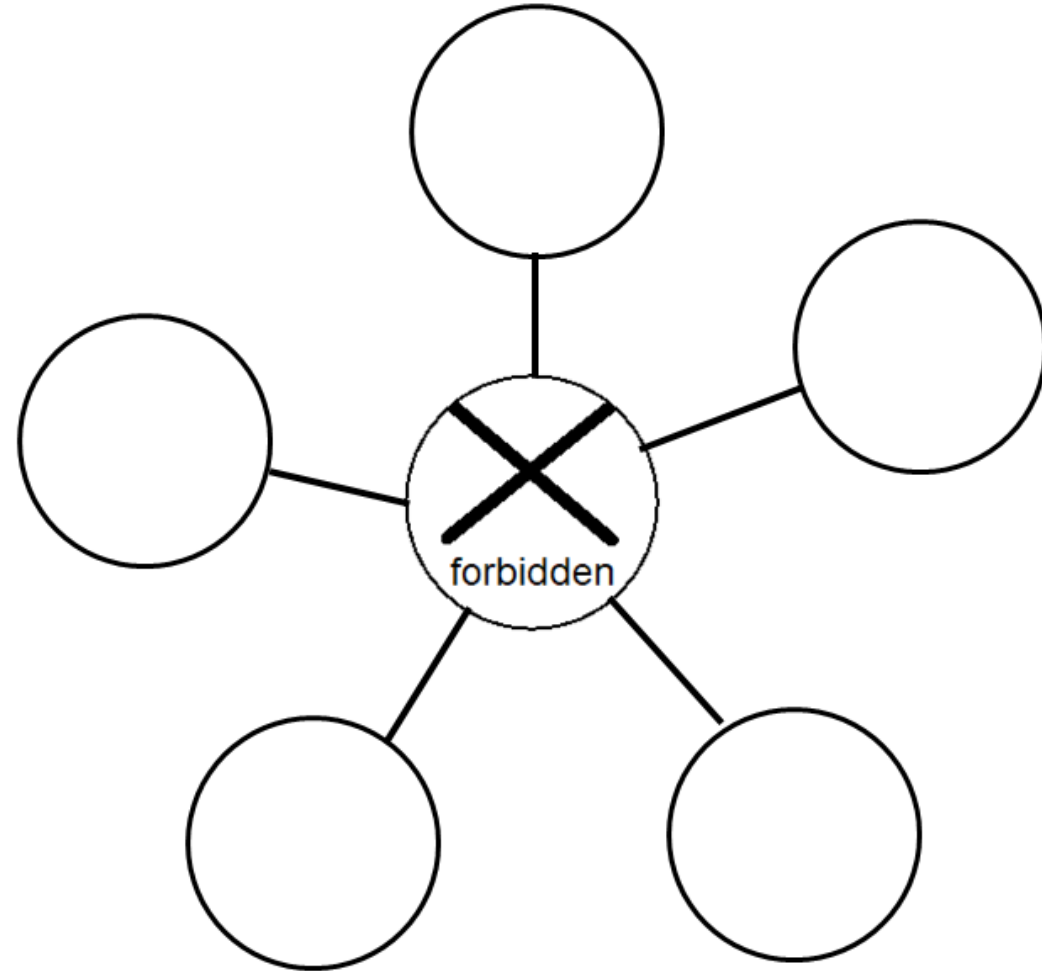
Worksheet pages	Activity	Dates
7	Suggestions for use	
8	If you are using an adapted version	
9	Story board	
10	Title and Author	
11	Find Netherlands on the map	6/12/42-6
12	What does forbidden mean?	6/12/42-6
13-14	Dear Diary	6/20/42-7
15	What is a curfew?	6/20/42-7
16-17	What would you pack?	7/8/42-7
18-20	Dealing with change	7/8/42-7
21-22	Things to do when you are bored	7/12/42-9
23	What is a compromise?	7/12/42-9
24-25	Good and bad manners	9/21/42-9
26	Synonyms for quarrel	9/28/42-1
27-28	Insults or compliments	9/28/42-1
29	Do you have enough?	10/3/42-10
30-31	Quiet or loud activities	10/3/42-10
32-34	Signs you are sick	10/29/42-1
35-36	Food in cans	10/29/42-1
37-39	Ways to welcome someone	10/29/42-1
40	What is a sacrifice?	11/19/42-11

Table of Contents

Worksheet pages	Activity	Dates
41-42	Dealing with bad news	11/19/42-11
43	What is rationing?	11/19/42-11
44-45	The Perfect Gift	11/19/42-11
46-47	Through the window	11/19/42-11
48-49	Opposite emotions	11/19/42-11
50	Unexpected	11/19/42-11
51-53	Things that make you sneeze	11/19/42-11
54-56	Things about rats	11/19/42-11
57	What is suspense?	3/19/43-3
58	Eavesdropping	3/19/43-3
59	What is greed?	4/2/43-3
60-61	Seeing into the future	4/2/43-5/2/43
62-64	Components of a poem	5/18/43-7/11/43
65-66	Ways the family could pass the time	5/18/43-7/11/43
67-69	Things you would do at a table	7/13/43-7/23/43
70-71	Wants and needs	7/13/43-7/23/43
72-74	Ways to warn people	7/26/43-8/4/43
75-77	Fleas	7/26/43-8/4/43
78-79	Your daily routine	7/26/43-8/4/43
80	What does modest mean?	7/26/43-8/4/43
81-83	Ways to keep time	8/5/43-8/10/43

This novel unit has **66 different activities**. These activities are **NOT** comprehension-based. So, even if your students do not pay attention, they can still complete the activity.

What does it mean when something is forbidden?




For example, many things for Jews were forbidden during this time. Here, students will complete a word map about forbidden means.

This is an errorless activity.



veto



no



not okay



not allowed



illegal

12 June 1942-
20 June 1942

Christa Joy, Special Needs for Special Kids
The Picture Communication Symbols ©1981–2019 by Tobii Dynavox. All Rights Reserved
Worldwide. Used with permission. Boardmaker® is a trademark of Tobii Dynavox



Suggestions on how I found this activity worked best in my classroom are provided. I typically had 6-8 students with one adult assistant in the room with me.

If you are using an adapted version of the novel

This novel unit was put together using the definitive edition of the book. The ISBN is 978-0-141-03200-9 published by Penguin Books. I realize that it is not likely you will read this version aloud to your students and may use an adapted version. Here is what you can do.

- There are 66 activities included in this novel study. You should have no problem finding an activity that will align with the pages you have read aloud from your adapted version. Remember, the activities are not comprehension based, but are more extensions of something that happened or was mentioned in that section. Therefore, they will work with other versions of the book.
- The comprehension questions ARE chapter based and may NOT correspond to the version you are using.
- I have also included 20 summary questions you can use with an adapted version. These are very general and should be covered in most version.

Because this is such a long and difficult novel, I realize many will use an adapted or modified version. Here are some suggestions for how to make this novel study work for you.

color version

The Diary of a Young Girl

Novel Unit

for Special Education

By
Christa Joy
Special Needs for Special Kids



This entire novel unit comes in 2 separate files. One is completely in color and one is completely in black and white.

Story Board : to use while reading and for class discussions. Laminate and make 1 copy for each student.

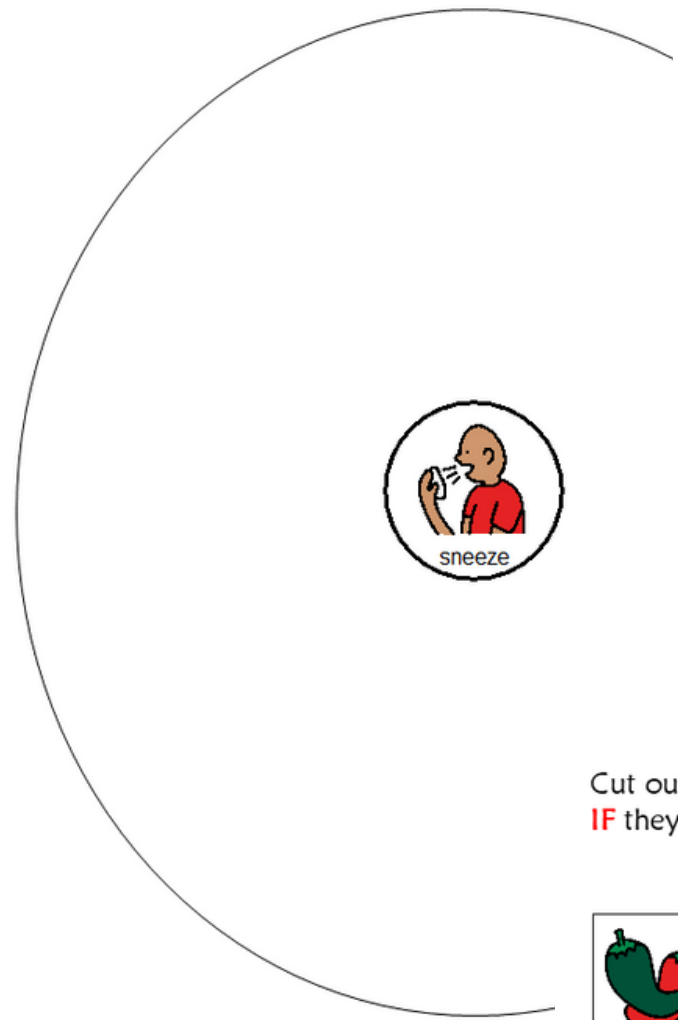


This unit comes with a vocabulary board.


Vocabulary boards are great for ALL students to assist with participation and engagement in group discussions.

Tips on how to use in the unit!!

What are some animals that make people sneeze?



Cut out pictures and glue in circle map on previous page showing things that make people sneeze.




errorless

Cut out pictures and glue in circle map on previous page **ONLY IF** they show animals that make people sneeze.



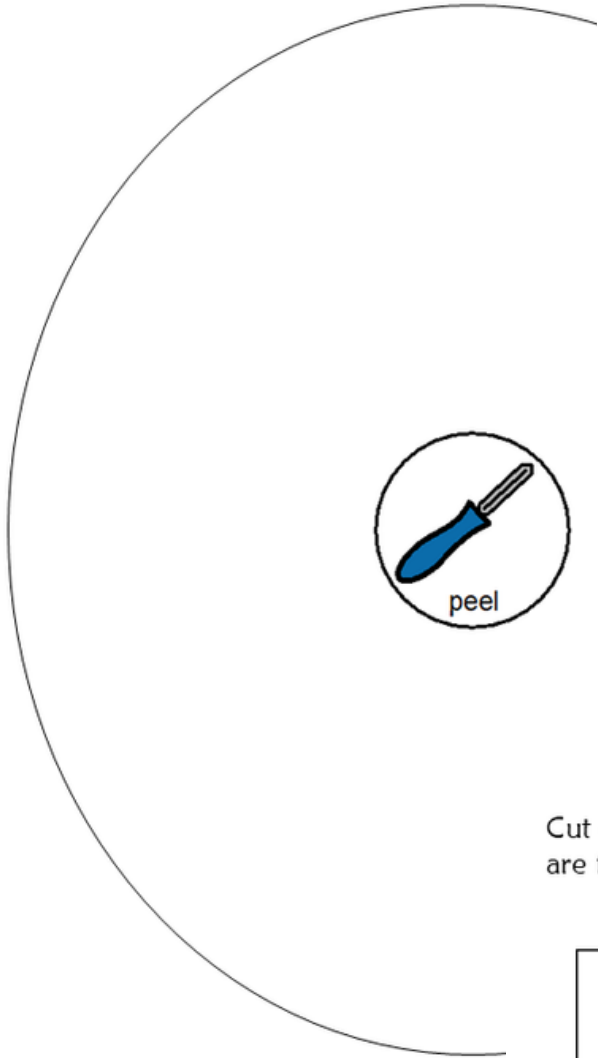
There are circle maps in this unit. Circle maps are a great way for students to see the big idea.




4 March 1943-
18 March 1943

ChristaJoy, Special Needs for
The Picture Communication Symbols ©1981-2019 b
Worldwide. Used with permission. Boardmaker


What are some foods you need to removed the outer shell or peel before you can eat it?



Cut out pictures and glue in circle map on previous page showing foods you need to peel or remove the outer shell.



Cut out pictures and glue in circle map on previous page **ONLY IF** they are foods you need to peel or remove the outer shell.



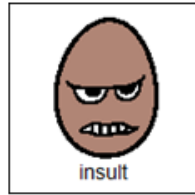

errorless

Each circle map comes with 2 choices:


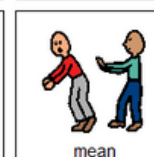






An errorless option with only correct answers

An option that has wrong answers mixed in students will need to set aside.

Some things are a compliment, and some are an insult. Sort the following into whether you think they would be a compliment (nice) or an insult (mean).




Place in the correct column on previous page. If you are not sure, place it on the middle line.






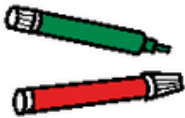


 ugly	 lazy	 smart	 fat	 smelly
 nice	 funny	 mean	 pretty	 the best
 weird	 loud	 strong	 fast	 dumb
 great	 dirty	 friendly	 annoying	 sweet

There are sorting activities.

Directions on how to add color coding or a separate differentiated version is included.



Some say that necessity is the mother of invention. Look at the following objects. What could you use if you DID NOT have that object?


 knife	 dishwasher
 bed	 cabin
 fork	 markers
 light	 heater

Match the replacements you could use for the objects the previous page.

 fireplace	 crayons	 tent	 sleeping bag
 spoon	 wash by hand	 candle	 scissors

There are matching activities.

Differentiated versions with dashed lines to trace are included.



17 October 1943-
3 November 1943

Christa Joy, Special Needs for Special Kids
The Picture Communication Symbols ©1981-2018 by Tobii Dynavox. All R
Worldwide. Used with permission. Boardmaker® is a trademark of Tot

Dear Diary,

Today is



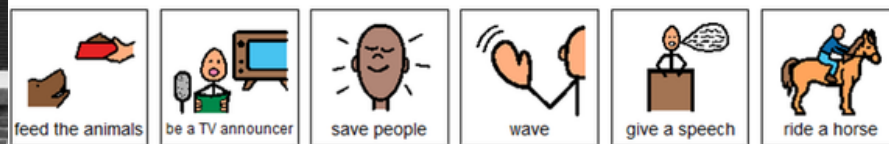

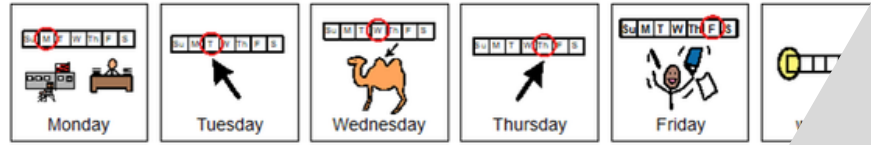
I am feeling

I can't believe I got to meet


yesterday!

It was

I learned how to



There are writing prompts.
These are errorless
activities that allow
students to write a story
independently.

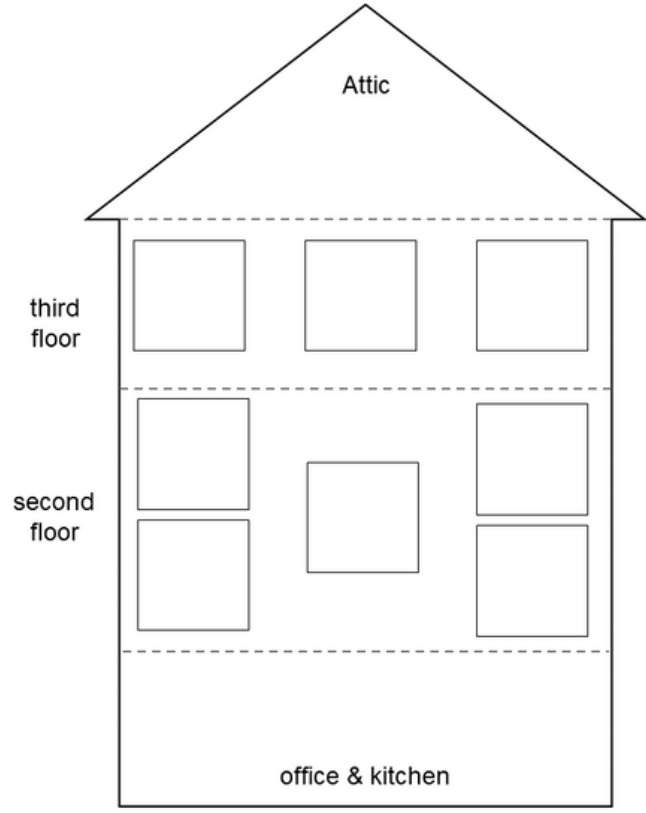


This story takes place in Holland of the Netherlands. Color in this country on the map of Europe below.



12 June 1942-
20 June 1942

Where did they all live in the Secret Annex?



16 April 1944-
5 May 1944

Christa Joy, Special Needs for Special Kids The Picture Communication Symbols © 1981-2019 by Tobii Dynavox. All Rights Reserved Worldwide. Used with permission. Boardmaker® is a trademark of Tobii Dynavox

Color the countries that were in the two main powers.

World War 2

- Allies**
 - United States
 - Great Britain
 - France
 - Russia
 - China
- Axis**
 - Germany
 - Italy
 - Japan



Place each person on the correct floor where they lived in the Annex.




- Answer Key:
- Third floor
 - Peter
 - Mr. and Mrs. van Daan
 - Second floor
 - Anne
 - Margot
 - Mother
 - Father
 - Mr. Dussel

Because there are so many activities, you can choose the ones that fit your students the best.

3 October 1942 - 20 October 1942

1. Does Anne like her mother most of the time?



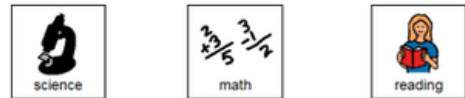
2. Who does Anne report is being taken away in large numbers?



3. What happens to many Jews who are taken away?



4. What subject does Anne hate to study?



5. Who almost discovered the hiding place?



18 May 1943 - 11 July 1943


1. What does the family do with their trash?



2. What did Anne's father give her for her birthday?



3. Did Anne receive any sweets or a cake?



4. What will they have to turn over to the authorities next month?



5. What kind of specialist does Anne's mother want Anne to see?



This unit does come with 2 sets of comprehension questions. In this set, there are 5 questions for every 10-20 pages. Each question has 3 picture choices. They are in color and black and white.

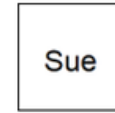
Answer key included!!

Use with an adapted version


1. When did Anne get for her birthday that she would take with her into hiding?



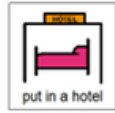
2. What does Anne name her diary?



3. Who were forbidden to do many things during this time?




4. What would happen to Jews?



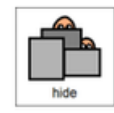
5. Who had occupied Holland?



6. Did the German like the Jewish people?



7. What did Anne's family decide to do rather than get arrested by the police?




8. How many people lived in the Annex?



9. What did they use to block the secret entrance to the Annex?



10. Could Anne's family go outside at all?



In this set, there are 20 questions for the entire novel that are much more general and perfect if you are using an adapted version. They are in color and black and white.

Answer key included!!