

PRISONER OF CELL 25



42 activities

**chapter
questions**



Special Needs for Special Kids



These novel units are something I created and started using in my classroom. I had students with significant challenges and most were **non-readers**. They were the best thing I ever did, and my students LOVED them.

Table of Contents

Worksheet pages	Activity	Chapter
6	Suggestions for use	
7	Story board	
8	Title and Author	
9	Color in the state of Idaho	
10-11	Tourette Syndrome	
12-13	Fair punishments	
14-16	Signs of a bully	
17-18	Secrets ok to keep	
19-20	People you can trust	
21-22	Telling the truth	
23-25	Jealousy	
26	Alternatives to fighting	
27	What does sentimental mean?	
28	What is a coincidence?	
29-31	Things people worry about	
32-34	Things in an aquarium	
35-36	What do you remember?	
37	Things that can cause a headache	
38-39	I am special	
40-42	What does bravery look like?	
43	How would you feel?	

Christa Joy, Special Needs for Special Kids
 The Picture Communication Symbols ©1981–2019 by Tobii Dynavox. All Rights Reserved
 Worldwide. Used with permission. Boardmaker® is a trademark of Tobii D

Table of Contents

Worksheet pages	Activity	Chapter
44-25	Positive and negative emotions	24-25
46-47	Thing that are expensive	26
48	Trace the trip Michael takes	27-28
49-50	Road trip writing prompt	27-28
51-52	Things that stink	29-30
53	What is regret?	29-30
54	Doing the right thing	31-32
55-56	Consequences	33-34
57	What does it mean to obey?	33-34
58-59	My disguise	35-37
60-61	Rescuing someone	35-37
62-64	What is loyalty?	38-39
65	Difficult decisions	40
66	Feeling homesick	41-42
67	What is a diversion?	41-42
68	Being alone	43-44
69	What is a threat?	43-44
70-71	Places that are dark	45
72-73	Things that need electricity	46
74-75	Good and bad choices when angry	46
76	Count the guards on each floor	47

Christa Joy, Special Needs for Special Kids
 The Picture Communication Symbols ©1981–2019 by Tobii Dynavox. All Rights Reserved
 Worldwide. Used with permission. Boardmaker® is a trademark of Tobii Dynavox

This novel unit has **42 different activities**. These activities are NOT comprehension-based. So, even if your students do not pay attention, they can still complete the activity.

Tourette Syndrome

Tourette syndrome is a problem with the brain and nervous system. It is characterized by repetitive, involuntary movements and vocalizations known as tics.

Tourette syndrome typically begins in childhood, and it can get better or worse over time. About 1 in 100 people are diagnosed with Tourette syndrome.

The tics can be brief, sudden movements or sound, or be more complex and involve several movements or vocalizations.

It is not easy to diagnose Tourette syndrome. It is typically diagnosed when the person has certain tics that last for a year.

There is no cure for Tourette syndrome, but there are medications and certain therapies that can help.

It is important to know that people with Tourette syndrome lead totally normal and independent lives.

Tourette Syndrome

1. Tourette syndrome is a problem with the and nervous system.
2. Tourette syndrome normally begins in .
3. One in people are diagnosed with Tourette syndrome.
4. Tourette syndrome can be helped with .
5. People with Tourette syndrome can live lives.

For example, Michael has Tourette's. In this activity, students will read or listen to a short passage about Tourette Syndrome and answer some simple questions.



Suggestions for Use

- I made this unit to go along with the book, *Michael Vey The Prisoner of Cell 25* by Richard Paul Evans.
- The thought is that you would be reading it aloud to your class at a rate of about 2 chapters per day.
- Be sure to give each student their own copy of the story board (pg. 7) to use while reading and discussing the story.
- Benefits of reading out loud, even to classes made up of severely affected students:
 - Teaches students to sit quietly even when there isn't something for them to do. This is such an important life skill. We all have to spend time sitting and listening to someone we are not that interested in at some point.
 - Parents will LOVE you. Not only will they be excited their child is being exposed to age appropriate material, but you are teaching them how to sit quietly, which will hopefully transfer to home as well.
 - Even with your lowest level learners, you will have 1 or 2 that will truly enjoy the story.
- It can be a calming experience to sit and listen to the teacher read in a methodical way. For students who need more structure, place the number of post-it notes in front of him/her that corresponds to the number of pages you intend to read. Remove a post-it as you finish each page. The visual will help lessen their anxiety.
- You will find activity for most chapters. You will still have plenty to choose from and find those that fit best with your students.
- Differentiation:
 - For any activity, you can quickly differentiate for your lower level learners by using a color coding technique.
 - If sorting, outline each sorting category a certain color and then outline the corresponding pictures the same color.
 - Becomes a matching task.
- There are comprehension questions to accompany this unit. There are 5 questions for every 1-2 chapters with 3 picture answer choices. You will find these (in color and BW) in a separate file.

Suggestions on how I found this activity worked best in my classroom are provided. I typically had 6-8 students with one adult assistant in the room with me.


The Prisoner of Cell 25

Novel Unit for Special Education

By
Christa Joy
Special Needs for Special Kids



*This entire novel unit
comes in 2 separate files.
One is completely in color
and one is completely in
black and white.*




*This unit comes with a
vocabulary board.*

*Vocabulary boards are great
for ALL students to assist
with participation and
engagement in group
discussions.*


*Tips on how to use in the
unit!!*

Michael is very brave going to the police station to talk to Clyde. Complete the circle map below to show what bravery looks like. Remember being brave does NOT mean you are not scared.




Errorless version

Place the following pictures in the circle map on the previous page to show what being brave looks like.



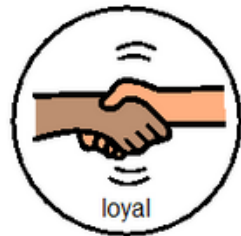
Place the following pictures in the circle map on the previous page **ONLY IF** it shows what being brave looks like.



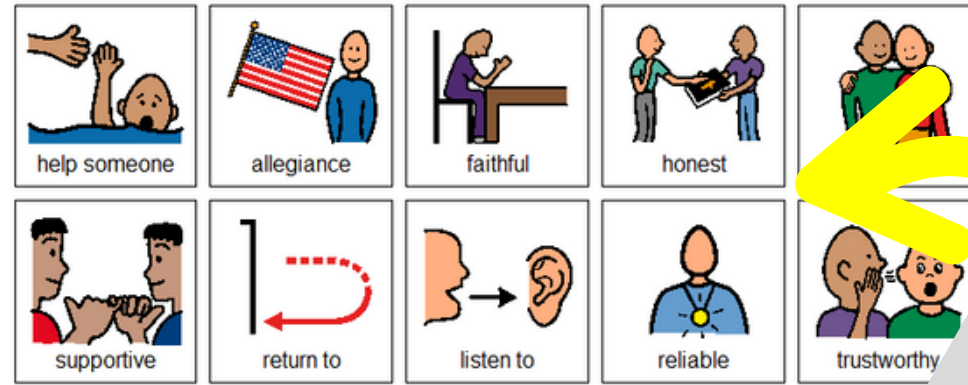
There are circle maps in this unit.

Circle maps are a great way for students to see the big idea.

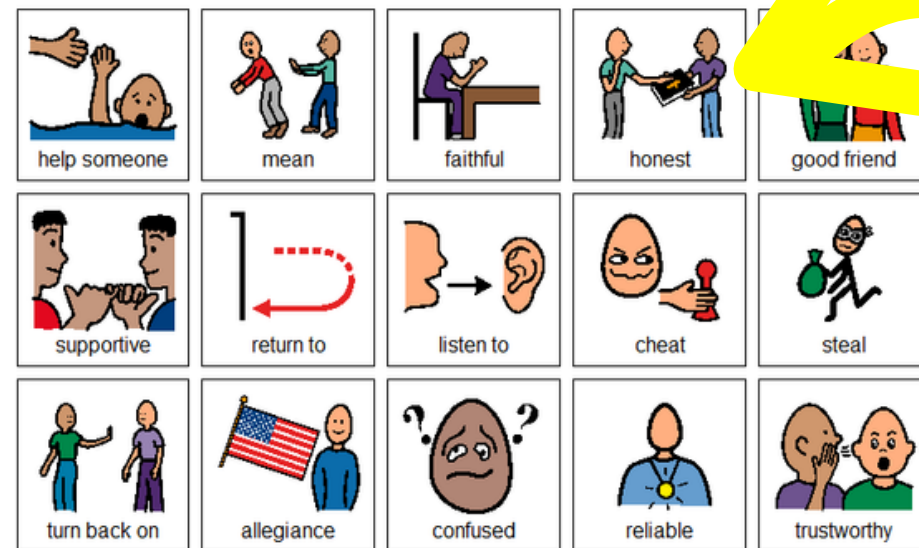
Dr. Hatch expects the Glows to be loyal to him. What would loyalty look like?



Place the pictures in the circle map on the previous page showing what it means to be loyal.



Place the pictures in the circle map on the previous page **ONLY** IF they describe loyalty.


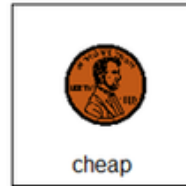


Each circle map comes with 2 choices:

An errorless option with only correct answers

An option that has wrong answers mixed in students will need to set aside.

What are some things that are cheap, and what are some things that are expensive?



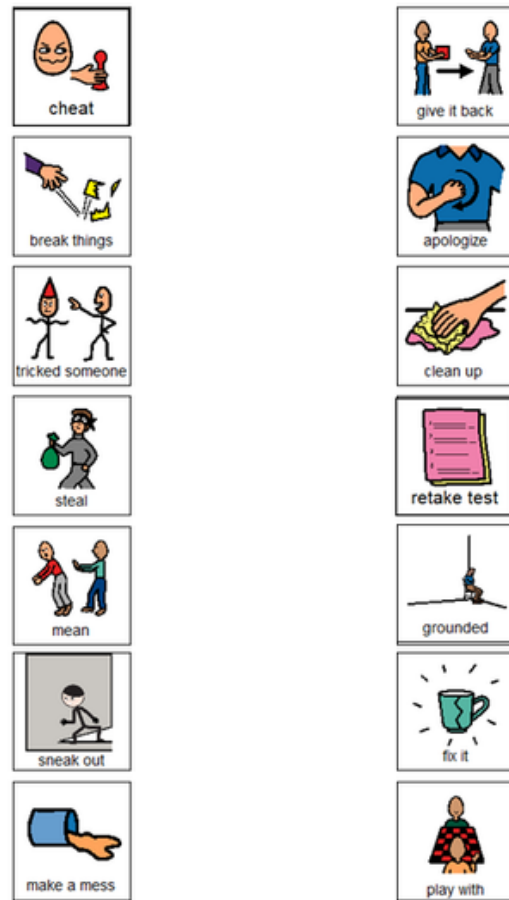
Cut out pictures below and sort into correct column on previous page. If you are not sure, place it on the middle line.



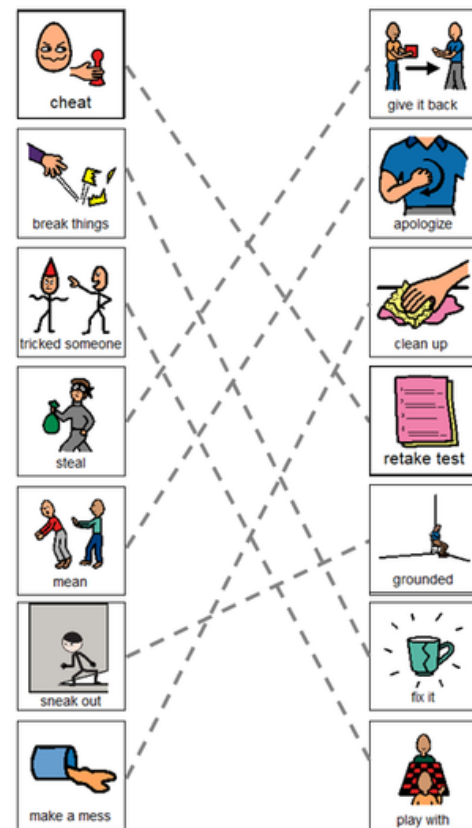
There are sorting activities.

Directions on how to add differentiation are included.

What do you think would be a fair punishment for each of the following actions on the right?



What do you think would be a fair punishment for each of the following actions on the right?



There are matching activities.
Directions on how to add differentiation are included.

My Disguise


I had to hide from , so I came up with a disguise.

I had a wig.

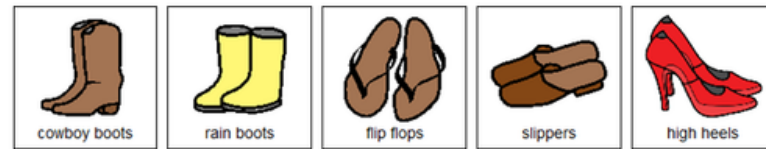
I wore .

I put on my feet.

I looked just like a . No one knew it was me!!



color in the circle with the color of your choice









There are writing prompts. These are errorless activities that allow students to write a story independently.

Color in the state of Idaho. Color in the state you live in.

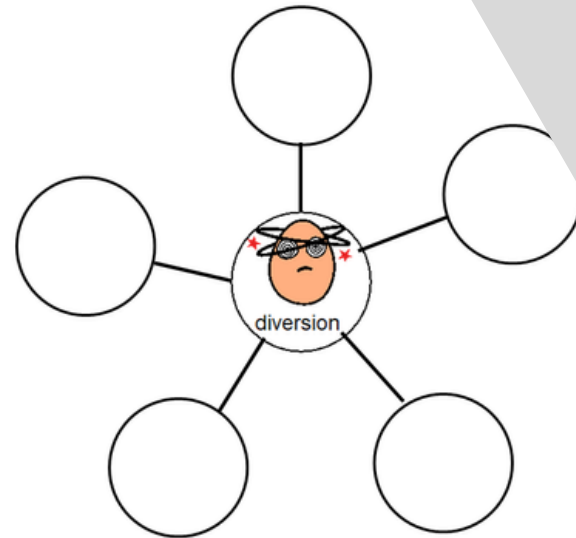


There are lots of alternatives to fighting someone. Complete the statements below using the pictures on the next page or come up with your own ideas.

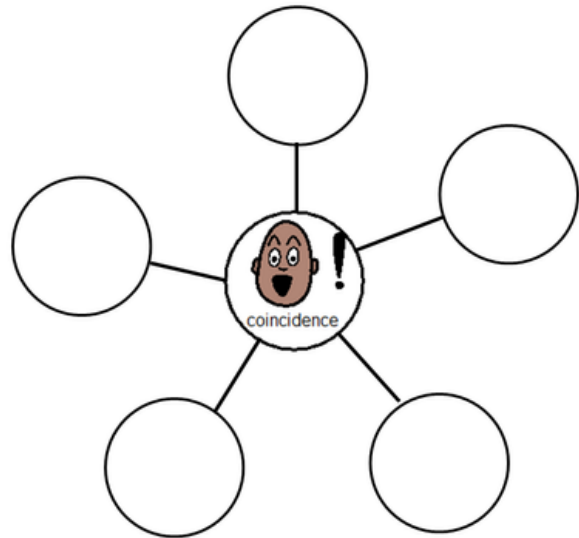
- 1. Instead of  you can
- 2. Instead of  you can
- 3. Instead of  you can
- 4. Instead of  you can
- 5. Instead of  you can



What is a diversion?



What does coincidence mean?



Count the guards on each floor.

	4	<input type="text"/>
	3	<input type="text"/>
	2	<input type="text"/>
	1	<input type="text"/>
	D	<input type="text"/>

Because there are so many activities, you can choose the ones that fit your students the best.

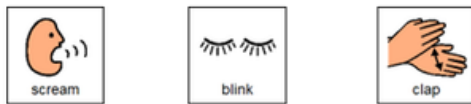
1. Where does Michael live?



2. What condition does Michael have?



3. What does Michael do a lot of because of the Tourette's?



4. Who died when Michael was 8?



5. Do the kids at school make fun of Michael?



1. Where did Taylor and Tara go that morning?



2. Did the girls buy things that were cheap or expensive?



3. What did they get for lunch?



4. What did Dr. Hatch want to buy Taylor?



5. Would Taylor accept the gift from Dr. Hatch?



This unit does come with comprehension questions.

There are 5 questions for every chapter. Each question has 3 picture choices. They are in color and black and white.

Answer key included!!