

Special Ed

Georgia



ALSO INCLUDES GOOGLE SLIDES

Special Needs for Special Kids



For students who:

- *are emerging or non-readers*
- *take alternate assessments*
- *are in special education*
- *short-attention span*
- *lack pre-requisite skills*
- *benefit from the use of pictures for support*
- *middle/high school*

Georgia

for Special Education

By
Christa Joy
Special Needs for Special Kids



Table of Contents

Worksheet pages	Activity
4-5	Vocabulary board
6-11	Who am I cards
12-26	Bingo cards
27-30	Circle map
31-37	Id places on a map
38-40	Climate and geography maps
41-44	History Timeline
45-48	Natural resources sorting
59-54	Matching landmarks and people
55-57	Writing prompt
58-62	Close worksheets
63-73	Assessment
74-77	Peach cobbler
78-79	Terms of use

Also included in this resource as separate files:

- Lesson plans
- Links and directions to digital activities
- PowerPoints **(these are the books in the lesson plan)**
- Voice recorded PowerPoint
- Activities in black and white

This unit contains 2 weeks of material in print and digital formats. I have included a detailed lesson plan to help you make the most of everything in this unit including how to add some group activities.

This unit comes in 2 separate files, one in color and one in black and white.

10 days

Day 7

Activity	Notes	Materials
Read or listen to the book: Georgia week 2 (10 minutes)	<ul style="list-style-type: none">• Read through the story, asking lots of questions• Continue to make connections between book and vocabulary board	<ul style="list-style-type: none">• Book• Vocabulary board
Bingo (15 minutes)	<ul style="list-style-type: none">• See separate pdf for Bingo cards and directions• For different ways to play Bingo and use the cards go here: https://specialneedsforspecialkids.org/2022/01/31/10-ways-to-play-bingo-in-your-special-education-classroom/	<ul style="list-style-type: none">• Bingo boards• markers
Sorting activity review (5 minutes)	<ul style="list-style-type: none">• Review the sorting activity completed yesterday	<ul style="list-style-type: none">• Sorting activity completed yesterday
Matching activity (10 minutes)	<ul style="list-style-type: none">• Complete both matching activities looking at what students would see at which landmark and what each person is famous for<ul style="list-style-type: none">◦ Add color-coding for students who need more support• Make connections to the book as necessary	<ul style="list-style-type: none">• Matching activities• Scissors• Glue
Sharing (10 minutes)	<ul style="list-style-type: none">• Each student shares their finished activity with the group using the communication method of their choice	<ul style="list-style-type: none">• Completed activity• Communication devices

The lesson plans contain:

- Overall tips for teaching students with significant needs
- A quick look at what you will do each day
- Detailed instructions on how that day's lesson should run



Christa Joy, Special Needs for Special Kids
 The Picture Communication Symbols ©1981–2018 by Tobii Dynavox. All Rights Reserved
 Worldwide. Used with permission. Boardmaker® is a trademark of Tobii Dynavox

This unit comes with a vocabulary board.

Vocabulary boards are great for ALL students to assist with participation and engagement in group discussions.

Tips on how to use in the unit!!

(There are NO vocabulary cards in this unit.)

As you can guess from its name, Georgia produces a lot of peaches. This state is the third largest producer of peaches behind California and South Carolina. Although, some people will tell you these are the best tasting ones!!



©ChristoJoy, SNSK

Finally, John Pemberton, a pharmacist in Atlanta, invented the formula for Coke in 1886. He sold it as a remedy to relive exhaustion.




©ChristoJoy, SNSK

There are 2 books (one for each week) with simple text and engaging photos.

It comes in a PowerPoint version as well as an mp4 (movie) version.

Cut apart pictures and place in circle map about Georgia.



Cut apart pictures and place in circle map **ONLY IF** they relate to Georgia.



There is a circle map reviewing some main facts about Georgia.

Circle maps are a great way for students to see the concept at a glance. There are 2 versions:

- One is errorless
- One has wrong answers mixed in students will have to set aside

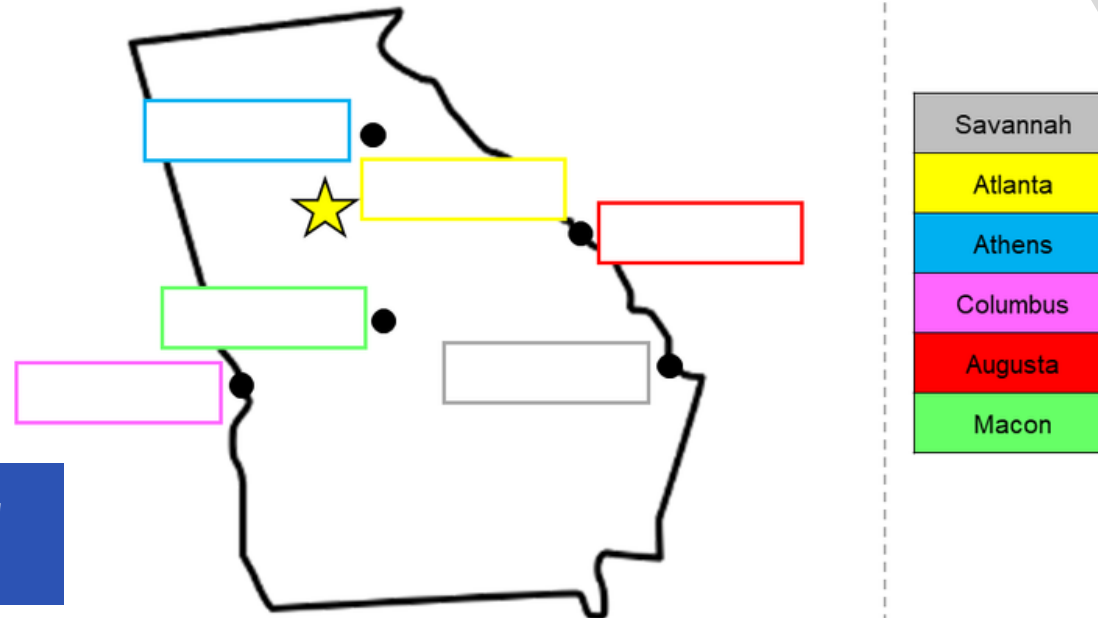
Color in the states using the key.

- Georgia red
- Alabama yellow
- Tennessee pink
- North Carolina green
- South Carolina blue
- Florida orange



Label the cities in Georgia using the labels.

ChristaJoy, S
The Picture Communication Symbols
Worldwide. Used with permission.




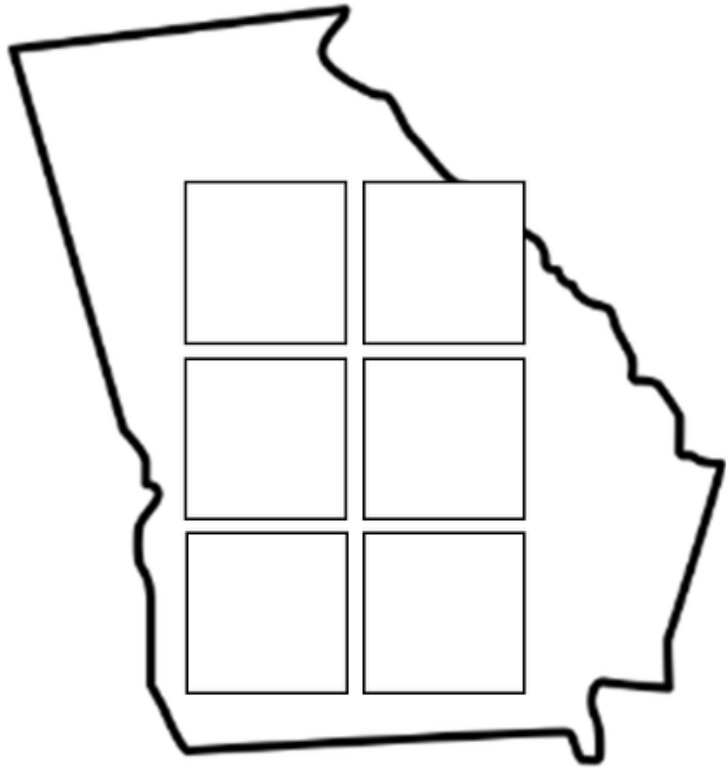
ChristaJoy, Special Needs for Special Kids
The Picture Communication Symbols © 1981-2018 by Tobii Dynavox. All Rights Reserved
Worldwide. Used with permission. Boardmaker® is a trademark of Tobii Dynavox

There are several maps to identify the state, surrounding states, and major cities.

Differentiated versions are included.


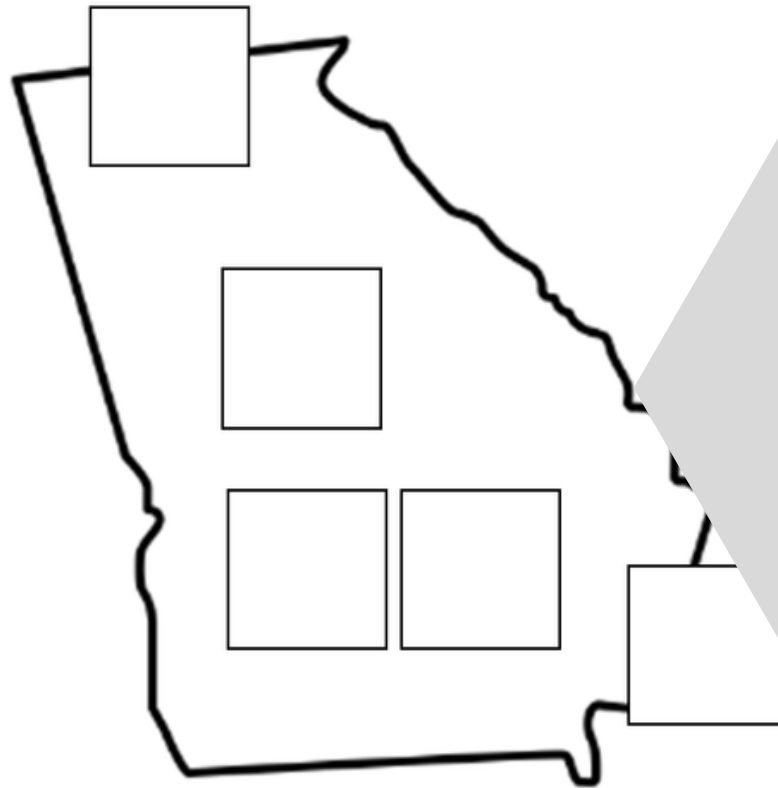
differentiated

What is the weather like in Georgia?



Christa Joy, Special Needs for Special Kids
The Picture Communication Symbols ©1981-2019 by Tobii Dynavox. All Rights Reserved Worldwide. Used with permission. Boardmaker® is a trademark of Tobii Dynavox

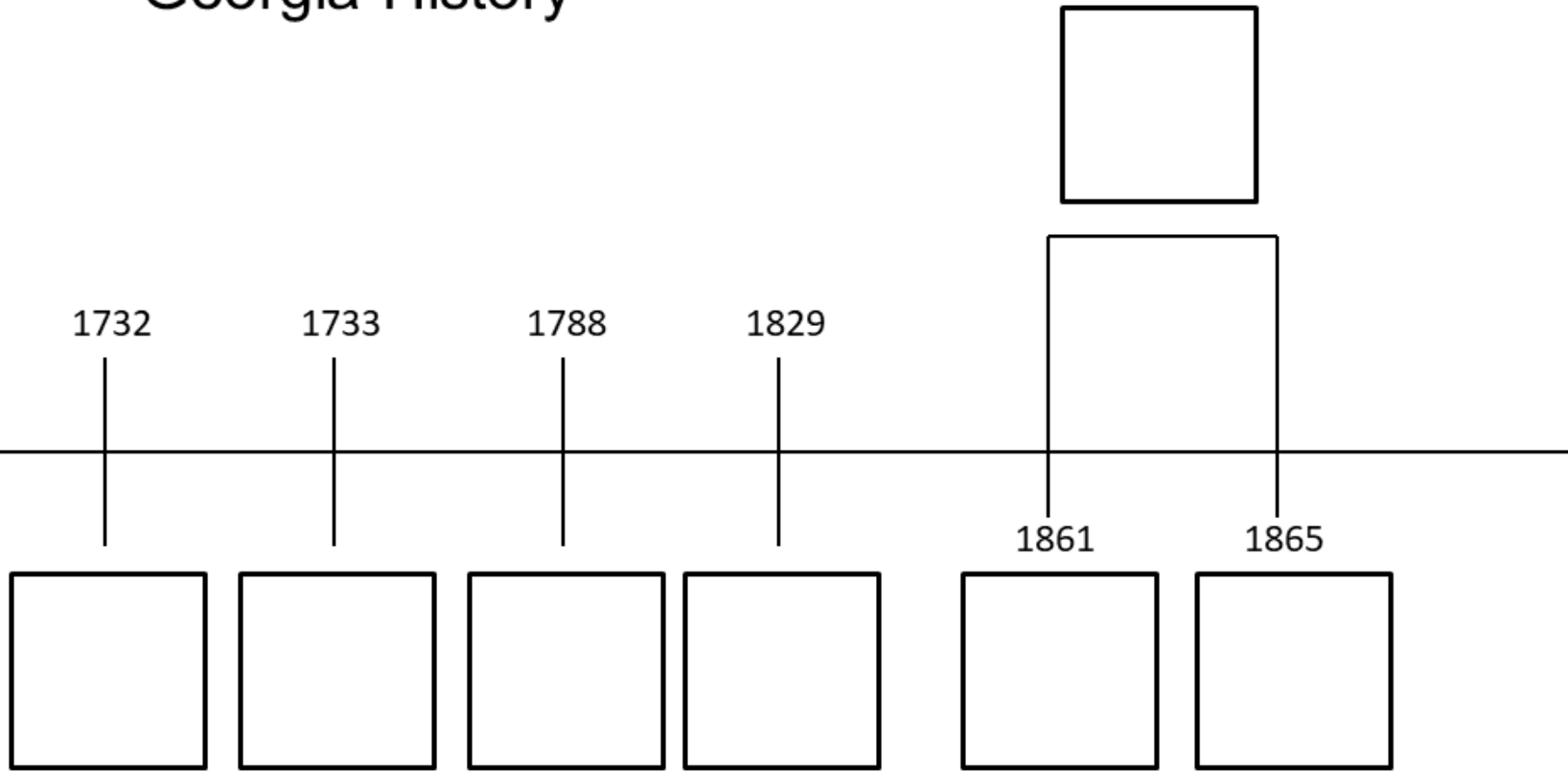
What is the geography of Georgia?



Christa Joy, Special Needs for Special Kids
The Picture Communication Symbols ©1981-2019 by Tobii Dynavox. All Rights Reserved Worldwide. Used with permission. Boardmaker® is a trademark of Tobii Dynavox

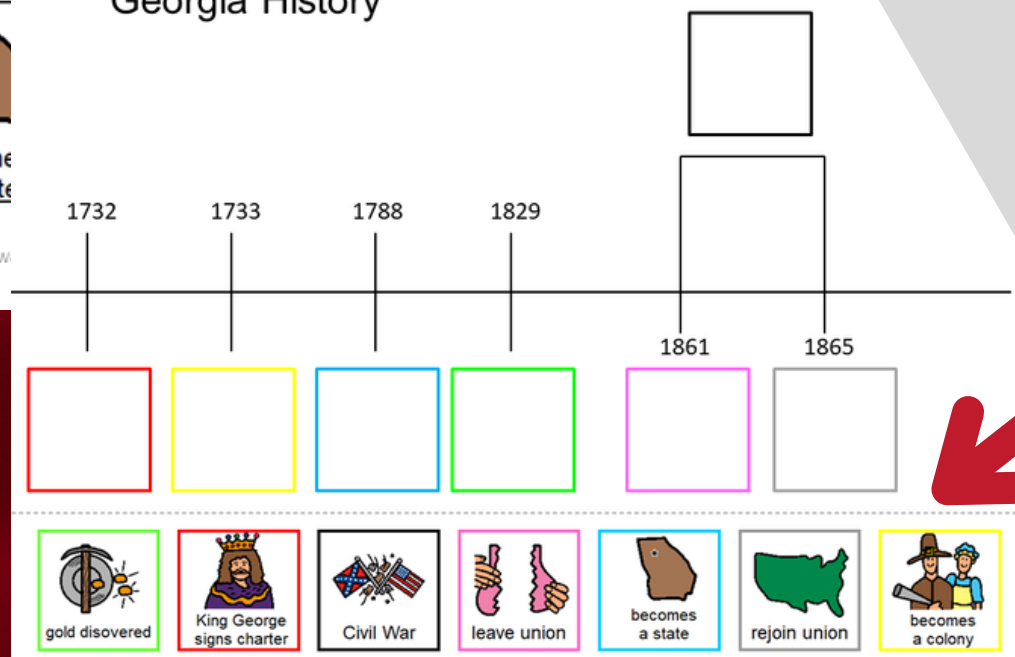
Students will identify how the climate and geography change across the state.

Georgia History



Christa Joy, Special Needs for Special Kids
The Picture Communication Symbols ©1981-2019 by Tobii Dynavox. All Rights Reserved. With permission. Boardmaker® is a trademark of Tobii Dynavox

Georgia History



Christa Joy, Special Needs for Special Kids
The Picture Communication Symbols ©1981-2019 by Tobii Dynavox. All Rights Reserved. With permission. Boardmaker® is a trademark of Tobii Dynavox

Students will complete a timeline of the main events that have happened in this state's history. There is a color-coded version included (shown here).







Georgia



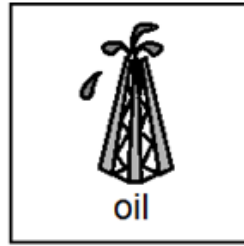
Not Georgia




peaches




bananas



oil



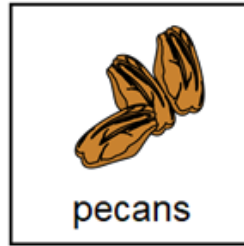
peanuts



onions



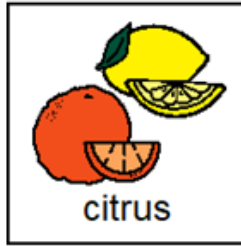
blueberries



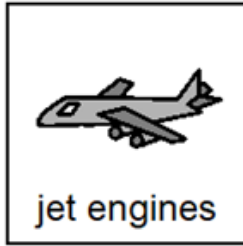
pecans




salt



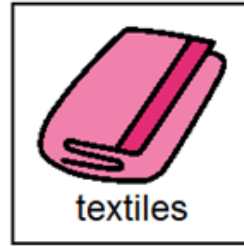
citrus



jet engines



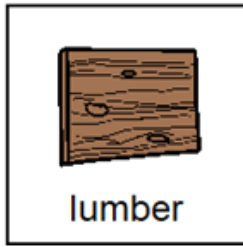
pineapple



textiles




movies



lumber











cosmetics




coconut

Students will sort resources that do and do not come out of this state. These are covered in the books. Suggestions for differentiation are included.

What would you see at each landmark in Georgia?

 Providence Canyon	<input type="text"/>	 Tallulah Falls	<input type="text"/>
 Radium Spring	<input type="text"/>	 Cockspur island	<input type="text"/>
 Savannah	<input type="text"/>	 Atlanta	<input type="text"/>
 Atlanta	<input type="text"/>	 Plains, GA	<input type="text"/>








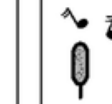
Match the item to each landmark on the previous page.

 rock formations	 waterfalls	 aquarium	 carriage
 Jimmy Carter's home	 Martin Luther King's home	 hot spring	 Fort Pulaski

What is each person from Georgia famous for?

Jimmy Carter	<input type="text"/>	Martin Luther King, Jr	<input type="text"/>
Jackie Robinson	<input type="text"/>	Ty Cobb	<input type="text"/>
James Brown	<input type="text"/>	Ray Charles	<input type="text"/>
Julia Roberts	<input type="text"/>	Clarence Thomas	<input type="text"/>

Match what each person is famous for on the previous page.

 baseball	 civil rights	 president	 actress
 judge	 football	 baseball	 singer

Students will complete 2 matching activities that look at landmarks and famous people.

My trip

I traveled to Georgia, so I went to see

went with me.



We also went to see



I got a to remember my trip.

Visiting Georgia made me feel

 Providence Canyon	 Tallulah Falls	 Radium Spring	 Cockspur island	
 parents	 grandparents	 best friend	 family	
 Jimmy Carter's home	 waterfalls	 the aquarium	 carriage	
 scrapbook	 photo	 postcard	 keychain	 poster
 patriotic	 proud	 great	 thankful	 happy

There is a writing prompt for students to write about taking a trip to see Georgia. This is an errorless activity.

Who am I cards

- Give each student a set of Who am I cards
- Various options/ways to play, but the goal is to have students hold up the card you are talking about. Sometimes there can be more than one correct answer
- Things you can do:
 - Hold up a who am I card
 - Show a page from the book
 - Point to a symbol on the vocabulary board
 - Verbally describe something about Georgia.
- Tell a story as though you were visiting Georgia.
 - What do you see?
 - What is the weather like?
 - What plants or animals do you see?
 - Where do you live (city or country)?
 - What are you eating?
 - What sports teams are playing in your

ChristaJoy, Spe
The Picture Communication Symbols ©
Worldwide. Used with permission.



Okefenokee Swamp



Providence Canyon



Tallulah Falls



Radium Springs

ChristaJoy, Special Needs for Special Kids
The Picture Communication Symbols ©1981-2019 by Tobii Dynavox. All Rights Reserved
Worldwide. Used with permission. Boardmaker® is a trademark of Tobii Dynavox

Group activity

There are large cards and directions for playing a "Who am I?" group activity.

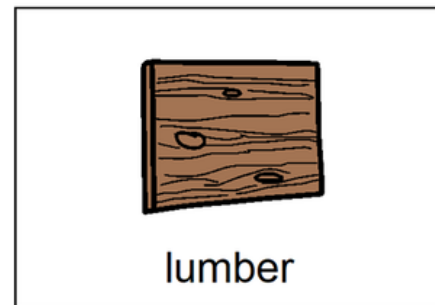
Bingo cards
















- Included are 10 Bingo cards in color and 10 Bingo cards in BW.
- Place the cards in page protectors or laminate for long term use.
- **Cut one board apart to use as calling cards.**
- This is a great way to practice the new vocabulary included in this unit.
- Cut apart a set of the vocabulary cards to use as the calling cards.
- Options:
 - Show students the picture for them to match
 - Read the definition and see if students can find the matching picture
 - Work as teams
 - Vary the "winning" patterns.
 - Cover all
 - Cover corners
 - Row across or down
 - Cover the edges
 - Vary the ways to mark the card
 - Place in page protector or laminate and use dry erase markers
 - Stickers
 - Post-it notes
 - Dot markers

Chr
The Picture Communicatic
Worldwide. Used with

Chr
The Picture Communicatic
Worldwide. Used with permission. Boardmaker® is a trademark of Tobii Dynavox



Georgia

 flag	 Martin Luther King, Jr	 Coke	 peaches
 tropical storms	 President Carter	 peanuts	 Radium Springs
 Georgia	 lumber	 Providence Canyon	 aquarium
 waterfall	 golf	 Atlanta	 Okefenokee Swamp

cial Needs for Special Kids
1981-2021 by Tobii Dynavox. All Rights Reserved
Boardmaker® is a trademark of Tobii Dynavox


Group activity

There are 10 color and 10 black and white Bingo cards included plus 10 different ways to use them and play Bingo. There are calling cards included. This is a great way to review vocabulary.


Calling cards included

Georgia (week 1)

1. is the capital of Georgia.
2. Georgia became a state in .
3. Georgia is known as the state.
4. Georgia is the largest state east of the .
5. Georgia produces more than any state in the US.




peanuts



Mississippi River



Atlanta



1788



peach

Georgia (week 2)


1. You can see boyhood home in Georgia.
2. You can see along the Tallulah River.
3. was born in Georgia.
4. The largest in the US is in Atlanta.
5. was invented in Georgia by a pharmacist.




waterfalls




Jimmy Carter



aquarium



Coke



Martin Luther King

Close worksheets are a great informal assessment. This unit has one for each week. Suggestions for differentiation are included.

Answer key included.


1. What is the capital of Georgia?



2. What is the nickname for Georgia?



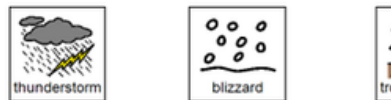
3. What was found in Georgia in 1829?



4. The largest what in North America is found in the Coastal Plains of Georgia?



5. What type of storms come up from Florida and affect Georgia?



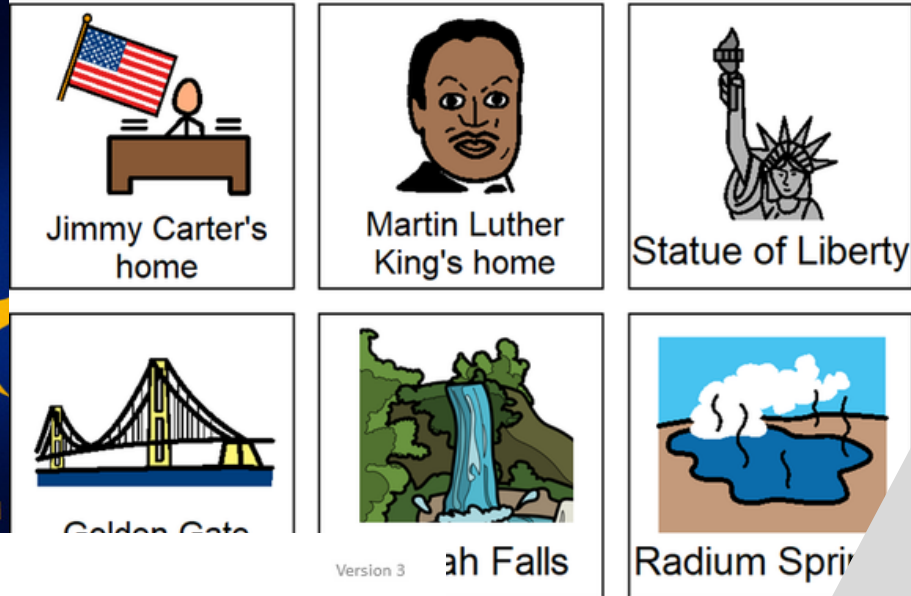
Christa Joy, Special Needs for Sp
The Picture Communication Symbols ©1981-2019 by Ti
Worldwide. Used with permission. Boardmaker® is

- What is the capital of Georgia?
 - Savannah
 - Atlanta
 - Washington, DC
- What is the nickname for Georgia?
 - Peanut State
 - Swamp State
 - Peach State
- What was found in Georgia in 1829?
 - Gold
 - Coal
 - Oil
- The largest what in North America is found in the Coastal Plains of Georgia?
 - Desert
 - Swamp
 - Pine tree
- What type of storms come up from Florida and affect Georgia?
 - Thunderstorm
 - Blizzard
 - Tropical storm
- Circle the industries and natural resources we get from Georgia

A. Peanuts	D. lumber
B. Coffee	E. pecans
C. Peaches	F. citrus

Print onto cardstock or mount on index cards. Cut pictures apart and show student answer choices for each question.

Q 7



Version 3

3

1

FINALLY the assessment!! There are 3 versions.

- 10 questions with 3 picture choices for each question
- cut out the answer choices and glue them on index cards
- traditional multiple choice

Answer key included.

Ingredient Labels



flour



sugar



butter



peaches

Group activity

Assembly Directions



oven

1. Preheat oven to 350°



stir

2. Mix together flour, sugar, melted butter.



1 cup



flour



3/4 cup



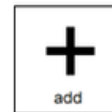
sugar



1/4 cup

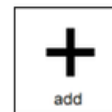


melted butter



add

3. Place **1/3 of flour mixture** into bottom of 9x9 pan.



add

4. Add sliced or canned peaches (with juice) in even layer.

29

ounce



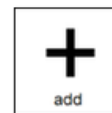
can

or

2-3



peaches



add

5. Add remaining flour mixture on top of peaches.

Included is a simple picture recipe for Peach Cobbler. This will wrap up this 2 week unit.

CONSTITUTION

Georgia

This unit also includes digital versions of the activities.

Students can watch a movie book version of the book rather than printing it out.

Week 2

By Christa



Great for review



Color in the states using the key.







- Georgia red
- Alabama yellow
- Tennessee pink
- North Carolina green
- South Carolina blue
- Florida orange




Each activity is set up so students can click and drag answers. No typing is required.



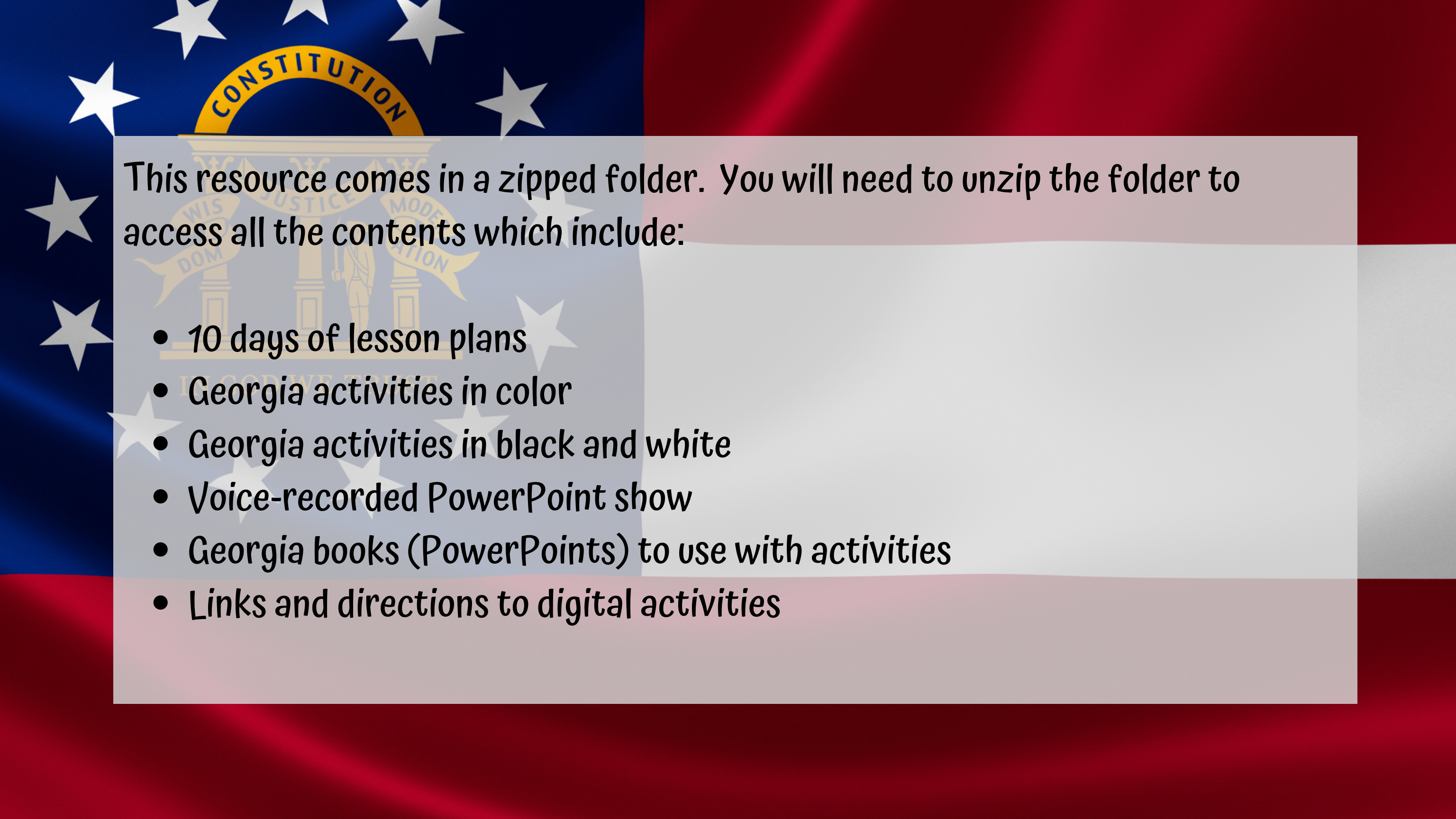
Perfect for every learning level

 Providence Canyon		 Tallulah Falls	
 Radium Spring		 Cockspur island	
 Savannah		 Atlanta	
 Atlanta		 Plains, GA	

What would you see at each of these landmarks in Georgia?




The second set of slides uses color for differentiation and extra support for students who may need it. Mix and match slides from both sets to make the perfect set for each student.



This resource comes in a zipped folder. You will need to unzip the folder to access all the contents which include:

- 10 days of lesson plans
- Georgia activities in color
- Georgia activities in black and white
- Voice-recorded PowerPoint show
- Georgia books (PowerPoints) to use with activities
- Links and directions to digital activities



Starting in August 2023, I am starting on a project to create a 2-week unit for each state.

I am doing these in order of popularity.

If you would like me to do a unit on your state, send me an email at specialneedsforspecialkids@gmail.com. I will add it to the list.

I do plan to complete all the states at a rate of 1 per week.