



AMERICAN BORN CHINESE

25 activities

**chapter
questions**



Special Needs for Special Kids



These novel units are something I created and started using in my classroom. I had students with significant challenges and most were **non-readers**. They were the best thing I ever did, and my students LOVED them.

Table of Contents

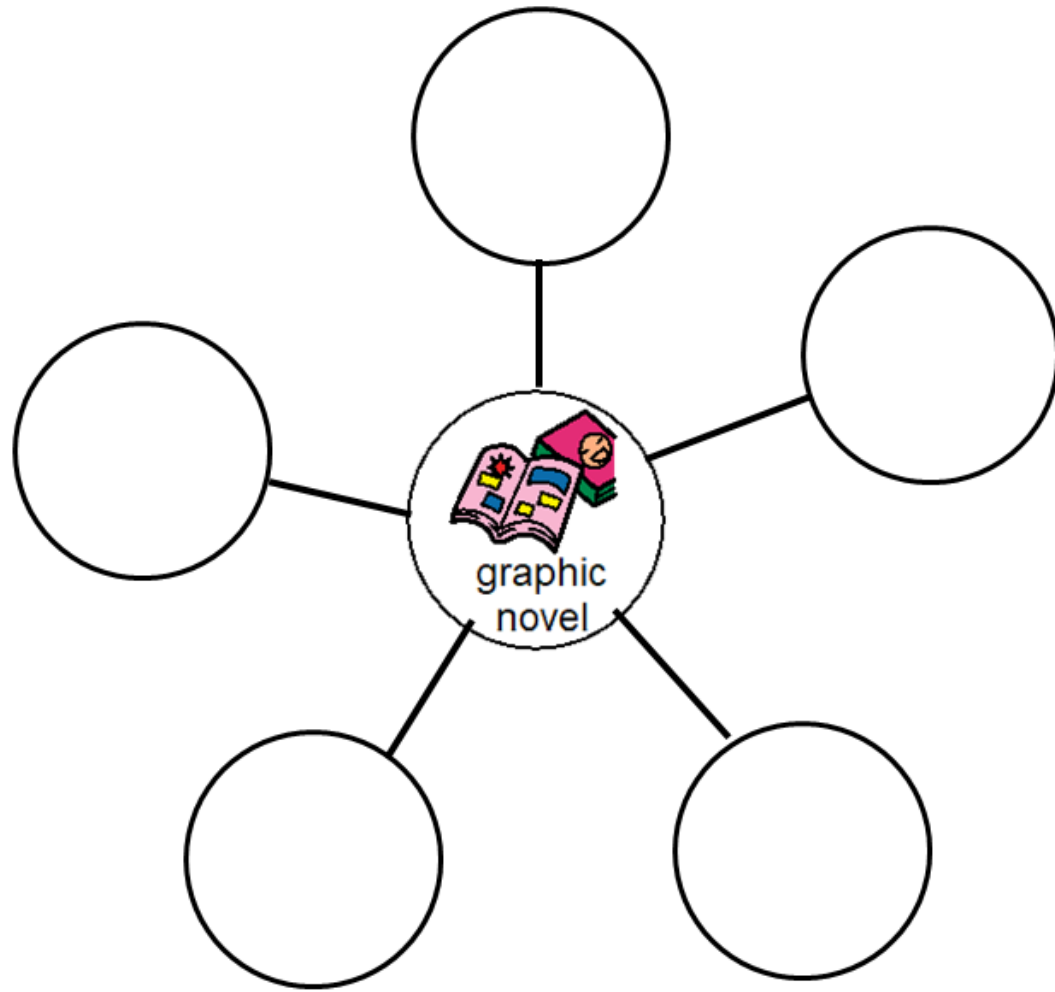
Worksheet pages	Activity	Pages
5	Suggestions for use	
6	Story board	
7	Title and Author	
8	Disciplines of Immortality	
9	Anticipation	
10-11	When I grow up	2
12-14	Compare friends and bullies	2
15-17	Ways people show they like each other	4
18-19	Compliments or insults	4
20	Disciplines of Invulnerability	5
21	Disciplines of Bodily Form	5
22-23	My Magic Cudgel	6
24	Being stubborn	6
25-26	Things that make you nervous	8
27-29	Ways to build confidence	8
30-31	Things that make you embarrassed	10
32	What is rejection?	10
33	What is a legend?	13
34	Doing the right thing	13

Table of Contents

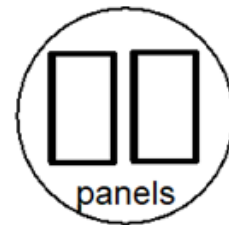
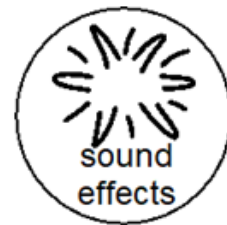

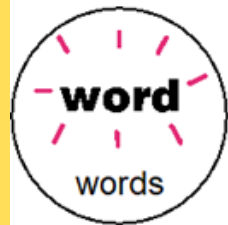
Worksheet pages	Activity	Pages
35-36	Telling the truth	163-173
37-39	Hygiene products	163-173
40	Telling a truth or a lie	174
41-42	Ways to comfort someone	
43	Alternatives to fighting	
44	What is an emissary?	
45	Making a sincere apology	
46	Components of a graphic novel	218
47-49	Additional novel units	
50-51	Terms of Use	

This novel unit has **25 different activities**. These activities are NOT comprehension-based. So, even if your students do not pay attention, they can still complete the activity.

What are the components of most graphic novels?



For example, students will identify the main components of most graphic novels. This is an errorless activity.



Christa Joy, Special Needs for Special Kids

The Picture Communication Symbols ©1981–2018 by Tobii Dynavox. All Rights Reserved
Worldwide. Used with permission. Boardmaker® is a trademark of Tobii Dynavox

Suggestions for Use

- I made this unit to go along with the book, *American Born Chinese* by Gene Luen Yang.
- The thought is that you would be reading it aloud to your class at a rate of about 20 pages per day.
- Be sure to give each student their own copy of the story board (pg. 6) to use while reading and discussing the story.
- Benefits of reading out loud, even to classes made up of severely affected students:
 - Teaches students to sit quietly even when there isn't something for them to do. This is such an important life skill. We all have to spend time sitting and listening to someone we are not that interested in at some point.
 - Parents will LOVE you. Not only will they be excited their child is being exposed to age appropriate material, but you are teaching them how to sit quietly, which will hopefully transfer to home as well.
 - Even with your lowest level learners, you will have 1 or 2 that will truly enjoy the story.
- It can be a calming experience to sit and listen to the teacher read in a methodical way. For students who need more structure, place the number of post-it notes in front of him/her that corresponds to the number of pages you intend to read. Remove a post-it as you finish each page. The visual will help lessen their anxiety.
- You will find activity for most chapters. You will still have plenty to choose from and find those that fit best with your students.
- Differentiation:
 - For any activity, you can quickly differentiate for your lower level learners by using a color coding technique.
 - If sorting, outline each sorting category a certain color and then outline the corresponding pictures the same color.
 - Becomes a matching task.
- There are comprehension questions to accompany this unit. There are 5 questions for every 20 or so pages with 3 picture answer choices. You will find these (in color and BW) in a separate file.

Suggestions on how I found this activity worked best in my classroom are provided. I typically had 6-8 students with one adult assistant in the room with me.

American Born Chinese

Novel Unit
for Special Education

By
Christa Joy
Special Needs for Special Kids



This entire novel unit comes in 2 separate files. One is completely in color and one is completely in black and white.

Story Board : to use while reading and for class discussions.
Laminate and make 1 copy for each student.




This unit comes with a vocabulary board.

Vocabulary boards are great for ALL students to assist with participation and engagement in group discussions.


Tips on how to use in the unit!!

What are some ways people show they like each other?

Place the following in the circle map showing ways people show they like each other.



Place the following on the previous page **ONLY IF** they are ways people show they like each other.



There are circle maps in this unit.

Circle maps are a great way for students to see the big idea.

What are some things that people use for hygiene?

Cut out pictures and glue in circle map on previous page showing tools people use for hygiene.



errorless



Cut out pictures and glue in circle map on previous page **ONLY IF** they show tools people use for hygiene.

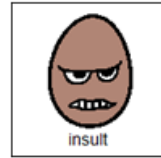


Each circle map comes with 2 choices:





An errorless option with only correct answers

An option that has wrong answers mixed in students will need to set aside.

Some things are a compliment, and some are an insult. Sort the following into whether you think they would be a compliment (nice) or an insult (mean).











Place in the correct column on previous page. If you are not sure, place it on the middle line.

 ugly	 lazy	 smart	 fat	 smelly
 nice	 funny	 mean	 pretty	 the best
 weird	 loud	 strong	 fast	 dumb
 great	 dirty	 friendly	 annoying	 sweet


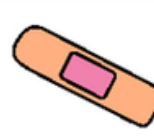






There are sorting activities.

Directions on how to add differentiation are included.

What are some ways we can comfort people in the following situations?

 sick		 lonely	
 sad		 bored	
 I'm lost		 far away	
 hurt		 sore throat	

Match with the situations on previous page. Try to make the **BEST** match.

 play a game	 bandaid	 map	 chicken soup
 joke	 tea with honey	 visit	 send a card

There are matching activities. Directions on how to add differentiation are included.

My magic cudgel

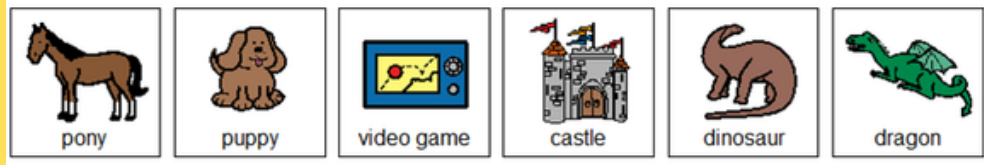
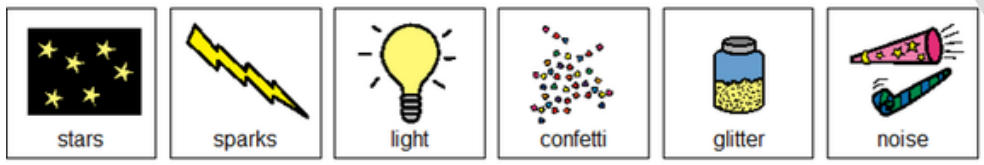

I had a magic cudgel. It looked like a

I found it at the

When I picked it up, it felt

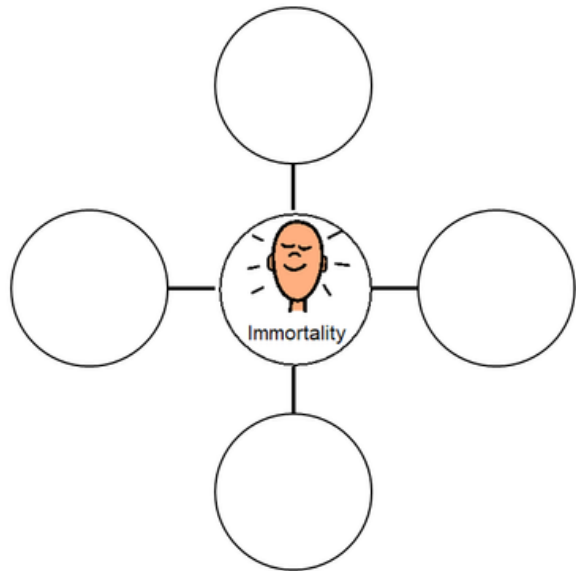
came out of the end of it.

I used it to wish for

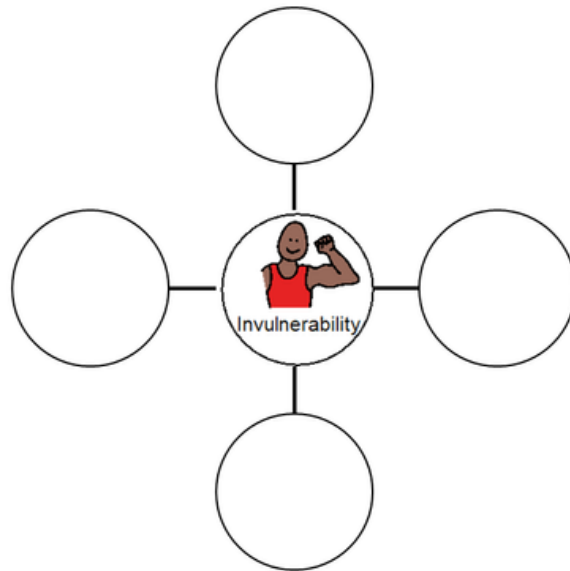


There are writing prompts. These are errorless activities that allow students to write a story independently.

What are the Disciplines of Immortality?



What are the Disciplines of Invulnerability?








Have you ever tried to apologize? There are 5 steps to a good apology. See if you can put them in the right order below.



There are lots of alternatives to fighting someone. Complete the statements below using the pictures below or coming up with your own ideas.

It is VERY important you tell the truth. Read the following questions and decide what the best choice would be?

1. Instead of  you can .
2. Instead of  you can .
3. Instead of  you can .
4. Instead of  you can .
5. Instead of  you can .



<p>Were you being mean to the new kid in class?</p> 	<p>Were you cheating in the game?</p> 
<p>Where is your homework?</p> 	<p>Who made this mess?</p> 
<p>Who ate all the cookies?</p> 	<p>Who broke the lamp?</p> 
<p>Who took Sally's baby doll?</p> 	<p>Who tricked the teacher?</p> 

Because there are so many activities, you can choose the ones that fit your students the best.

1. Where did all the spirits gather for a dinner party?



2. Where did the music and smells from the party drift to?




3. Who was King of the Mountain?



4. Would they let Monkey King into the dinner party?



5. What was the one word Monkey King said before leaving?



1. What does Jin Wang want Wei-Chen to do for him?



2. How did Jin Wang get Amelia to the movies?



3. What did Jin Wang use instead of deodorant?



4. What was stuck on Amelia's arm?



5. What did Jin Wang and Amelia get after the movies?



This unit does come with comprehension questions.

There are 5 questions for every 20 or so pages. Each question has 3 picture choices. They are in color and black and white.

Answer key included!!