

THE CHRISTMAS PIG



59 activities

**chapter
questions**



Special Needs for Special Kids



These novel units are something I created and started using in my classroom. I had students with significant challenges and most were **non-readers**. They were the best thing I ever did, and my students LOVED them.

Table of Contents

Worksheet pages	Activity	Chapter
6	Suggestions for use	
7	Story board	
8	Title and Author	
9-10	Smells and memories	
11-12	Ways to comfort someone	
13-15	Dealing with change	
16-18	Welcoming a new student	
19	Secrets ok to keep	
20-22	Ways people show they like each other	
23-24	Grouchy or angry	
25-26	Insults or compliments	
27-28	Accident or on purpose	
29-30	Mean things to do	
31-32	Good and bad choices when angry	
33	Saying sorry with actions	
34-35	People or things	
36-37	Big or little things	
38	What to do when lost	
39-41	Toys with wheels	
42-43	Introduce yourself	
44	What does surplus mean?	

Christa Joy, Special Needs for Special Kids
 The Picture Communication Symbols ©1981–2019 by Tobii Dynavox. All Rights Reserved
 Worldwide. Used with permission. Boardmaker® is a trademark of Tobii Dynavox

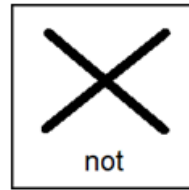
Table of Contents

Worksheet pages	Activity	Chapter
45-47	Animals with hooves	19
48-49	Things that are cheap or expensive	20
50	What does disposable mean?	21
51-52	My favorite toy	22
53-55	What makes you look suspicious?	23
56-57	Small or large spaces	24
58-59	Match piece to game	25
60	Words that rhyme	26
61	Places to hide	27
62	What is a diversion?	28
63	What is pretense mean?	29
64-66	Things to dig with	30
67-68	Morals of common stories	31
69	What does lament mean?	32
70-71	Things you would keep or throw away	33
72-74	Bad habits	34
75-76	Things that are tall	35
77-78	I thought I saw a monster	36
79	Follow the railroad tracks	37
80-81	When all hope is gone	38
82-83	Things found in the City of the Missed	39

Christa Joy, Special Needs for Special Kids
 The Picture Communication Symbols ©1981–2019 by Tobii Dynavox. All Rights Reserved
 Worldwide. Used with permission. Boardmaker® is a trademark of Tobii Dynavox

This novel unit has **59 different activities**. These activities are **NOT** comprehension-based. So, even if your students do not pay attention, they can still complete the activity.

What are some things you might find in the City of the Missed?



Place the following images into the correct column on the previous page. If you are not sure, put it on the middle line.

 robot	 wallet	 piece of paper	 baseball card
 socks	 dirty shirt	 video game	 teddy bear
 doll	 too small shirt	 trash	 paper clip
 penny	 ring	 pencil	 Barbie

For example, in the Land of the Missed Jack found things people lost that they really missed and were looking for.

Here, students will sort things they think would be really missed if lost.

Suggestions for Use

- I made this unit to go along with the book, *The Christmas Pig* by J.K. Rowling.
- The thought is that you would be reading it aloud to your class at a rate of about 2 chapters per day.
- Be sure to give each student their own copy of the story board (pg. 7) to use while reading and discussing the story.
- Benefits of reading out loud, even to classes made up of severely affected students:
 - Teaches students to sit quietly even when there isn't something for them to do. This is such an important life skill. We all have to spend time sitting and listening to someone we are not that interested in at some point.
 - Parents will LOVE you. Not only will they be excited their child is being exposed to age appropriate material, but you are teaching them how to sit quietly, which will hopefully transfer to home as well.
 - Even with your lowest level learners, you will have 1 or 2 that will truly enjoy the story.
- It can be a calming experience to sit and listen to the teacher read in a methodical way. For students who need more structure, place the number of post-it notes in front of him/her that corresponds to the number of pages you intend to read. Remove a post-it as you finish each page. The visual will help lessen their anxiety.
- You will find activity for most chapters. You will still have plenty to choose from and find those that fit best with your students.
- Differentiation:
 - For any activity, you can quickly differentiate for your lower level learners by using a color coding technique.
 - If sorting, outline each sorting category a certain color and then outline the corresponding pictures the same color.
 - Becomes a matching task.
- There are comprehension questions to accompany this unit. There are 5 questions for every 2 chapters with 3 picture answer choices. You will find these (in color and BW) in a separate file.

Suggestions on how I found this activity worked best in my classroom are provided. I typically had 6-8 students with one adult assistant in the room with me.


The Christmas Pig Novel Unit for Special Education

By
Christa Joy
Special Needs for Special Kids



This entire novel unit comes in 2 separate files. One is completely in color and one is completely in black and white.

Story Board : to use while reading and for class discussions. Laminate and make 1 copy for each student.

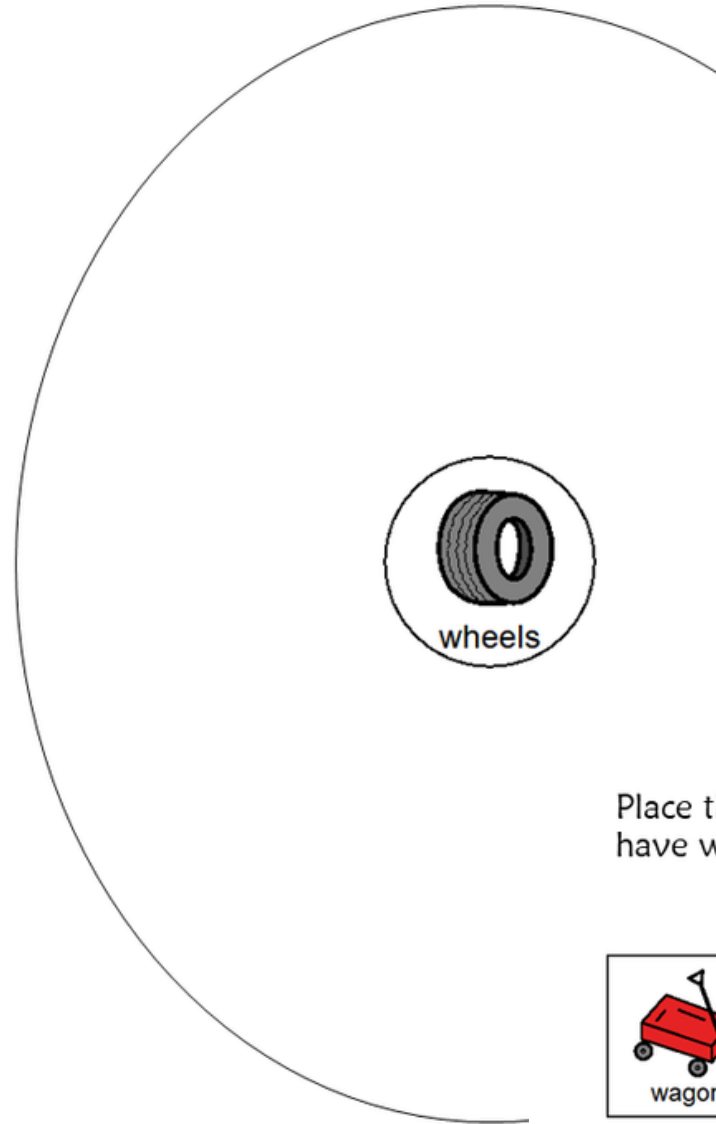


This unit comes with a vocabulary board.


Vocabulary boards are great for ALL students to assist with participation and engagement in group discussions.

Tips on how to use in the unit!!

What are some toys that have wheels?



Place the following in the circle map showing tools that have wheels.



Place the following on the previous page **ONLY IF** they have wheels.



There are circle maps in this unit.

Circle maps are a great way for students to see the big idea.

What are some things you could use to carry something in?

errorless

Place the following in the circle map on the previous page showing things you can use to carry stuff.



Place the following in the circle map on the previous page **ONLY IF** you think it could be used to carry stuff.

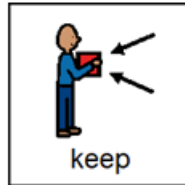


Each circle map comes with 2 choices:

An errorless option with only correct answers

An option that has wrong answers mixed in students will need to set aside.

What are some things you would keep or would throw away?


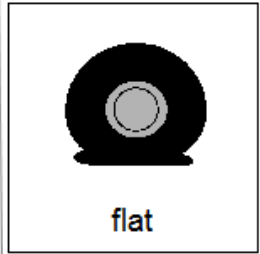
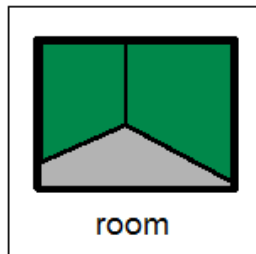

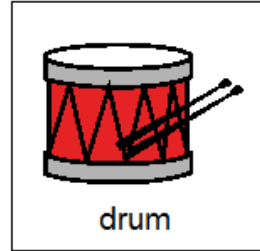







Put each picture in the correct column on the previous page. If you are not sure, then put it on the middle line.



 <p>dirty tissues</p>	 <p>broken toy</p>	 <p>quilt</p>	 <p>blanket</p>
 <p>robot</p>	 <p>video game</p>	 <p>toilet paper</p>	 <p>book</p>
 <p>trash</p>	 <p>Mr. Potato Head</p>	 <p>toy cars</p>	 <p>soda can</p>
 <p>paper cups</p>	 <p>teddy bear</p>	 <p>broken cup</p>	 <p>egg shell</p>

There are sorting activities.

Directions on how to add differentiation are included.



Match the picture/word with the one that rhymes.



*There are matching activities.
Directions on how to add
differentiation are included.*

My favorite toy

I have a lot of toys, but my is my favorite.


I got it for .

My gave it to me .

It is and makes me feel better when I am sad.

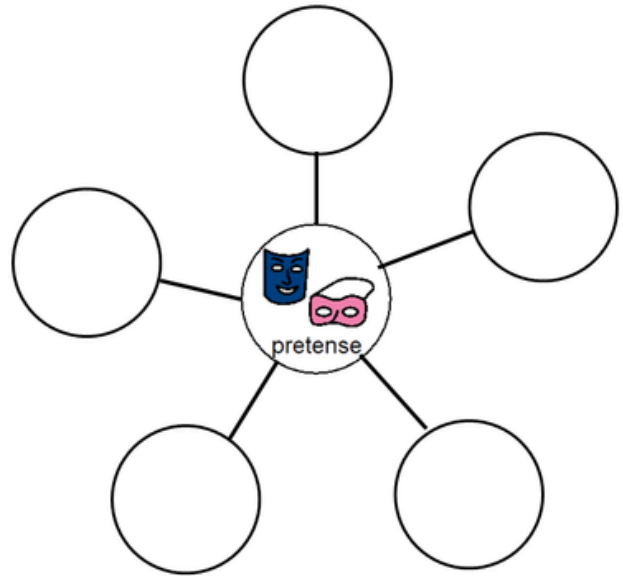
Sometimes, I even take it with me to .

Or, have students write/draw in their own favorite toy



There are writing prompts.
These are errorless
activities that allow
students to write a story
independently.

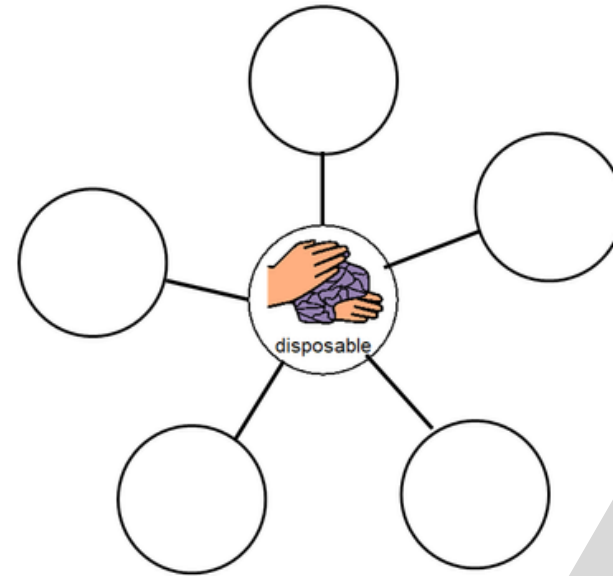
What is a pretense?




In each scenario below, circle the best place to hide.

 desk	 closet
 door	 bed
 garage	 tree

What does disposable mean?



Trace the path they followed to the City of the Missed.



Sometimes we have to make difficult decisions. Look at each scenario and circle what your decision would be. There is no right or wrong answer.

What kind of party would you rather have? 	What type of pet would you like to have?
When you have free time, what do you like to do? 	Who would you most want to go to the movies with?
What type of music do you like to listen to? 	Where do you like to go on vacation?
Which would you like to learn how to do? 	On the weekends, which do you like to do?

1 use of time

Because there are so many activities, you can choose the ones that fit your students the best.

CH 1-2

1. What did Mum replace on DP?



2. Where would Mum put DP when he began smelling too bad?



3. Where did Jack almost lose DP?



4. Where did Jack take DP to show everyone?

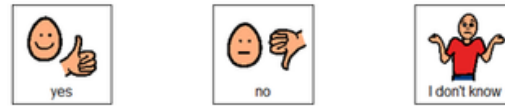


5. What were Jack's parents doing that woke him up?

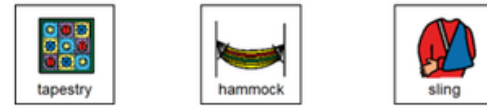


CH 49-50

1. What did Hope use to carry Christmas Pig and Jack?



2. Where is Hope's owner?




3. Was DP living on the island?



4. Who was DP living with?



5. Who did Jack forget about?



This unit does come with comprehension questions.

There are 5 questions for every 2 chapters. Each question has 3 picture choices. They are in color and black and white.

Answer key included!!