

Special Ed



ALSO INCLUDES GOOGLE SLIDES



For students who:

- *are emerging or non-readers*
- *take alternate assessments*
- *are in special education*
- *short-attention span*
- *lack pre-requisite skills*
- *benefit from the use of pictures for support*
- *middle/high school*

Arkansas

for Special Education

By
Christa Joy
Special Needs for Special Kids



Table of Contents

Worksheet pages	Title
4-5	Vocabulary board
6-11	Who am I cards
12-26	Bingo cards
27-30	Circle map
31-37	Id places on a map
38-40	Climate and geography maps
41-43	Timeline
45-48	Natural resources sorting
49-54	Matching landmarks and people
55-57	Writing prompt
58-62	Close worksheets
63-73	Assessment
74-76	Cheese Dip
77-78	Terms of use

Also included in this resource as separate files:

- Lesson plans
- Links and directions to digital activities
- PowerPoints **(these are the books in the lesson plan)**
- Voice recorded PowerPoint
- Activities in black and white

This unit contains 2 weeks of material in print and digital formats. I have included a detailed lesson plan to help you make the most of everything in this unit including how to add some group activities.

This unit comes in 2 separate files, one in color and one in black and white.

10 days

Day 6

Activity	Notes	Materials
Read or listen to the book: Arkansas week 2 (10 minutes)	<ul style="list-style-type: none">• Since this is the first-time students are seeing the book, I focus a lot on the pictures<ul style="list-style-type: none">◦ Ask lots of questions about what they might think the pictures mean or may relate to• Make connections between book and vocabulary board (have students find relevant symbols on their boards to go with a concept or photo on page.)• Go through the book twice, once just looking at the photos and a second time reading the story	<ul style="list-style-type: none">• Book• Vocabulary board
Who am I activity (10 minutes)	<ul style="list-style-type: none">• <i>See directions on Day 3 or included with cards</i>	<ul style="list-style-type: none">• Who am I cards (2 sets)
Close worksheet review (5 minutes)	<ul style="list-style-type: none">• Review the close worksheet completed yesterday	<ul style="list-style-type: none">• Close worksheet completed yesterday
Natural resources sorting (10 minutes)	<ul style="list-style-type: none">• Do the sorting activity looking at things that are and are not resources that come from Arkansas<ul style="list-style-type: none">◦ Students sort the resources into the correct column.◦ Add color-coding for those students who need more support.• Make connections to the book as necessary	<ul style="list-style-type: none">• Sorting activity• Scissors• Glue
Sharing (10 minutes)	<ul style="list-style-type: none">• Each student shares their finished activity with the group using the communication method of their choice	<ul style="list-style-type: none">• Completed activity• Communication devices

The lesson plans contain:

- Overall tips for teaching students with significant needs
- A quick look at what you will do each day
- Detailed instructions on how that day's lesson should run



Christa Joy, Special Needs for Special Kids
 The Picture Communication Symbols ©1981–2018 by Tobii Dynavox. All Rights Reserved
 Worldwide. Used with permission. Boardmaker® is a trademark of Tobii Dynavox

This unit comes with a vocabulary board.

Vocabulary boards are great for ALL students to assist with participation and engagement in group discussions.

Tips on how to use in the unit!!

(There are NO vocabulary cards in this unit.)

Arkansas is known as the Natural State in recognition of all the lakes, rivers, mountains and beautiful landscapes you will see here.



©Christa Joy, SNSK

Hot Springs Park is the oldest national park in the US. You can see 47 natural hot springs in this park as well as 30 miles of hiking.



©Christa Joy, SNSK

There are 2 books (one for each week) with simple text and engaging photos.

It comes in a PowerPoint version as well as an mp4 (movie) version.

Errorless version

Cut apart pictures and place in circle map about Arkansas.



Cut apart pictures and place in circle map **ONLY IF** they relate to Arkansas.



The Picture Communicati
Worldwide. Used with

There is a circle map reviewing some main facts about the state.

Circle maps are a great way for students to see the concept at a glance. There are 2 versions:

- One is errorless
- One has wrong answers mixed in students will have to set aside

Color in the states using the key.

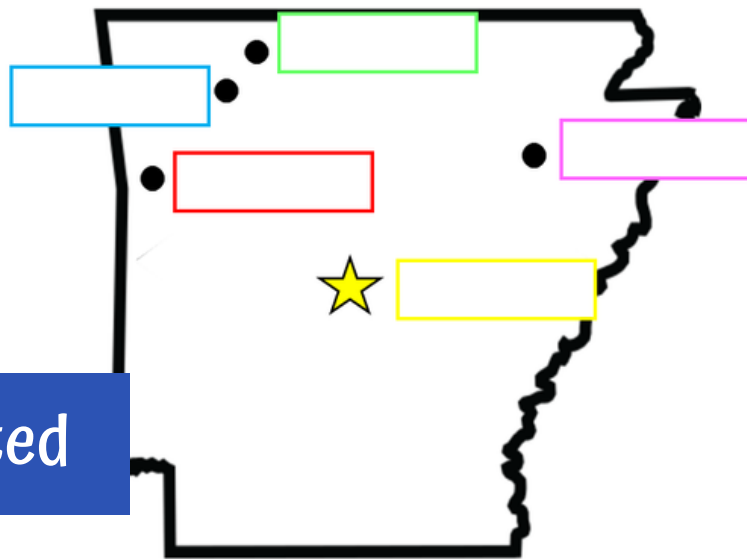
- Arkansas red
- Oklahoma yellow
- Missouri pink
- Tennessee green
- Mississippi orange
- Louisiana blue
- Texas gray



There are several maps to identify the state, surrounding states, and major cities.

Label the cities in Arkansas using the labels.

Christa Joy, Special Needs
The Picture Communication Symbols ©1981-
Worldwide. Used with permission. Board

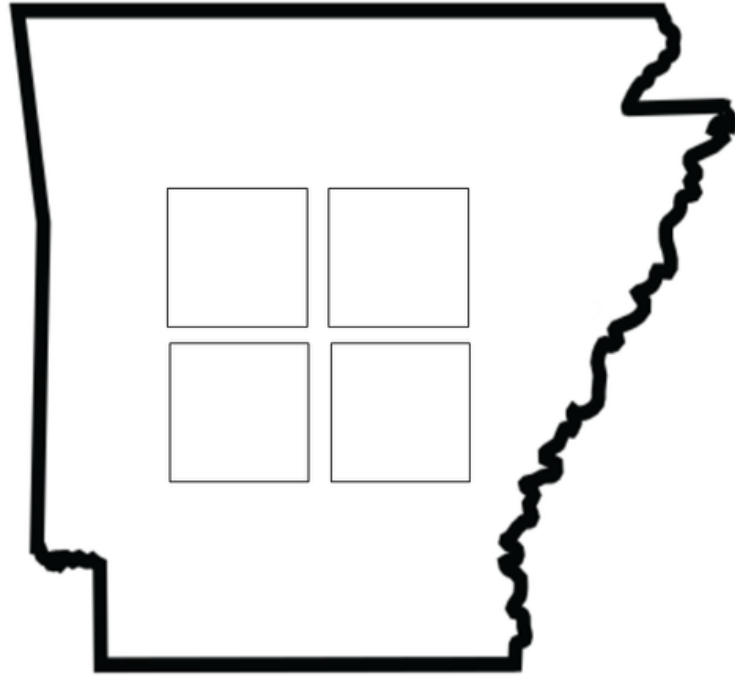


- | |
|--------------|
| Little Rock |
| Springdale |
| Fort Smith |
| Fayetteville |
| Jonesboro |

differentiated

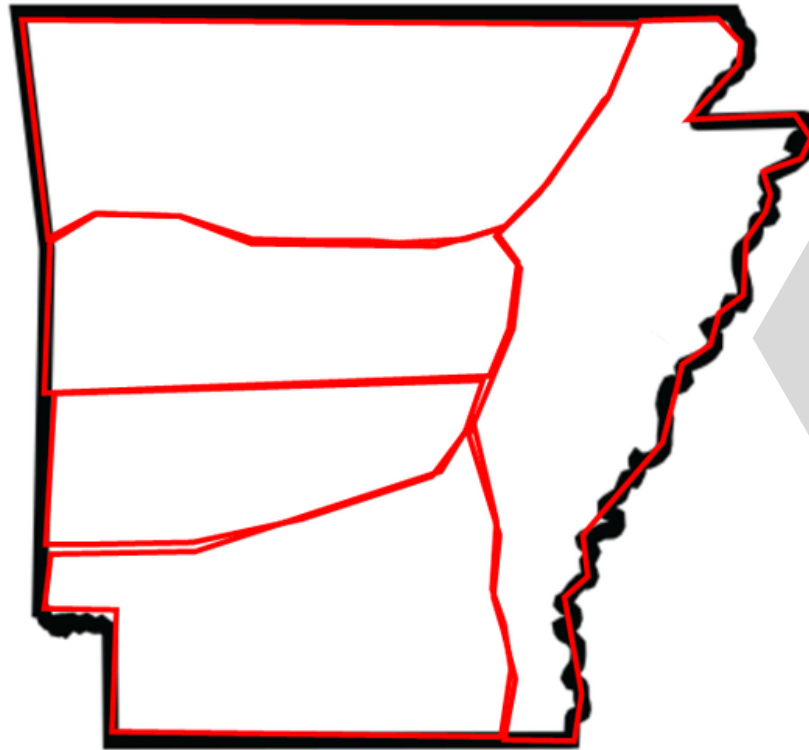
Differentiated versions are included.

What is the climate like in Arkansas?



Christa Joy, Special Needs for Special Kids
The Picture Communication Symbols ©1981-2019 by Tobii Dynavox. All Rights Reserved. Worldwide. Used with permission. Boardmaker® is a trademark of Tobii Dynavox

Color each region of Arkansas.



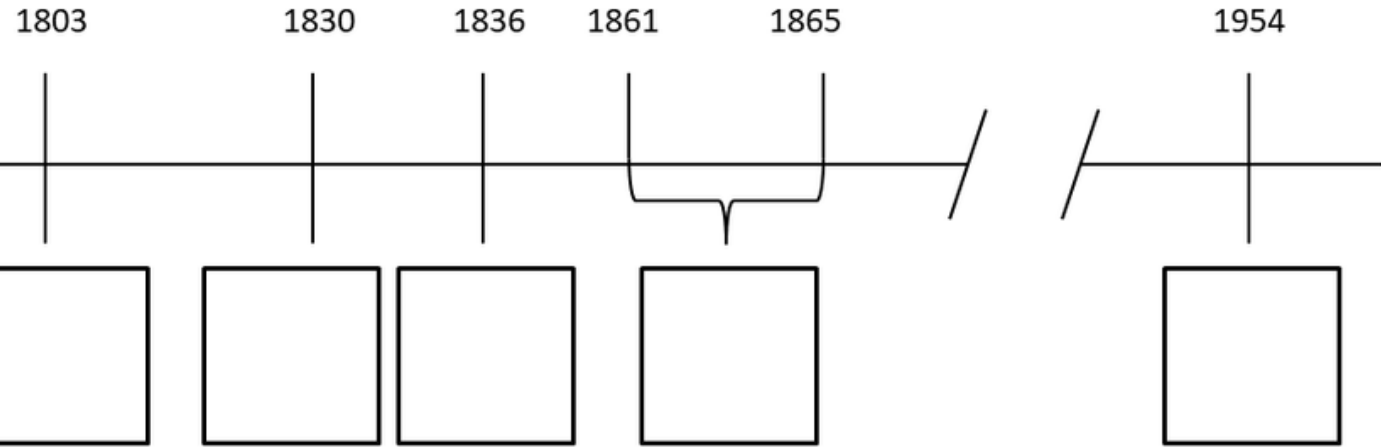
Color in:

- Ozark Plateau region red
- Ouachita Mountains yellow
- Mississippi Alluvial Plain blue
- Arkansas River Valley green
- Gulf Coast Plain brown

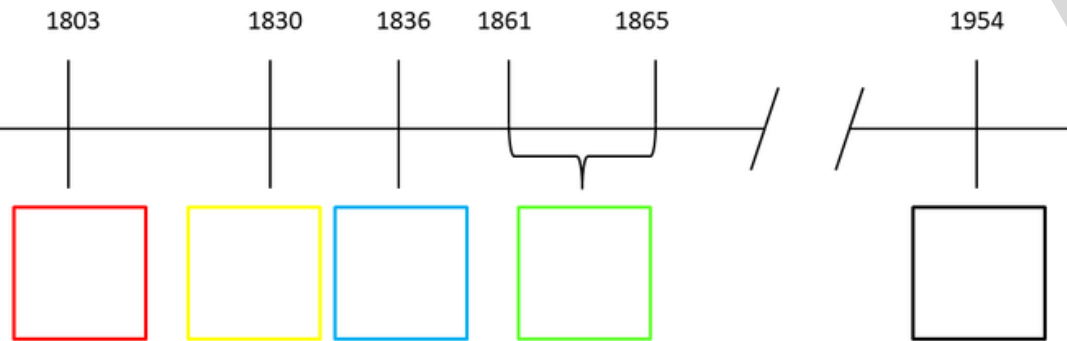
Christa Joy, Special Needs for Special Kids
The Picture Communication Symbols ©1981-2019 by Tobii Dynavox. All Rights Reserved. Worldwide. Used with permission. Boardmaker® is a trademark of Tobii Dynavox

Students will identify how the climate and geography change across the state.

Arkansas History

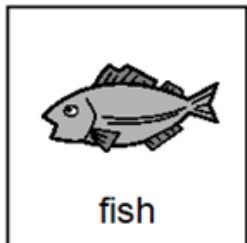



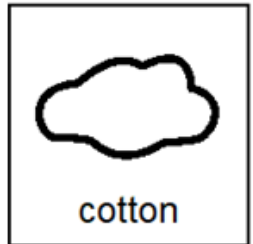

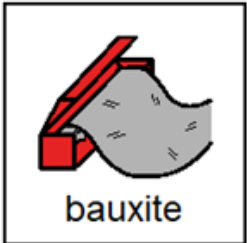
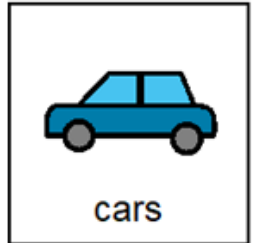

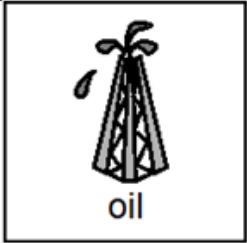




Arkansas History











Students will complete a timeline of the main events that have happened in this state's history. There is a color-coded version included (shown here).





Students will sort resources that do and do not come out of this state. These are covered in the books. Suggestions for differentiation are included.

What would you see at each landmark in Arkansas?








 Little Rock	<input type="text"/>	 Hot Springs Park	<input type="text"/>
 Ozark National Forest	<input type="text"/>	 Crater of Diamonds	<input type="text"/>
 Rock House Cave	<input type="text"/>	 Trail of Tears	<input type="text"/>
 Little Rock	<input type="text"/>	 Bentonville	<input type="text"/>

What is each person from Arkansas famous for?


Bill Clinton	<input type="text"/>	Maya Angelou	<input type="text"/>
Johnny Cash	<input type="text"/>	Douglas MacArthur	<input type="text"/>
John Grisham	<input type="text"/>	Scottie Pippen	<input type="text"/>

Students will complete 2 matching activities that look at landmarks and famous people.

Match the item to each landmark on the previous page.

 Wal-Mart	 Cheese Dip Competition	 Little Rock School	 cave paintings
 hot springs	 diamonds	 Blanchard Spring Caverns	 historical site

Match what each person is famous for on the previous page.

 writer	 writer	 basketball
 singer	 president	 general



My trip

I wanted to go to Arkansas, so I went to see

went with me.



We also went to see the

I got a

to remember my trip.

Visiting Arkansas made me feel




Little Rock School



Hot Springs Park




Ozark National Forest



the Crater of Diamonds



the Cr



parents



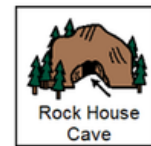
grandparents



best friend



family



Rock House Cave



Trail of Tears



Duck Calling Contest



Cheese Dip Competition



cave paintings



scrapbook



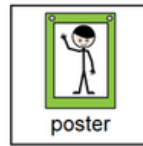
photo




postcard



keychain



poster



patriotic




proud



great



thankful



happy

There is a writing prompt for students to write about taking a trip to see Arkansas. This is an errorless activity.

Who am I cards

- Give each student a set of Who am I cards
- Various options/ways to play, but the goal is to have students hold up the card you are talking about. Sometimes there can be more than one correct answer
- Things you can do:
 - Hold up a who am I card
 - Show a page from the book
 - Point to a symbol on the vocabulary board
 - Verbally describe something about Arkansas.
- Tell a story as though you were visiting Arkansas.
 - What do you see?
 - What is the weather like?
 - What plants or animals do you see?
 - Where do you live (city or country)?
 - What are you eating?
 - What sports teams are playin




Little Rock



Ozark National Forest



Ouachita Mountains



Delta

Group activity

There are large cards and directions for playing a "Who am I?" group activity.

Bingo cards















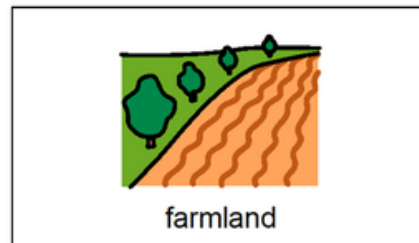
- Included are 10 Bingo cards in color and 10 Bingo cards in BW.
- Place the cards in page protectors or laminate for long term use.
- **Cut one board apart to use as calling cards.**
- This is a great way to practice the new vocabulary included in this unit.
- Cut apart a set of the vocabulary cards to use as the calling cards.
- Options:
 - Show students the picture for them to match
 - Read the definition and see if students can find the matching picture
 - Work as teams
 - Vary the "winning" patterns.
 - Cover all
 - Cover corners
 - Row across or down
 - Cover the edges
 - Vary the ways to mark the card
 - Place in page protector or laminate and use dry erase markers
 - Stickers
 - Post-it notes
 - Dot markers

Christa Joy, Special Ed
The Picture Communication Symbols ©1981
Worldwide. Used with permission. Board

Christa Joy, Special Ed
The Picture Communication Symbols ©1981-2021 by Tobii Dynavox. All Rights Reserved
Worldwide. Used with permission. Boardmaker® is a trademark of Tobii Dynavox

Arkansas

 farmland	 Trail of Tears	 Bill Clinton	 diamonds
 Cheese dip	 Little House High School	 rice	 mountains
 Natural State	 Arkansas	 Diamond Crater	 hiking
 Cave paintings	 Hot springs	 Little Rock	 Ozark Forest



Calling cards included

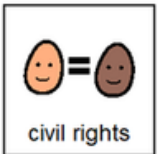
Group activity

There are 10 color and 10 black and white Bingo cards included plus 10 different ways to use them and play Bingo. There are calling cards included. This is a great way to review vocabulary.

Arkansas (week 1)


1. Arkansas was an important place during the movement.
2. is the capital of Arkansas.
3. Arkansas became a state in .
4. Arkansas produces more than any other state.
5. Arkansas is the only state that has an active mine.

1836



Arkansas (week 2)

1. is the oldest national park in the US.
2. You can see 500 year old at Roanoke.
3. The state park is where 1200 Native Americans were killed.
4. , the 42nd President of the US was from Arkansas.
5. Arkansas's flag has stars around its border.



25



Close worksheets are a great informal assessment. This unit has one for each week. Suggestions for differentiation are included.

Answer key included.

1. What is the capitol of Arkansas?



2. Arkansas produces more what than any other state?



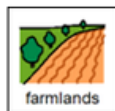
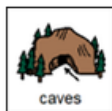
3. What is the nickname for Arkansas?



4. What site was important during the Civil Rights Movement?



5. The Mississippi Alluvial Plain, or Delta, find a lot of what?



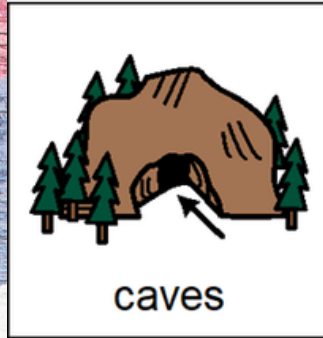
- What is the capitol of Arkansas?
 - Washington, D.C.
 - Little Rock
 - Fort Smith
- Arkansas produces more what than any other state?
 - Corn
 - Grapefruit
 - Rice
- What is the nickname for Arkansas?
 - Natural State
 - Southern State
 - Country State
- What site was important during the Civil Rights Movement?
 - Fort Smith
 - Little Rock High School
 - Rock House Cave
- The Mississippi Alluvial Plain, or Delta, is where you will find a lot of what?
 - Caves
 - Farmland
 - mountains
- Circle the **natural resources** we get from Arkansas.

A. Poultry	D. crabs
B. Oil	E. rice
C. Bauxite	F. fish

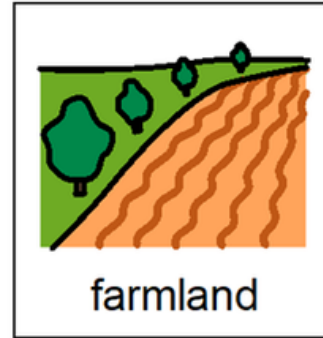
Christa Joy, Special Needs for Sp
The Picture Communication Symbols ©1981-2019 by Tc
Worldwide. Used with permission. Boardmaker® is a

Print onto cardstock or mount on index cards. Cut pictures apart and show student answer choices for each question.

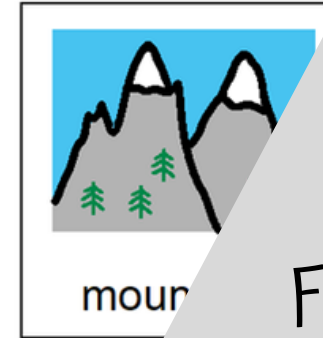
Q 5



caves



farmland

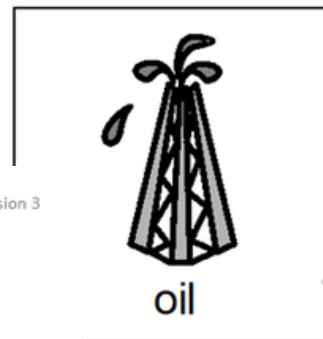


mountains

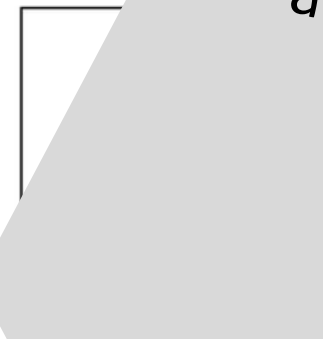
Q 6



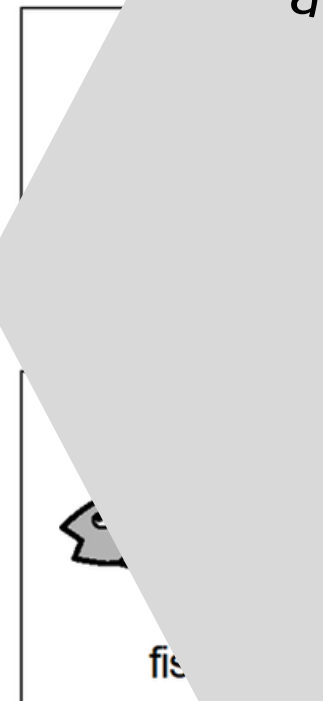
poultry



oil



rice



fish

FINALLY the assessment!! There are 3 versions.

- 10 questions with 3 picture choices for each question
- cut out the answer choices and glue them on index cards
- traditional multiple choice

Answer key included.



Cheese Dip



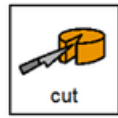
- Preparation
 - Print out ingredient labels and affix to ingredients prior to lesson
 - Depending on the learning level of your students you can either pre-measure the ingredients so they are just dumping in what is in the containers, **or**
 - Allow your students to measure out the correct amount (good for older students especially)
 - Review and address any food allergies
 - Depending on learning style of your students, either print a class copy of the recipe directions or make a copy for each student
 - *For students that are visually overwhelmed, cut apart the recipe and mount each step on a separate index card*
- You will need access to a crockpot
- Directions
 - As a class make cheese dip following the directions



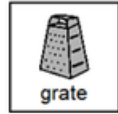
Christa Joy, Special Needs for Special Kids
The Picture Communication Symbols ©1981–2022 by Tobii Dynavox. All Rights Reserved
Worldwide. Used with permission. Boardmaker® is a trademark of Tobii Dynavox

Group activity

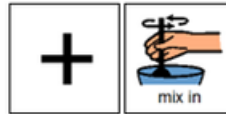
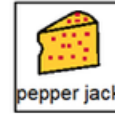
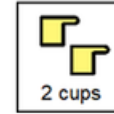
Assembly Directions



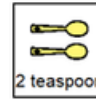

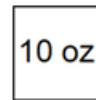
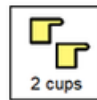

1. Cut Velveeta into cubes



2. Grate pepper jack cheese



3. To crockpot add:



4. Put on low and cook until melted (about 15 minutes)



5. Serve with tortilla chip

Christa Joy, Special Needs for Special Kids
The Picture Communication Symbols ©1981–2022 by Tobii Dynavox. All Rights Reserved
Worldwide. Used with permission. Boardmaker® is a trademark of Tobii Dynavox

Included is a simple picture recipe for Cheese Dip. This will wrap up this 2 week unit.

Arkansas



Week 1

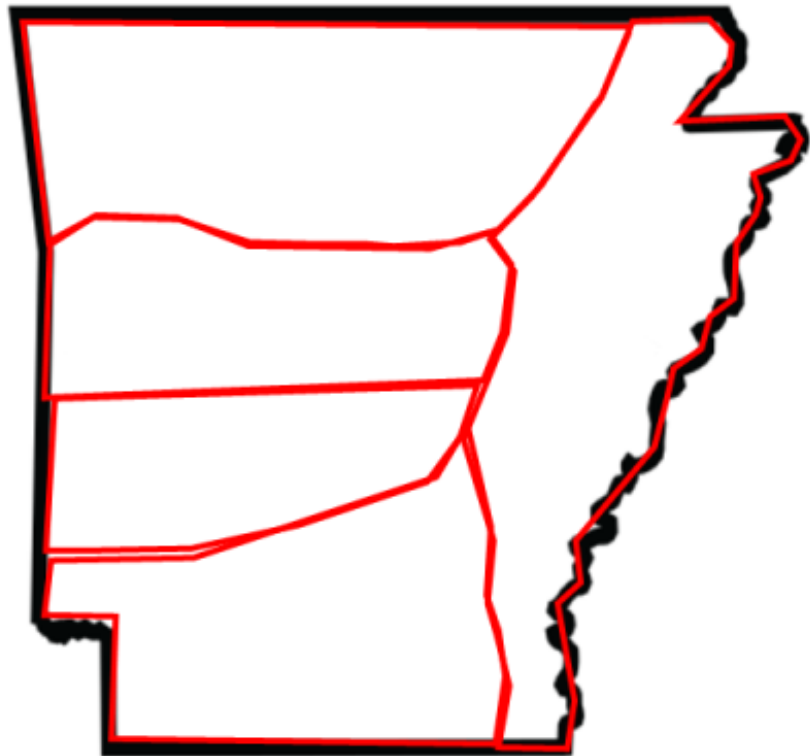
By Christa Joy

This unit also includes digital versions of the activities.

Students can watch a movie book version of the book rather than printing it out.

Great for review

What is the geography like in different parts of Arkansas?



Color in:

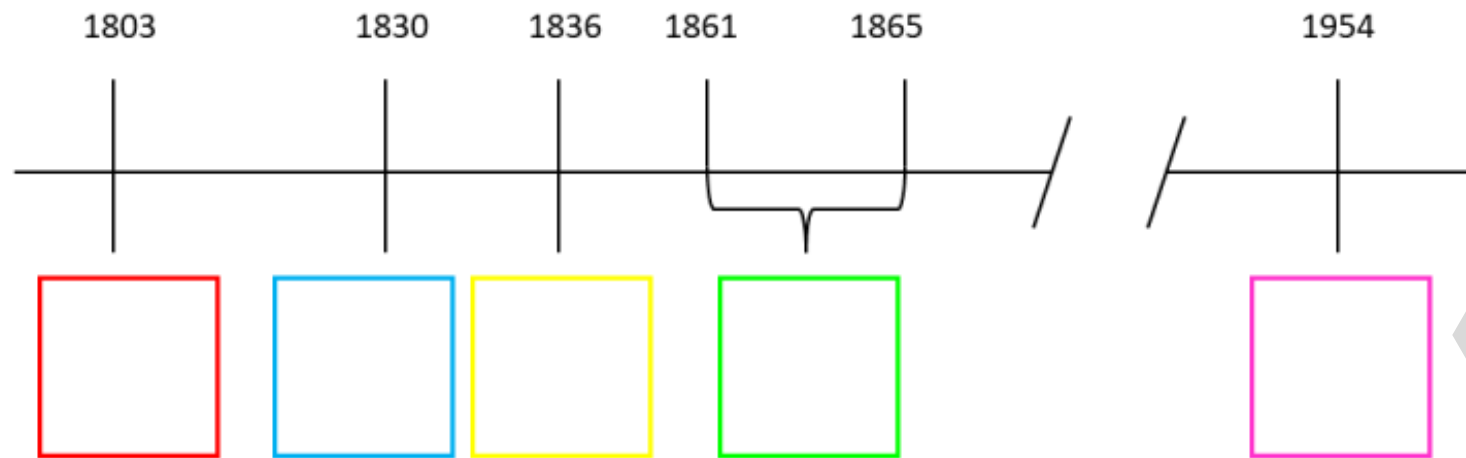
- Ozark Plateau region red
- Ouachita Mountains yellow
- Mississippi Alluvial Plain blue
- Arkansas River Valley green
- Gulf Coast Plain brown



Each activity is set up so students can click and drag answers. No typing is required.

Perfect for every learning level

Arkansas History



ChristaJoy, Special Needs for Special Kids
The Picture Communication Symbols ©1981–2019 by Tobii Dynavox. All Rights Reserved
Worldwide. Used with permission. Boardmaker® is a trademark of Tobii Dynavox

The second set of slides uses color for differentiation and extra support for students who may need it. Mix and match slides from both sets to make the perfect set for each student.

This resource comes in a zipped folder. You will need to unzip the folder to access all the contents which include:

- ***10 days of lesson plans***
- ***Arkansas activities in color***
- ***Arkansas activities in black and white***
- ***Voice-recorded PowerPoint show***
- ***Arkansas books (PowerPoints) to use with activities***
- ***Links and directions to digital activities***



Starting in August 2023, I am starting on a project to create a 2-week unit for each state.

I am doing these in order of popularity.

If you would like me to do a unit on your state, send me an email at specialneedsforspecialkids@gmail.com. I will add it to the list.

I do plan to complete all the states at a rate of 1 per week.