

Special Ed



SIDEWAYS STORIES FROM WAYSIDE SCHOOL

30 activities

chapter questions



Special Needs for Special Kids

These novel units are something I created and started using in my classroom. I had students with significant challenges and most were **non-readers**. They were the best thing I ever did, and my students LOVED them.



Table of Contents

Worksheet pages	Activity	Chapter
5	Suggestions for use	
6	Story board	
7	Title and Author	
8-9	Sort apples and children	1
10-12	Facts about monkeys	2
13	Count the objects	3
14-15	Places you can and cannot sleep	4
16	What is discipline?	5
17-19	Types of art	6
20	Put the floors in order	7
21-22	Hard and easy jobs	8
23-24	I love ice cream	
25-26	Paying attention in class	
27-29	Things that make you itchy	
30-31	Things that are sticky	
32-33	What is the person wearing?	
34-35	Things that stink	
36-38	Find solutions to problems	
39-40	Things that make you happy	
41-42	Match upside down words	
43	How much are the toes worth?	
44-45	Things that are right or wrong	
46-47	Places to kick a ball	
48-49	Nicknames	
50-51	What would you give to each person	

Table of Contents


Worksheet pages	Activity	Chapter
52-53	Homonyms	24
54	Days you go to school	25
55-56	Being a good sport	26
57-59	Feeling guilty	27
60-61	Introduce yourself	28
62-63	The perfect costume	29
64-65	Real or imaginary	30
66-68	Additional novel units	
69-70	Terms of use	

This novel unit has **30 different activities**. There is an activity for each chapter. These activities are NOT comprehension-based. So, even if your students do not pay attention, they can still complete the activity.

Look at the items on the next page and sort them into whether you think they would smell good or bad.



Smelly/Not Smelly Sort: Cut apart the pictures and sort into correct column on previous page.



For example, one of the students, Sammy, came to school in lots of raincoats. He was very stinky. Here, students will sort things that do and do not stink.

Suggestions for Use

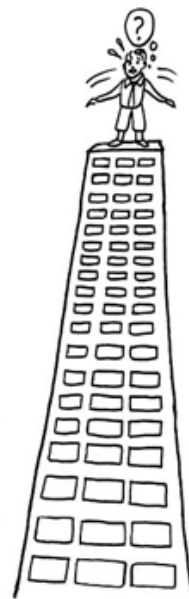
- I made this unit to go along with the book, *Sideways Stories from Wayside School* by Louis Sachar.
- The thought is that you would be reading it aloud to your class at a rate of about 1 chapter per day.
- Be sure to give each student their own copy of the story board (pg. 7) to use while reading and discussing the story.
- Benefits of reading out loud, even to classes made up of severely affected students:
 - Teaches students to sit quietly even when there isn't something for them to do. This is such an important life skill. We all have to spend time sitting and listening to someone we are not that interested in at some point.
 - Parents will LOVE you. Not only will they be excited their child is being exposed to age appropriate material, but you are teaching them how to sit quietly, which will hopefully transfer to home as well.
 - Even with your lowest level learners, you will have 1 or 2 that will truly enjoy the story.
- It can be a calming experience to sit and listen to the teacher read in a methodical way. For students who need more structure, place the number of post-it notes in front of him/her that corresponds to the number of pages you intend to read. Remove a post-it as you finish each page. The visual will help lessen their anxiety.
- You will find activity for most chapters. You will still have plenty to choose from and find those that fit best with your students.
- Differentiation:
 - For any activity, you can quickly differentiate for your lower level learners by using a color coding technique.
 - If sorting, outline each sorting category a certain color and then outline the corresponding pictures the same color.
 - Becomes a matching task.
- There are comprehension questions to accompany this unit. There are 3 questions for every chapter with 3 picture answer choices. You will find these (in color and BW) in a separate file.

Suggestions on how I found this activity worked best in my classroom are provided. I typically had 6-8 students with one adult assistant in the room with me.

Sideways Stories from Wayside School

Novel Unit
for Special Education

By
Christa Joy
Special Needs for Special Kids



This entire novel unit comes in 2 separate files. One is completely in color and one is completely in black and white.

Story Board : to use while reading and for class discussions. Laminate and make 1 copy for each student.



This unit comes with a vocabulary board.


Vocabulary boards are great for ALL students to assist with participation and engagement in group discussions.

Tips on how to use in the unit!!


What are some facts about monkeys?

errorless

Cut out pictures and glue in circle map on previous page showing things about monkeys.



Cut out pictures and glue in circle map on previous page **ONLY** IF they are facts about monkeys.




There are circle maps in this unit. Circle maps are a great way for students to see a big idea.

What are some things that might make a person itchy?




Errorless version

Place the following pictures in the circle map showing things that might make a person itchy.



Place the following pictures in the circle map **ONLY IF** they are things you think might make a person itchy.




Each circle map comes with 2 choices:


An errorless option with only correct answers

An option that has wrong answers mixed in students will need to set aside.

Sort kids and apples.











Sort the following into the correct column on the previous page.



There are sorting activities.

Directions on how to add color coding or a separate differentiated version is included.

What would you give to each person?

 referee	<input type="text"/>	 janitor	<input type="text"/>
 chef	<input type="text"/>	 lifeguard	<input type="text"/>
 librarian	<input type="text"/>	 dentist	<input type="text"/>
 baseball player	<input type="text"/>	 author	<input type="text"/>

Match each item to the person you would give it to.

 whistle	 frying pan	 pen	 magazine
 dental floss	 baseball glove	 mop & pail	 suntan lotion

There are matching activities.

Suggestions for differentiation or a differentiated version are included.

I love ice cream






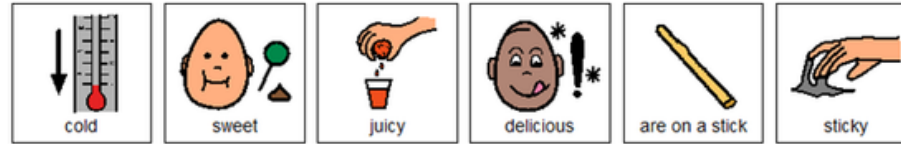
Ice cream is perfect in the summer because it is

My favorite flavor is

Sometimes I share my ice cream with my

My favorite place to eat ice cream is

The best way to eat ice cream is



There are writing prompts. These are errorless activities that allow students to write a story independently.

How much would Leslie get if she sold her toes for the following amounts?



Total =

Big toe = \$2
Other toes = \$1



Total =

Big toe = \$1.00
Other toes = 50¢



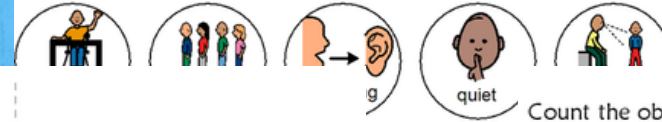
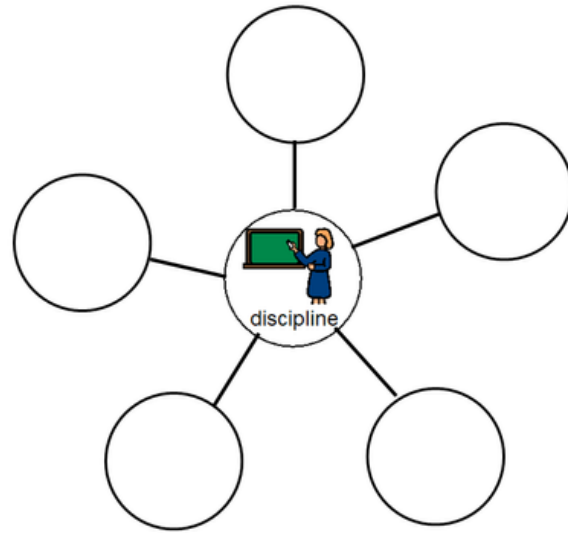
Total =

Big toe = \$1.00
Other toes = 25¢

Cut out the floor and put them in the correct order. Color in the 19th floor.

Floor 16
Floor 14
Floor 11
Floor 19
Floor 20
Floor 13
Floor 15
Floor 17
Floor 12
Floor 18

What is discipline?



Count the objects indicated below.



How many ? How many ?
 How many ? How many ?
 How many ? How many ?


Draw a line between the upside down words with the word not upside down.

<input type="text" value="dog"/>	<input type="text" value="blue"/>
<input type="text" value="cat"/>	<input type="text" value="recess"/>
<input type="text" value="rat"/>	<input type="text" value="jump"/>
<input type="text" value="pig"/>	<input type="text" value="school"/>
<input type="text" value="recess"/>	<input type="text" value="cat"/>
<input type="text" value="ball"/>	<input type="text" value="apple"/>
<input type="text" value="apple"/>	<input type="text" value="pig"/>
<input type="text" value="school"/>	<input type="text" value="ball"/>
<input type="text" value="blue"/>	<input type="text" value="dog"/>

Because there are so many activities, you can choose the ones that fit your students the best.

CH 1

1. Was Mrs. Gorf nice?



2. What did Mrs. Gorf turn students into?




3. What did Jenny use to turn Mrs. Gorf into an apple?



CH 5

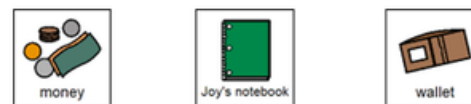
1. What did Todd keep getting in trouble for?



2. Who showed up in the classroom?



3. What did Todd give the robbers to make them go away?



This unit does come with comprehension questions. There are 3 questions for every chapter. Each question has 3 picture choices. They are in color and black and white.

Answer key included!!