

Pie Charts

Which fruit was everyone's favorite?

	apple
	banana
	strawberry
	watermelon

Record the totals

apple		
banana		
strawberry		
watermelon		

On the table, circle the one with the most.

15	35	25	40
----	----	----	----

Christa Joy, Special Needs for Special Kids
The Picture Communication Symbols ©1981-2020 by Tobii Dynavox. All Rights Reserved
Worldwide. Used with permission. Boardmaker® is a trademark of Tobii Dynavox

- Color in the key.
- Color in the sections of the pie chart the correct color.

Which instrument can students play?

<input type="checkbox"/>	
<input type="checkbox"/>	
<input type="checkbox"/>	
<input type="checkbox"/>	

piano		28%
guitar		24%
violin		12%
flute		36%

Christa Joy, Special Needs for Special Kids
The Picture Communication Symbols ©1981-2020 by Tobii Dynavox. All Rights Reserved
Worldwide. Used with permission. Boardmaker® is a trademark of Tobii Dynavox



INCLUDES GOOGLE SLIDES



This unit is perfect for students who:

- *Has an intellectual disability*
- *is an early or non-reader*
- *lacks prerequisite skills*
- *benefits from picture support*
- *takes alternative assessments*

Pie Charts

By
Christa Joy,
Special Needs for Special Kids

Which holiday is everyone's favorite?

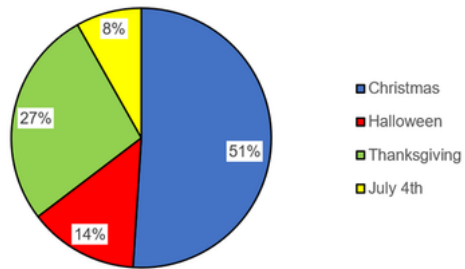


Table of Contents

Worksheet pages	Activity
4-5	Vocabulary Board
6-9	Group activity templates
10-11	Labeling parts of a graph
12-32	Reading a line graph
33-53	Drawing a line graph
54-55	Terms of Use

In separate files, you will find:

- Lesson plan
- Voice recorded PowerPoint
- PowerPoint (this is the book in the lesson plan)
- Links and directions to digital versions of the activities
- Activities in black and white

This unit contains 5 days of printable and digital material.

The activities come in two separate files, one in color and one in black and white for easier printing.

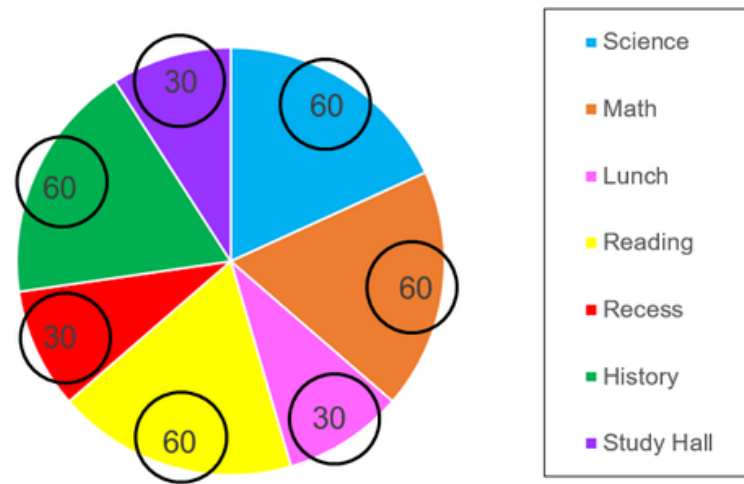
Day 2

Activity	Notes	Materials
Read or listen to Book 1: Pie Charts (10 minutes)	<ul style="list-style-type: none">• Read through the story, asking lots of questions• Continue to make connections between book and vocabulary board	<ul style="list-style-type: none">• Book• Vocabulary board
Group activity: Creating Pie Charts (10 minutes)	<ul style="list-style-type: none">• See activity for directions and suggestion for use	<ul style="list-style-type: none">• Pie chart templates• Manipulatives• Dry erase markers
Labeling a pie chart review (5 minutes)	<ul style="list-style-type: none">• Review the worksheet completed yesterday	<ul style="list-style-type: none">• Worksheet completed yesterday
Reading Pie Charts (10 minutes)	<ul style="list-style-type: none">• Students will answer questions about a pie chart (there are 10 different pie charts for practice)<ul style="list-style-type: none">○ Students can write in answers or use the numbers provided and cut and paste them into the chart○ There is a differentiated version that has the colors/patterns added to the data table for more support.• Make connections to the book as necessary	<ul style="list-style-type: none">• Pie Chart worksheet• Scissors• Glue
Sharing (10 minutes)	<ul style="list-style-type: none">• Each student shares their finished worksheet with the group using the communication method of their choice	<ul style="list-style-type: none">• Completed worksheets• Communication devices

The lesson plans contain:

- Overall tips for teaching students with significant needs
- A quick look at what you will do each day
- Detailed instructions on how that day's lesson should run

Minutes for each class on Monday



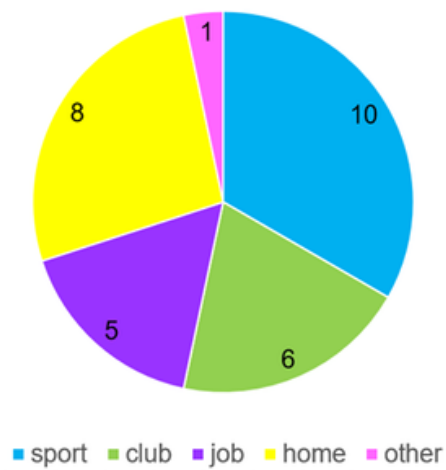
The numbers on each section of pie chart tells us **how many** minutes was spent in that class.

There is a 31 page book walking through how to read a pie chart.

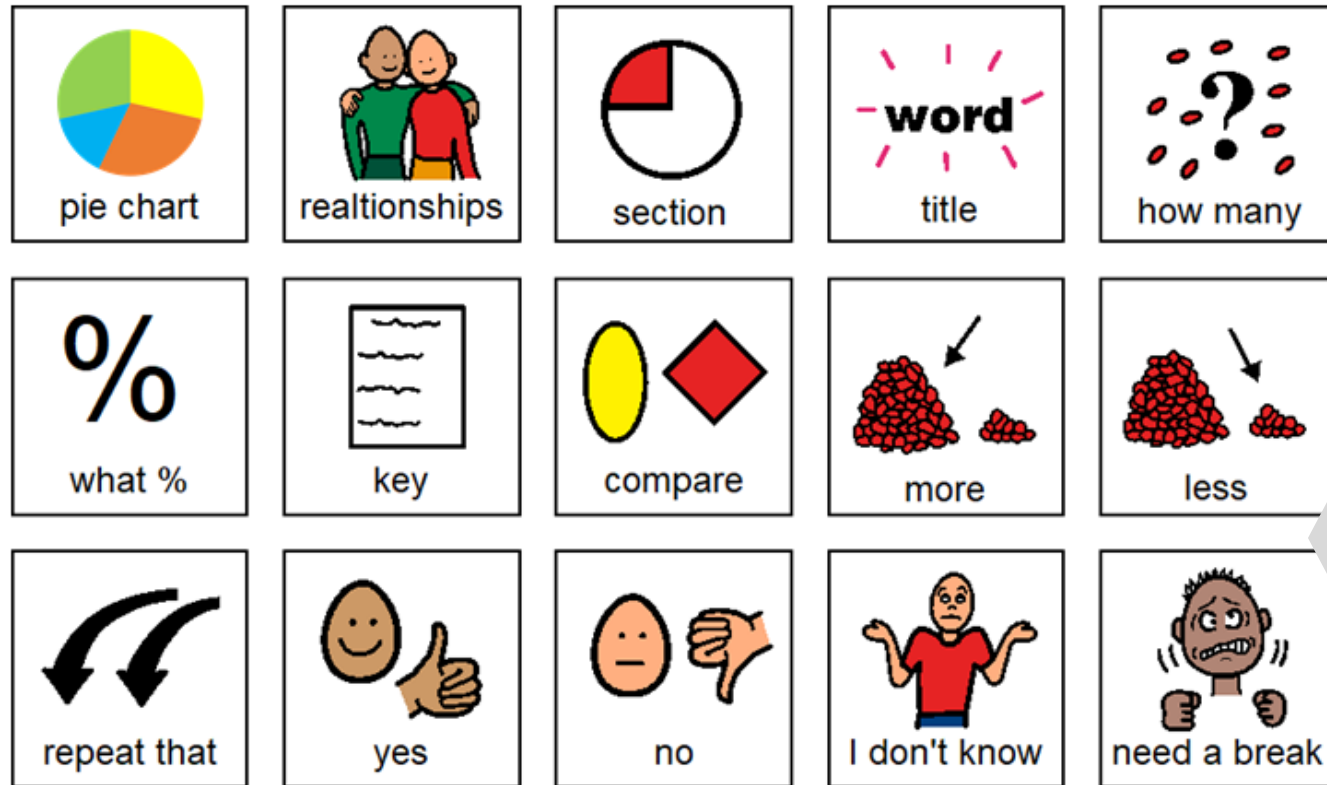
They come in a PowerPoint version as well as a voice-recorded movie (mp4).

The movie is narrated and animated.

What do you do after school?



Finally, we can tell the most common thing students did after school was a sport. And, except for the "other student" having a job was the least common activity after school.



There is a vocabulary board for students who need more support and to encourage engagement and participation in group activities.

Group activity

Students will work with manipulatives to make and read pie charts as a group.


Key

Red	
Green	
Yellow	



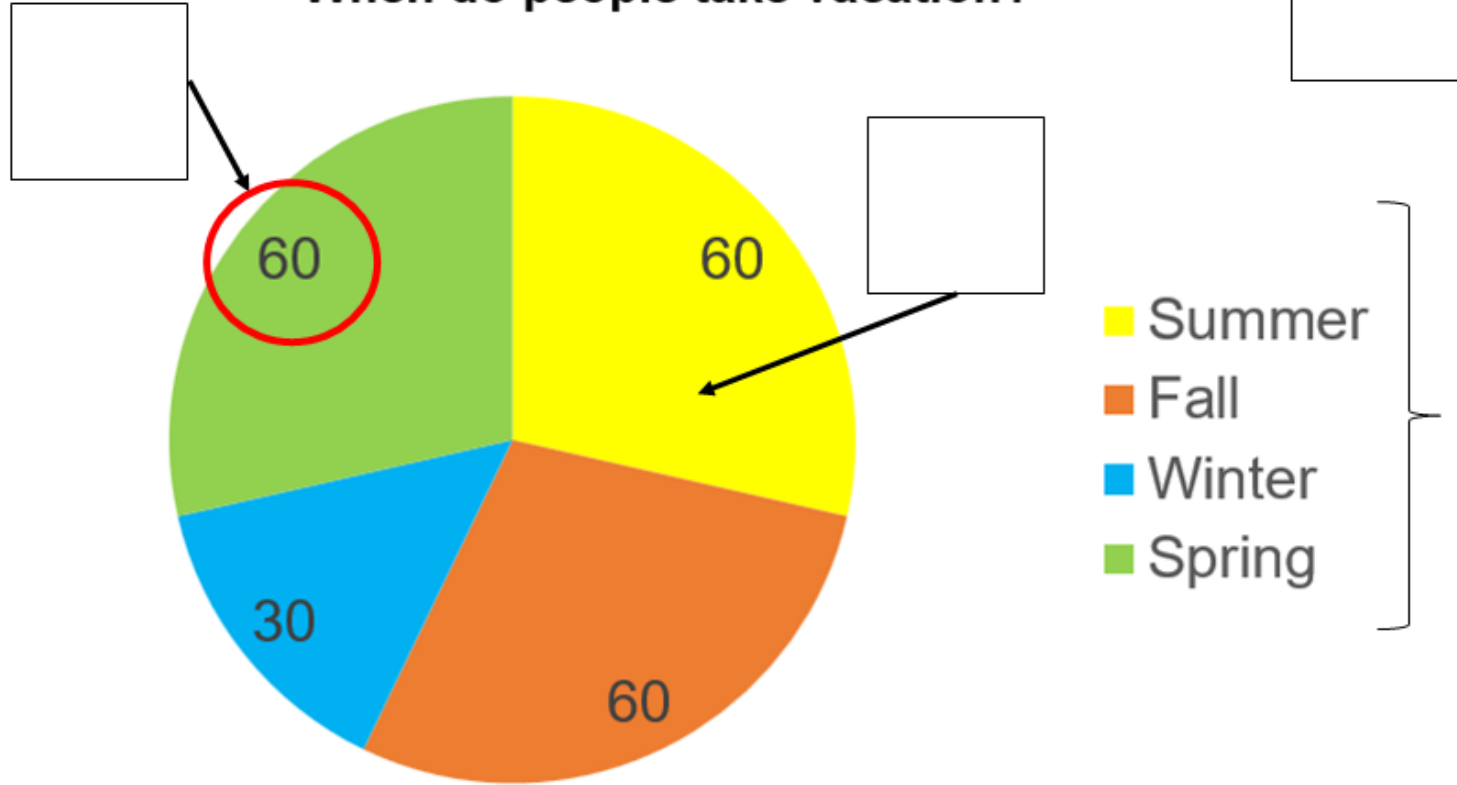
Key

Red	3
Green	3
Yellow	3



Label parts of the pie chart

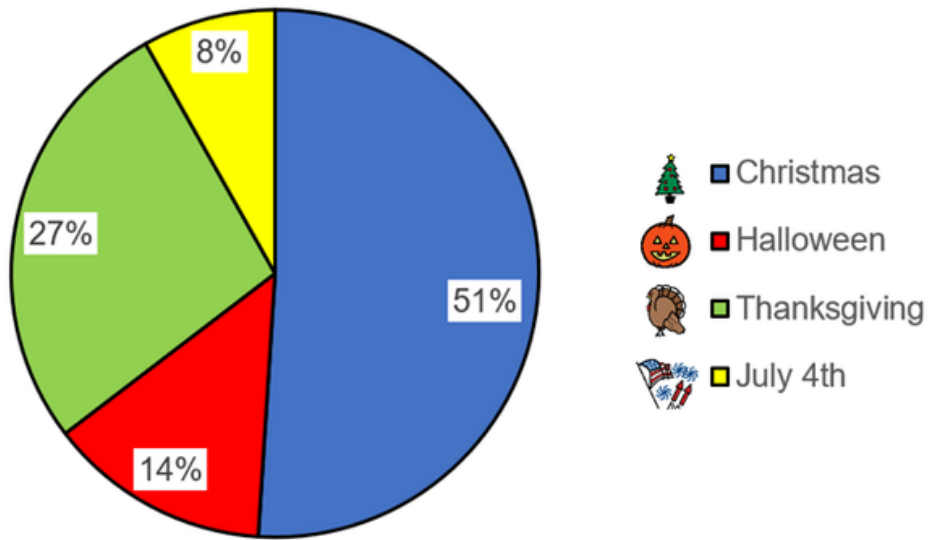
When do people take vacation?



Students will label the parts of a pie chart.



Which holiday is everyone's favorite?



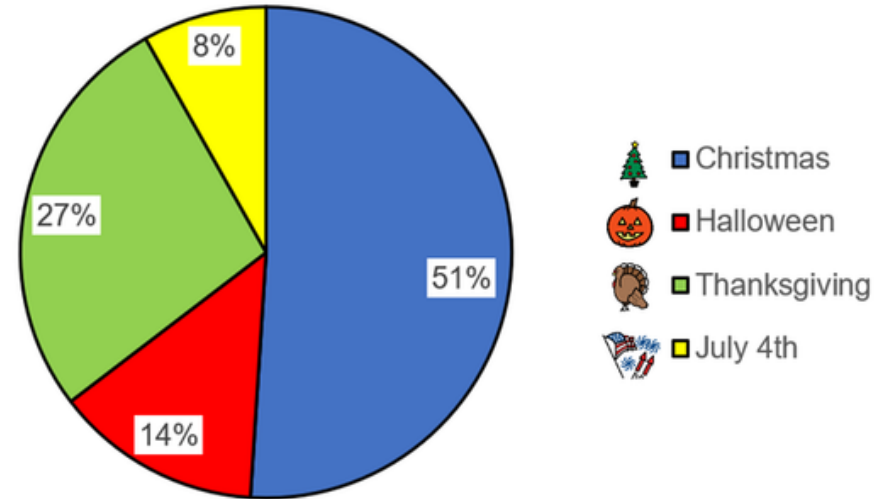
Record the totals

Christmas		
Halloween		
Thanksgiving		
July 4th		

On the table, circle the one with the most.

27%	8%	51%	14%
-----	----	-----	-----

Which holiday is everyone's favorite?



Record the totals

Christmas			
Halloween			
Thanksgiving			
July 4th			

On the table, circle the one with the most.


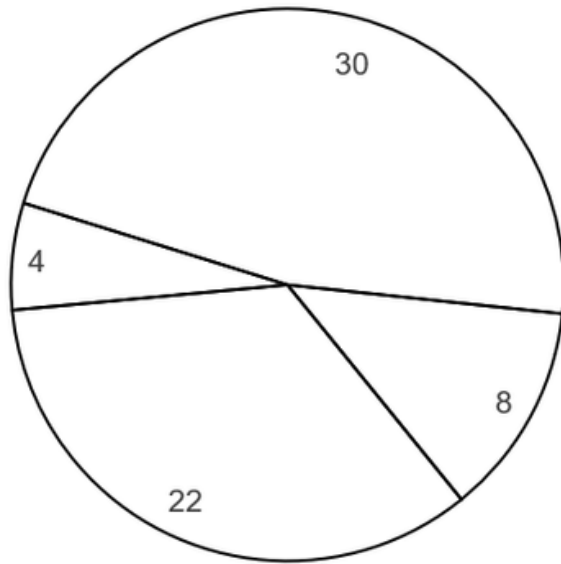
27%	8%	51%	14%
-----	----	-----	-----

There are 10 pie charts students will read the chart and record data. Each chart comes with a differentiated version.

Differentiated

1. Color in the key.
2. Color in the sections of the pie chart the correct color.

Which breakfast did most customers order?


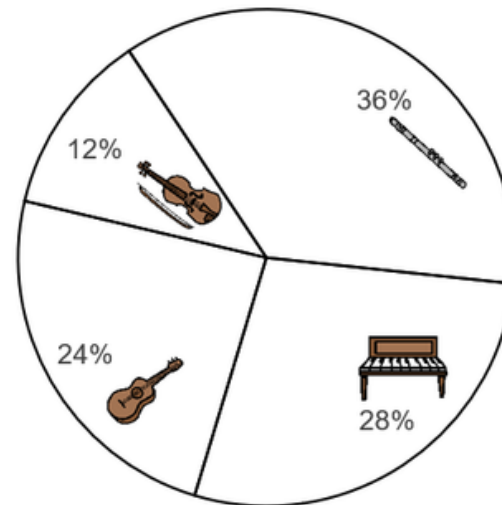


cereal		8
pancakes		22
eggs		4
waffles		30

Christa Joy, Special Needs for Special Kids
The Picture Communication Symbols ©1981–2020 by Tobii Dynavox. All Rights Reserved
Worldwide. Used with permission. Boardmaker® is a trademark of Tobii Dynavox

1. Color in the key.
2. Color in the sections of the pie chart the correct color.

Which instrument can students play?



piano		28%
guitar		24%
violin		12%
flute		36%

Christa Joy, Special Needs for Special Kids
The Picture Communication Symbols ©1981–2020 by Tobii Dynavox. All Rights Reserved
Worldwide. Used with permission. Boardmaker® is a trademark of Tobii Dynavox

There are 10 pie charts where students will color in the key and pie chart given a data set. Again each comes with a differentiated version.

differentiated



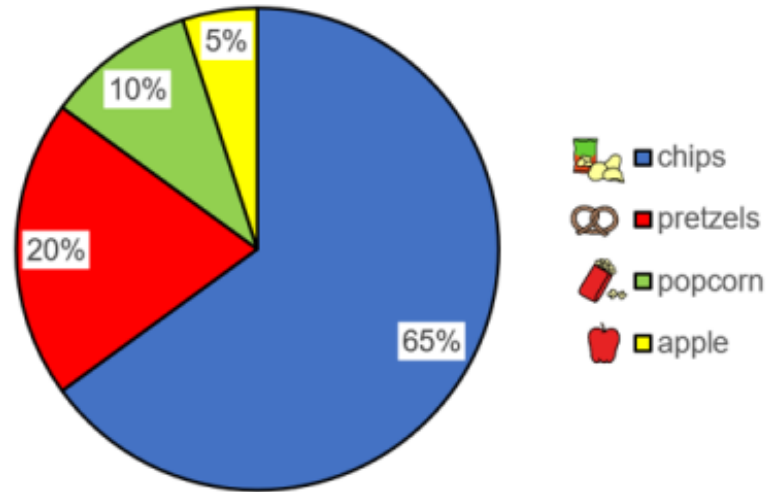
Pie Charts

By
Christa Joy

There are also digital versions of the printable activities included in this unit. There is a movie version of the book that is narrated and animated.

Great for review

What is the most popular snack food?



1. Place the numbers below into the correct location in the chart.
2. On the table, circle the one with the most.



Record the totals

chips		
pretzels		
popcorn		
apple		

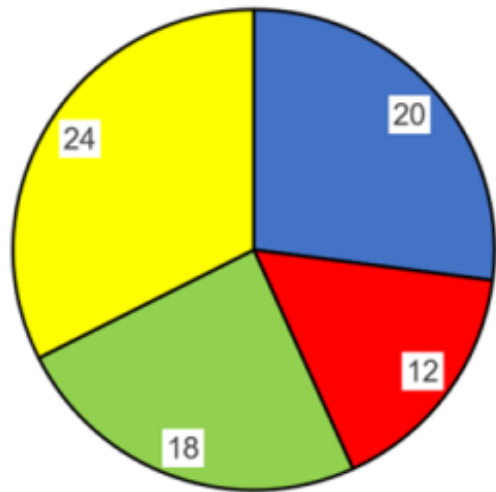
On the table, circle the one with the most.

There is a set of slides for each learning level.

In this set of slides students will be typing in their answer in the blue boxes.

Perfect for all learning levels.

What is your favorite dessert?



Record the totals

ice cream			
pie			
cookies			
cake			

On the table, circle the one with the most.

1. Place the numbers below into the correct location in the chart.
2. On the table, circle the one with the most.



12

20

18

24

The digital versions of these extra worksheets use the version with the graph dashed lines to help students find the answer. There is NO typing required in this set of slides.

This resource comes in a zipped folder. You will need to unzip the folder to access all the contents which include:

- *Lesson plans*
- *Activities in color*
- *Activities in black and white*
- *Voice-recorded PowerPoint show*
- *Pie Charts (PowerPoint) to use with activities*
- *Links and directions to digital activities*