

Special Ed



Nevada



ALSO INCLUDES GOOGLE SLIDES



This unit was created with this guy in mind. He has autism and an intellectual disability. He is a non-reader, has a very short attention span, and struggles to sit still. With some support he is able to do this unit, and enjoys the challenge. He is my tester!!

Color version

Nevada

for Special Education

By
Christa Joy
Special Needs for Special Kids



Table of Contents

Worksheet pages	Title
4-5	Vocabulary board
6-11	Who am I cards
12-26	Bingo cards
27-30	Circle map
31-37	Id places on a map
38-40	Climate and geography maps
41-43	Timeline
45-48	Natural resources sorting
49-54	Matching landmarks and people
55-57	Writing prompt
58-62	Close worksheets
63-73	Assessment
74-76	Pizza recipe
77-78	Terms of use

Also included in this resource as separate files:

- Lesson plans
- Links and directions to digital activities
- PowerPoints (**these are the books in the lesson plan**)
- Voice recorded PowerPoint
- Activities in black and white

This unit contains 2 weeks of material in print and digital formats. I have included a detailed lesson plan to help you make the most of everything in this unit including how to add some group activities.

This unit comes in 2 separate files, one in color and one in black and white.

Nevada Lesson Plan

Preparation

- Print out a vocabulary board for each student to use throughout unit
 - Laminate or place in page protector
- Book
 - Print out, laminate, and bind
 - Also available as a recorded PowerPoint and video in the directions for digital activities pdf
- Who am I activity cards
 - Print out a set of cards onto cardstock and laminate
 - Make one set for each student and one for the teacher to use
- Bingo cards
 - This unit comes with a set of Bingo cards.
 - They are in color and BW
 - Print on cardstock and laminate.
 - Suggestions for use included in unit.

Preassessment (do day 1 before starting lesson)

- Use the end of the unit assessment to assess know.
- I cannot emphasize enough how important growth, this preassessment is so important!

Teaching Tips

1. **Color Coding:** this is a really easy way to do an activity. Outline or color in an empty box and the corresponding picture symbols the same color.
 - a. For more info, read more here: <https://specialneedsforspecialkids.org/differentiation/>
 - b. I also have a blog post on differentiation <https://specialneedsforspecialkids.org/3-ways-easily-and-effectively/>
2. **Make your own copies of the activities:** yesterday. For that reason:

Quick Look

Day	Activity
1	<ul style="list-style-type: none"> • Book • Vocab board activity • Circle map
2	<ul style="list-style-type: none"> • Book • Vocab board activity • Id locations on map
3	<ul style="list-style-type: none"> • Book • Who am I • Climate and Geography
4	<ul style="list-style-type: none"> • Book • Who am I • Timeline
	<ul style="list-style-type: none"> • Book


Day 6

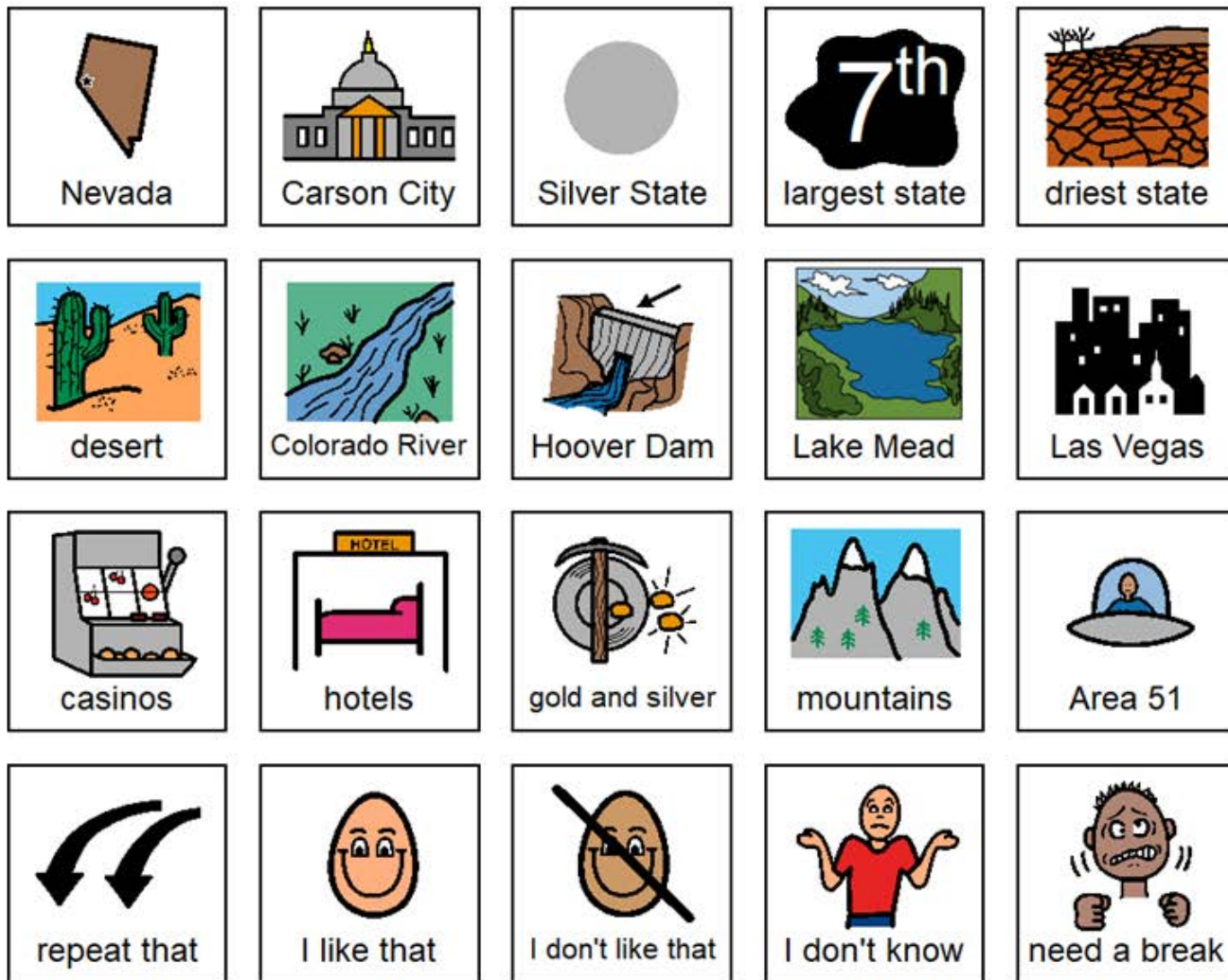
Activity	Notes	Materials
Read or listen to the book: Nevada week 2 (10 minutes)	<ul style="list-style-type: none"> • Since this is the first-time students are seeing the book, I focus a lot on the pictures <ul style="list-style-type: none"> ◦ Ask lots of questions about what they might think the pictures mean or may relate to • Make connections between book and vocabulary board (have students find relevant symbols on their boards to go with a concept or photo on page.) • Go through the book twice, once just looking at the photos and a second time reading the story 	<ul style="list-style-type: none"> • Book • Vocabulary board
Who am I activity (10 minutes)	<ul style="list-style-type: none"> • See directions on Day 3 or included with cards 	<ul style="list-style-type: none"> • Who am I cards (2 sets)
Close worksheet review (5 minutes)	<ul style="list-style-type: none"> • Review the close worksheet completed yesterday 	<ul style="list-style-type: none"> • Close worksheet completed yesterday
Natural resources sorting (10 minutes)	<ul style="list-style-type: none"> • Do the sorting activity looking at things that are and are not resources that come from Nevada <ul style="list-style-type: none"> ◦ Students sort the resources into the correct column. ◦ Add color-coding for those students who need more support. • Make connections to the book as necessary 	<ul style="list-style-type: none"> • Sorting activity • Scissors • Glue
Sharing (10 minutes)	<ul style="list-style-type: none"> • Each student shares their finished activity with the group using the communication method of their choice 	<ul style="list-style-type: none"> • Completed activity • Communication devices

10 days

The lesson plans contain:

- Overall tips for teaching students with significant needs
- A quick look at what you will do each day
- Detailed instructions on how that day's lesson should run





ChristaJoy, Special Needs for Special Kids
 The Picture Communication Symbols ©1981–2018 by Tobii Dynavox. All Rights Reserved
 Worldwide. Used with permission. Boardmaker® is a trademark of Tobii Dynavox.

This unit comes with a vocabulary board.

Vocabulary boards are great for ALL students to assist with participation and engagement in group discussions.

Tips on how to use in the unit!!

(There are NO vocabulary cards in this unit.)

Nevada is the largest producer of gold in the United States, and is the 2nd largest in the entire world.



©Christa Joy, SNSK

Also located in the southern part of the state is the Valley of Fire State Park. This is the oldest state park in the US. It gets its names from the red sandstone formations that were created when sand dunes shifted over 150 million years ago. When the sun strikes these rock formations, they can look they are actually on fire.




©Christa Joy, SNSK

There are 2 books (one for each week) with simple text and engaging photos.

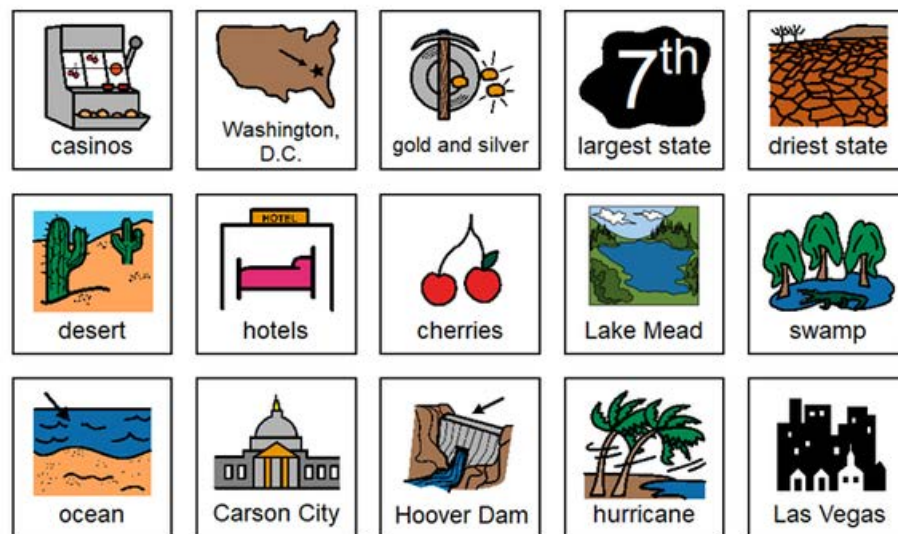
It comes in a PowerPoint version as well as an mp4 (movie) version.

Errorless version

Cut apart pictures and place in circle map about Nevada.



Cut apart pictures and place in circle map **ONLY IF** they relate to Nevada.



ChristaJoy, Spri
The Picture Communication Symbols ©
Worldwide. Used with permission.

There is a circle map reviewing some main facts about Nevada.

Circle maps are a great way for students to see the concept at a glance. There are 2 versions:

- One is errorless
- One has wrong answers mixed in students will have to set aside

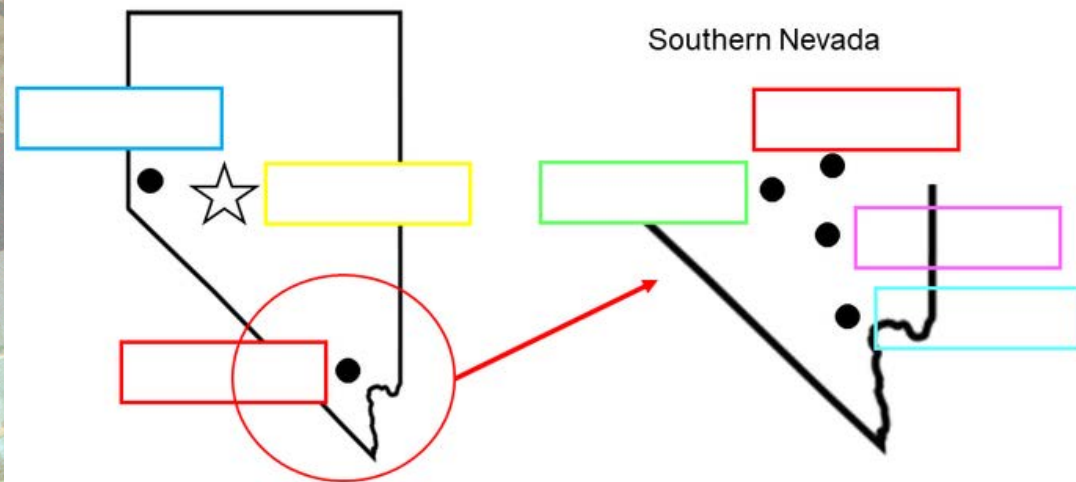
Color in the states using the key.

- Nevada red
- Oregon yellow
- Idaho pink
- Utah green
- Arizona orange
- California blue



There are several maps to identify the state, surrounding states, and major cities.

Label the cities in Nevada using the labels.


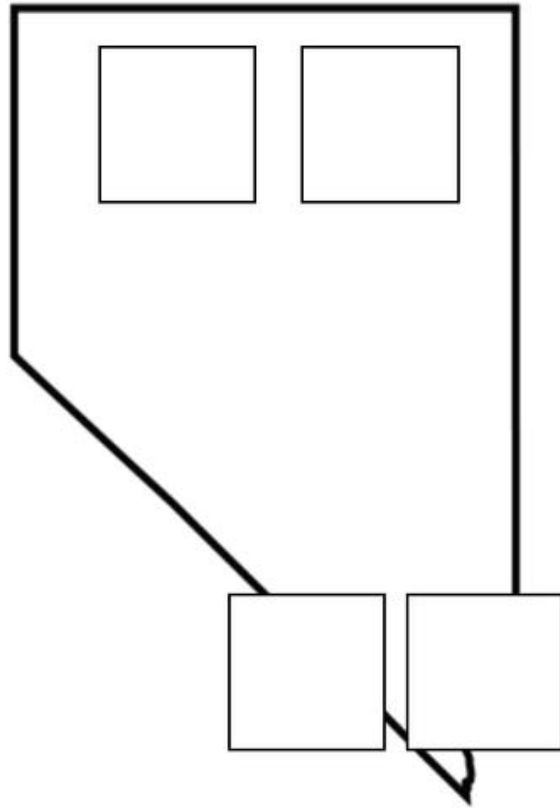


- Carson City
- Reno
- Las Vegas

- Las Vegas
- Henderson
- Spring Valley
- Paradise


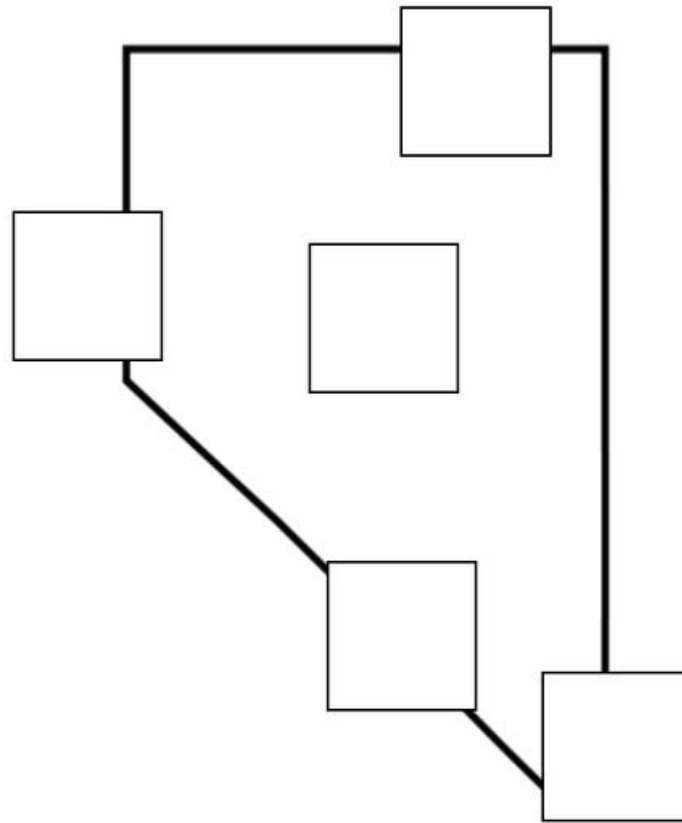
differentiated

What is the climate like in Nevada?



Christa Joy, Special Needs for Special Kids
The Picture Communication Symbols ©1981-2019 by Tobii Dynavox. All Rights Reserved. Worldwide. Used with permission. Boardmaker® is a trademark of Tobii Dynavox.

What is the geography like in Nevada?



Christa Joy, Special Needs for Special Kids
The Picture Communication Symbols ©1981-2019 by Tobii Dynavox. All Rights Reserved. Worldwide. Used with permission. Boardmaker® is a trademark of Tobii Dynavox.

Students will identify how the climate and geography change across the state.

Nevada History

1821 1848 1850s 1864 1930 1931 1950

Timeline with empty boxes for student input:

--	--	--	--	--	--	--



Nevada History

1821 1848 1850s 1864 1930 1931 1950

Timeline with color-coded boxes for student input:

--	--	--	--	--	--	--

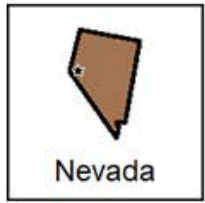


Students will complete a timeline of the main events that have happened in this state's history. There is a color-coded version included (shown here).



Christa Joy, Special Needs for Special Kids
The Picture Communication Symbols ©1981-2019 by Tobii Dynavox. All Rights Reserved. Worldwide. Used with permission. Boardmaker® is a trademark of Tobii Dynavox.

Christa Joy, Special Needs for Special Kids
The Picture Communication Symbols ©1981-2019 by Tobii Dynavox. All Rights Reserved. Worldwide. Used with permission. Boardmaker® is a trademark of Tobii Dynavox.











casinos	hay	bananas	gold mining
cars	pigs	hotel	cranberries
tourism	furniture	apples	coal
oil	potatoes	silver mining	cattle

Students will sort resources that do and do not come out of this state. These are covered in the books. Suggestions for differentiation are included.

What would you see at each landmark in Nevada?

 Hoover Dam	<input type="text"/>	 Red Rock Canyon	<input type="text"/>
 Las Vegas	<input type="text"/>	 Las Vegas	<input type="text"/>
 Bellagio	<input type="text"/>	 Virginia City	<input type="text"/>
 Area 51	<input type="text"/>	 Valley of Fire Park	<input type="text"/>


Match the item to each landmark on the previous page.

 fountains	 red rocks	 Lake Mead	 sandstone
 alien	 casino	 hotel	 camel races

What is each person from Nevada famous for?

Pat Nixon	<input type="text"/>	Julia Mancuso	<input type="text"/>
Andre Agassi	<input type="text"/>	Kurt Busch	<input type="text"/>
Kyle Busch	<input type="text"/>	Steven Jackson	<input type="text"/>
Bryce Harper	<input type="text"/>		

Match what each person is famous for on the previous page.

 auto racing	 ski	 tennis	 football
 First Lady	 baseball	 auto racing	

Students will complete 2 matching activities that look at landmarks and famous people.

My trip

I wanted to go to Nevada, so I went to see

went with me.



















We also went to see the



I got a

to remember my trip.

Visiting Nevada made me feel

 Las Vegas	 Carson City	 the Colorado River	 Hoover Dam	 Area 51
 parents	 grandparents	 best friend	 family	
 casino	 fountains	 red rocks	 camel races	 Area 51
 scrapbook	 photo	 postcard	 keychain	 poster
 patriotic	 proud	 great	 thankful	 happy

There is a writing prompt for students to write about taking a trip to see Nevada. This is an errorless activity.

Who am I cards

- Give each student a set of Who am I cards
- Various options/ways to play, but the goal is to have students hold up the card you are talking about. Sometimes there can be more than one correct answer
- Things you can do:
 - Hold up a who am I card
 - Show a page from the book
 - Point to a symbol on the vocabulary board
 - Verbally describe something about Nevada.
- Tell a story as though you were visiting Nevada.
 - What do you see?
 - What is the weather like?
 - What plants or animals do you see?
 - Where do you live (city or country)?
 - What are you eating?
 - What sports teams are playi

The Picture Commun
Worldwide. Used v



Las Vegas Strip



Bellagio fountains



Hoover Dam



state park

Group activity

There are large cards and directions for playing a "Who am I?" group activity.

Bingo cards



- Included are 10 Bingo cards in color and 10 Bingo cards in BW.
- Place the cards in page protectors or laminate for long term use.
- **Cut one board apart to use as calling cards.**
- This is a great way to practice the new vocabulary included in this unit.
- Cut apart a set of the vocabulary cards to use as the calling cards.
- Options:
 - Show students the picture for them to match
 - Read the definition and see if students can find the matching picture
 - Work as teams
 - Vary the "winning" patterns.
 - Cover all
 - Cover corners
 - Row across or down
 - Cover the edges
 - Vary the w
 - Place ii
 - Sticker:
 - Post-it
 - Dot m

The Picture
World

Christa Joy, Special Needs for Special Kids
The Picture Communication Symbols © 1981-2021 by Tobii Dynavox. All Rights Reserved
Worldwide. Used with permission. Boardmaker is a trademark of Tobii Dynavox



Las Vegas



Hoover Dam



















Carson City



casinos

Calling cards included

Nevada

			
Colorado River	Camel races	Reno	Lead Mead
			
mountains	Hoover Dam	Nevada	Silver state
			
dry	casinos	Carson City	Bellagio fountains
			
		gold	Las Vegas

pecial Kids
Tobii Dynavox. All Rights Reserved
a trademark of Tobii Dynavox.

Group activity

There are 10 color and 10 black and white Bingo cards included plus 10 different ways to use them and play Bingo. There are calling cards included. This is a great way to review vocabulary.

Nevada (week 1)

1. Nevada is the state in the country.

2. is the capital of Nevada.

3. The largest deposit found in the country is in Nevada.

4. weapons were testing in Nevada in the 1950s.

5. The border between Nevada and is formed by the Colorado River.



Nevada (week 2)

1. Nevada is the biggest producer of in the U.S.

2. The industry is very important to Nevada.

3. The on the Colorado River forms Lake Mead.

4. is the largest city in Nevada.

5. is a top-secret military facility in the Nevada desert.



Close worksheets are a great informal assessment. This unit has one for each week. Suggestions for differentiation are included.

Answer key included.

1. What is the capitol of Nevada?



2. Nevada has more what than any other state?



3. What was legalized in Nevada that became its biggest industry?



4. The hard hat was invented for people building what?



5. What do people go to see at the Bellagio?




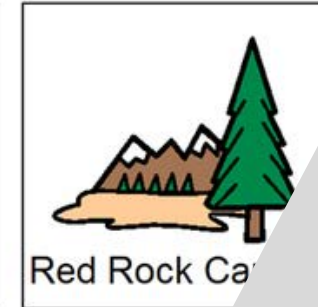
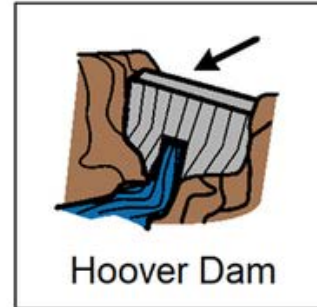
- What is the capitol of Nevada?
 - Washington, DC
 - Las Vegas
 - Carson City
- Nevada has more what than any other state?
 - Deer
 - Mountains
 - Rivers
- What was legalized in Nevada that became its biggest industry?
 - Dancing
 - Alcohol
 - Gambling
- The hard hat was invented for people building what?
 - Hoover Dam
 - Golden Gate Bridge
 - Tunnel
- What do people go to see at the Bellagio?
 - Fireworks
 - Fountains
 - Stars
- Circle the **natural resources** we get from Nevada.

A. Cotton	D. Hay
B. Gold	E. Potatoes
C. Corn	F. Silver


Christa Joy, Special Needs for Spe
The Picture Communication Symbols ©1981-2019 by Tot
Worldwide. Used with permission. Boardmaker® is a

Print onto cardstock or mount on index cards. Cut pictures apart and show student answer choices for each question.

Q 7



Version 3



FINALLY the assessment!! There are 3 versions.

- 10 questions with 3 picture choices for each question
- cut out the answer choices and glue them on index cards
- traditional multiple choice

Answer key included.





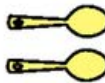







Western Sundae



Group activity

- Preparation
 - Print out ingredient labels and affix to ingredients prior to lesson
 - This recipe is focused more on assembling layers in the correct order
 - Review and address any food allergies
 - Write the number you want students to count out of each ingredient in the recipe
 - Depending on learning style of your students, either print a class copy of the recipe directions or make a copy for each student
 - *For students that are visually overwhelmed, cut apart the recipe and mount each step on a separate index card*
- Directions
 - As a class make Western Sundaes following the recipes

In a cup place the following ingredients. Check them off as you go. You can skip any ingredients you don't want. Just put an X in the box.

 1 cup	 ice cream	<input type="checkbox"/>
 2 tablespoons	 caramel sauce	<input type="checkbox"/>
 1 tablespoon	 pecans	<input type="checkbox"/>
 add	 whipped cream	<input type="checkbox"/>
 2	 cherries	<input type="checkbox"/>

Included is a simple picture recipe for a Western Sundae. This will wrap up this 2 week unit.



Nevada

Week 1

By Christa Joy



This unit also includes digital versions of the activities.

Students can watch a movie book version of the book rather than printing it out.

Great for review



Color in the states using the key.

- Nevada red
- Oregon yellow
- Idaho pink
- Utah green
- Arizona orange
- California blue



Each activity is set up so students can click and drag answers. No typing is required.

Perfect for every learning level



















Nevada

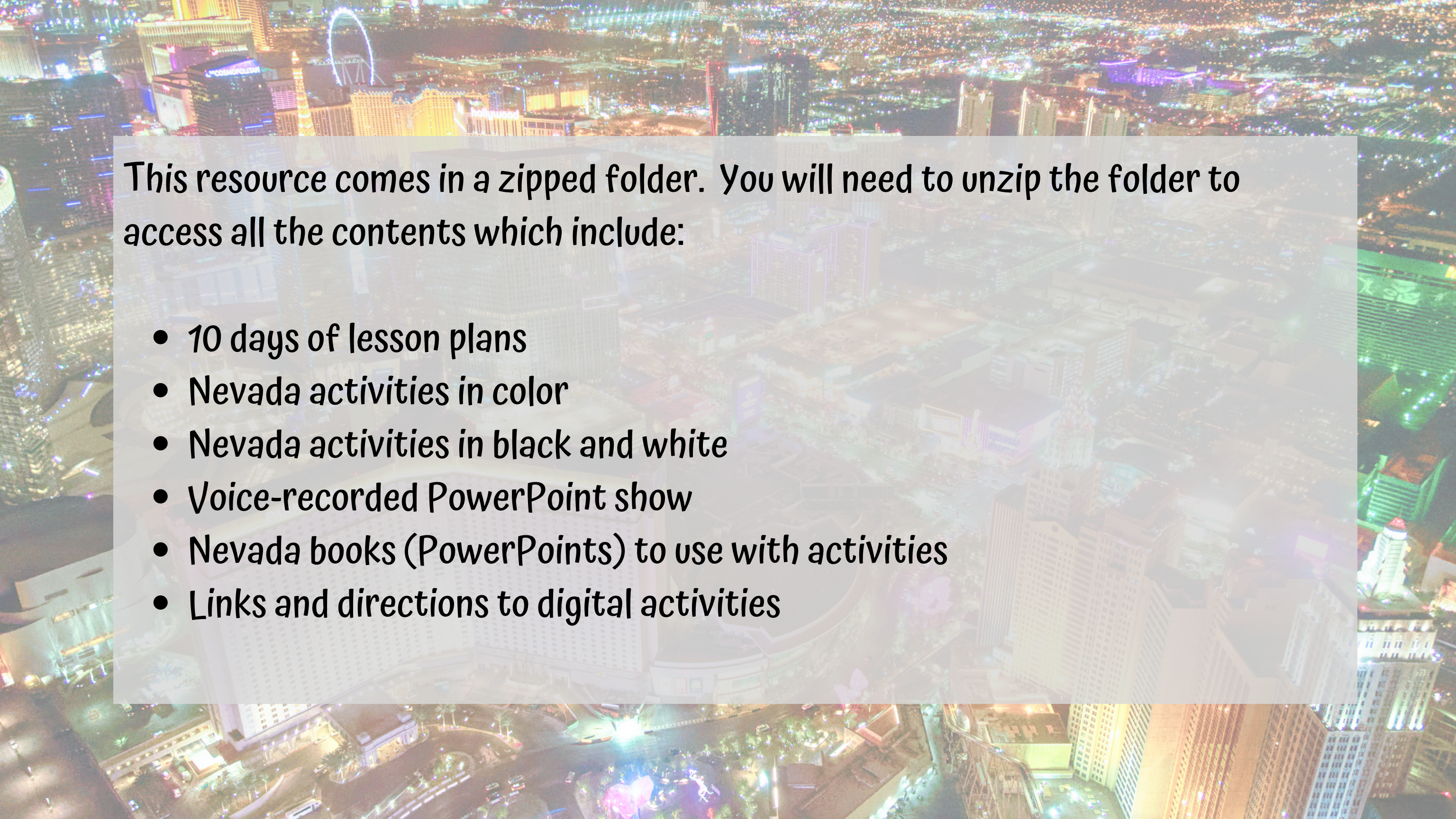


Not Nevada

Sort pictures into correct column depending on if it is a resource that comes from Nevada or not. If you are not sure or think it could be both, place it on the middle line.

 casinos	 hay	 bananas	
 hotels	 cars	 pigs	
 tourism	 furniture	 apples	
 oil	 potatoes	 silver mining	 cattle

The second set of slides uses color for differentiation and extra support for students who may need it. Mix and match slides from both sets to make the perfect set for each student.



This resource comes in a zipped folder. You will need to unzip the folder to access all the contents which include:

- ***10 days of lesson plans***
- ***Nevada activities in color***
- ***Nevada activities in black and white***
- ***Voice-recorded PowerPoint show***
- ***Nevada books (PowerPoints) to use with activities***
- ***Links and directions to digital activities***

An aerial night view of a city skyline, featuring a prominent Ferris wheel and numerous illuminated skyscrapers. The city lights are reflected in the water in the foreground.

Starting in August 2023, I am starting on a project to create a 2-week unit for each state.

I am doing these in order of popularity.

If you would like me to do a unit on your state, send me an email at specialneedsforspecialkids@gmail.com. I will add it to the list.

I do plan to complete all the states at a rate of 1 per week.