

THE SWISS FAMILY ROBINSON

**INCLUDES
ADAPTED
NOVEL**

28 activities

chapter questions

Special Needs for Special Kids



These novel units are something I created and started using in my classroom. I had students with significant challenges, and most were **non-readers**. They were the best thing I ever did, and my students **LOVED** them.



When morning came, they saw land not far away. Their ship had been driven between two large rocks and could not move. The sailors worked quickly to lower the lifeboats.



© Christa Joy, SNSK

6

Since this book is in the public domain, I have created an **adapted version of the novel.**

While looking for possible supplies, they walked along the shore, where they found the large shark that Fritz had killed earlier. It had washed up on the beach, and they examined it closely. Nearby, they also discovered several strong boards that had come from the wrecked ship.



© Christa Joy, SNSK

26

It comes as:

- PowerPoint (126 slides)
- Google Slides
- Text-only document

Back at their home, the family continues to improve their living space using materials from the island and the ship. They organize their supplies and think of new ways to make their shelter stronger. Each day, they become more skilled at surviving and working together.



As time passes, the family realizes that a full year has gone by since they first arrived on the island. The boys decide to celebrate this one-year anniversary with a day of fun. They organize a competition and participate in various sports and activities.



As they continue their journey, they spot a group of strange animals in the distance. At first, they are confused and think they might be horsemen riding across the land. When they get closer, they realize the figures are actually ostriches, running quickly on their long legs. The birds move at great speed, stretching their necks as they race across the ground, and the family watches them in amazement.



The boys begin to worry about how their family will know they are safe. They decide they need a way to send a message back to Father. They remember the pigeons and choose one to carry a note. They carefully write a short message and attach it to the pigeon. Then they release the bird, trusting it will find its way home. This gives them some hope as they wait and try to stay calm.



Table of Contents

Worksheet pages	Activity	Chapter
5	Suggestions for use	
6	Story board	
7	Title and Author	
8-9	Ways to stay calm	1
10-11	Things that float	1
12-13	Necessity is the mother of invention	2
14-15	Good and bad choices when angry	2
16-18	Facts about monkeys	3
19-20	Safe and dangerous things in the ocean	3
21-25	STEM: build a bridge	4
26-28	Edible roots	5
29-30	Meat and vegetable sorting	5
31-33	Fruit Trees	6
34-35	Parts of a sailboat	7
36-38	Fruit on a tropical island	7
39-41	Things that produce light	8
42-43	Animals that make good pets	9
44-45	Surviving on a tropical island	10
46-48	Types of homes	11

Christa Joy, Special Needs for Special Kids
 The Picture Communication Symbols ©1981–2019 by Tobii Dynavox. All Rights Reserved
 Worldwide. Used with permission. Boardmaker® is a trademark of Tobii Dynavox

Table of Contents

Worksheet pages	Activity	Chapter
49-50	Things that are sticky	12
51-52	What did they get from these things?	13
53-55	Things about snakes	14
56-57	Going exploring	14
58-59	Animals that are fast or slow	14
60-62	Animals that live in the ocean	14
63-65	Ways to send a message	14
66-68	What is a hero?	14
69-71	Ways to welcome someone	20
72	Difficult decisions	21
73	Who stays and who leaves	21
74-76	Additional novel units	
77-78	Terms of Use	

Christa Joy, Special Needs for Special Kids
 The Picture Communication Symbols ©1981–2019 by Tobii Dynavox. All Rights Reserved
 Worldwide. Used with permission. Boardmaker® is a trademark of Tobii Dynavox

This novel unit has **28 different activities**. These activities are **NOT** comprehension-based. So, even if your students do not pay attention, they can still complete the activity.

Fritz shoots the shark before it can eat the sheep. Where are some safe and dangerous animals in the ocean?



Sort the following into the correct column on the previous page.
If you are not sure, place it on the middle line.

 Jellyfish	 Dolphin	 Eel
 Blowfish	 Clam	 Barracuda
 Tuna	 Shark	 Oyster
 Squid	 Harbor Seal	 Flounder

For example, students will sort safe and dangerous animals found in the ocean. Suggestions for differentiation are included.

Each time you finish a chapter, there will be an activity your students can do.

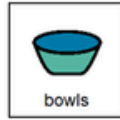
The activity will relate to something that occurred in the chapter.

These are cut-and-paste activities that are supported with pictures.


Optional: Quiz student's comprehension by having them answer multiple-choice questions about that chapter.

CH 3

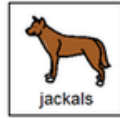

1. What will they make from the gourds on the tree?




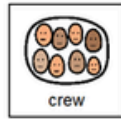
2. When the monkeys shook the trees, what fell to the ground?



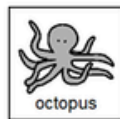

3. What attacked the camp?



4. What did Fritz and his father go back to the ship to rescue



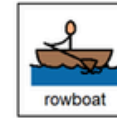

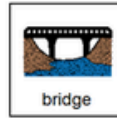
5. What did Fritz kill in the water, saving the animals?




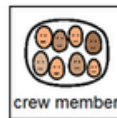
ALIGN WITH ADAPTATION INCLUDED

CH 4

1. What did they make to cross the river?



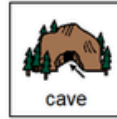
2. What did they find dead on the shore?



3. What did they find on the beach to help build the bridge?



4. Where did they build their new home?



5. Did they feel safe in their new home?



This unit does come with comprehension questions. There are 5 questions for every chapter. Each question has 3 picture choices. They are in color and black and white.

Answer key included!!

Suggestions for Use

- I made this unit to go along with the book, *The Swiss Family Robinson* by Johann Wyss.
- The thought is that you would be reading it aloud to your class at a rate of about 1 chapter per day.
- Be sure to give each student their own copy of the storyboard (pg. 6) to use while reading and discussing the story.
- Benefits of reading out loud, even to classes made up of severely affected students:
 - Teaches students to sit quietly even when there isn't something for them to do. This is such an important life skill. We all have to spend time sitting and listening to someone we are not that interested in at some point.
 - Parents will LOVE you. Not only will they be excited that their child is being exposed to age-appropriate material, but you are also teaching them how to sit quietly, which will hopefully carry over at home as well.
 - Even with your lowest-level learners, you will have 1 or 2 that will truly enjoy the story.
- It can be a calming experience to sit and listen to the teacher read in a methodical way. For students who need more structure, place the number of Post-it notes in front of him/her that corresponds to the number of pages you intend to read. Remove a post-it as you finish each page. The visual will help lessen their anxiety.
- You will find activity for most chapters. You will still have plenty to choose from and find those that fit your students best.
- Differentiation:
 - For any activity, you can quickly differentiate for your lower-level learners by using a color-coding technique.
 - If sorting, outline each sorting category in a certain color and then outline the corresponding pictures the same color.
 - Becomes a matching task.
- There are comprehension questions to accompany this unit. There are 5 questions per chapter, with 3 picture answer choices. You will find these (in color and BW) in a separate file.

Suggestions on how I found this activity worked best in my classroom are provided. I typically had 6-8 students with one adult assistant in the room with me.

The Swiss Family Robinson

Novel Unit for Special Education

By
Christa Joy
Special Needs for Special Kids



This entire novel unit comes in 2 separate files. One is completely in color and one is completely in black and white.

Story Board : to use while reading and for class discussions.
Laminate and make 1 copy for each student.













This unit comes with a vocabulary board.

Vocabulary boards are great for ALL students to assist with participation and engagement in group discussions.

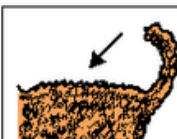














Tips on how to use in the unit!!

Fritz decides to keep the baby monkey and try to raise it. What are some facts about monkeys?

ERRORLESS VERSION

 have fur	 long tail	 climb trees	 live in jungle	 wild animals
 see in a zoo	 gorilla	 like bananas	 have a thumb	 omnivores



 have fur	 long tail	 climb trees	 live in jungle	 North Pole
 see in a zoo	 swim	 feathers	 have a thumb	 omnivores
 fly	 gorilla	 like bananas	 desert	 wild animals

There are circle maps in this unit. Circle maps are a great way for students to see a big idea.

**WRONG ANSWERS
MIXED IN**

Sort the following animals into those that would be good pets and those that would not.













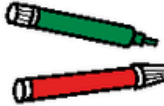




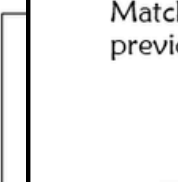
Cut apart and sort into the correct column on previous page. If you are not sure, put it on the middle line. Use color coding for differentiation as needed.



There are sorting activities.

Directions for adding color coding or a separate differentiated version are included.

Sometimes you don't have what you need, like a spoon to eat soup. Look at the following objects. What could you use if you DID NOT have that object?

 knife		 dishwasher	
 bed		 cabin	
 fork		 markers	
 light		 heater	

Match the replacements you could use for the objects on the previous page.

 fireplace	 crayons	 tent	 sleeping bag
 spoon	 wash by hand	 candle	 scissors

There are matching activities.

Suggestions for differentiation or a differentiated version are included.

How would you survive on a deserted island?

I think I could last three on a deserted island.

I would want with me.

I would get for to eat.

I would use to stay warm.

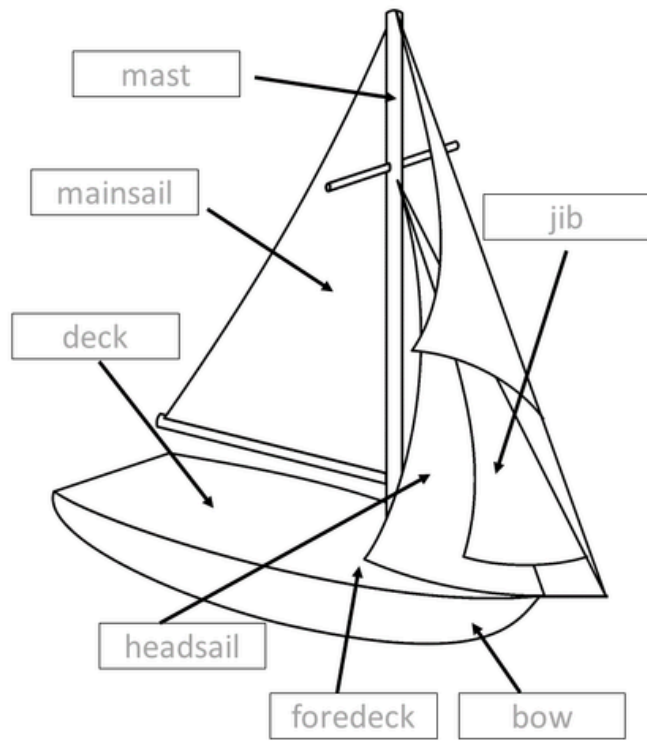
To have fun, I would .



 minutes	 hours	 days	 weeks	 months	 years
 friends	 food	 a video game	 a book	 a radio	 a sleeping bag
 berries	 fish	 fruit	 coconut	 meat	 vegetables
 campfire	 a blanket	 the sun	 a sleeping bag	 a quilt	 a tent
 dance	 sing	 fish	 swim	 hike	 explore

There are writing prompts.
These are errorless activities
that allow students to write a
story independently.

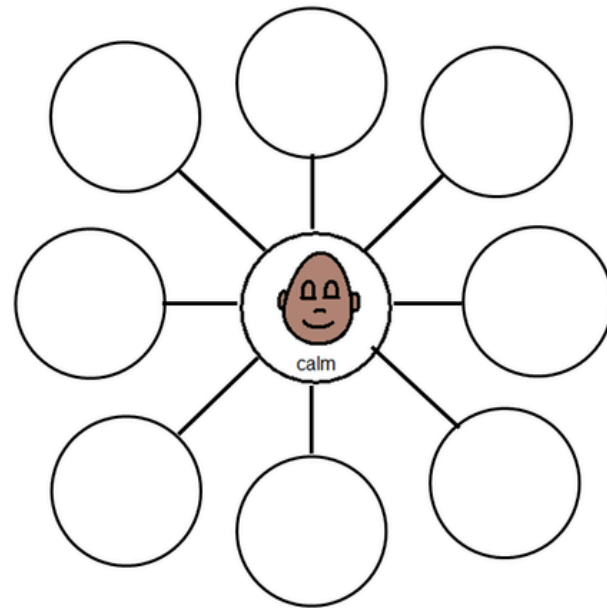
Match the word that labels the part of the sailboat.



Sometimes we have to make difficult decisions. Look at each scenario and circle what your decision would be. There is no right or wrong answer.

<p>What kind of party would you rather have?</p>	<p>What type of pet would you like to have?</p>
<p>When you have free time, what do you like to do?</p>	<p>Who would you most want to go to the movies with?</p>
<p>What type of music do you like to listen to?</p>	<p>Where do you like to go on vacation?</p>
<p>Which would you like to learn how to do?</p>	<p>On the weekends, which do you like to do?</p>

Father tries to keep his family calm in the storm and when they realize there are no lifeboats left. What are some ways to stay calm?



Place the following in the circle on the preview page to show ways you can stay calm.



Because there are so many activities, you can choose the ones that fit your students the best.