

Special Ed

ROLL OF THUNDER, HEAR MY CRY



Special Needs for Special Kids

30 activities

chapter questions

These novel units are something I created and started using in my classroom. I had students with significant challenges and most were **non-readers**. They were the best thing I ever did, and my students LOVED them.



Table of Contents

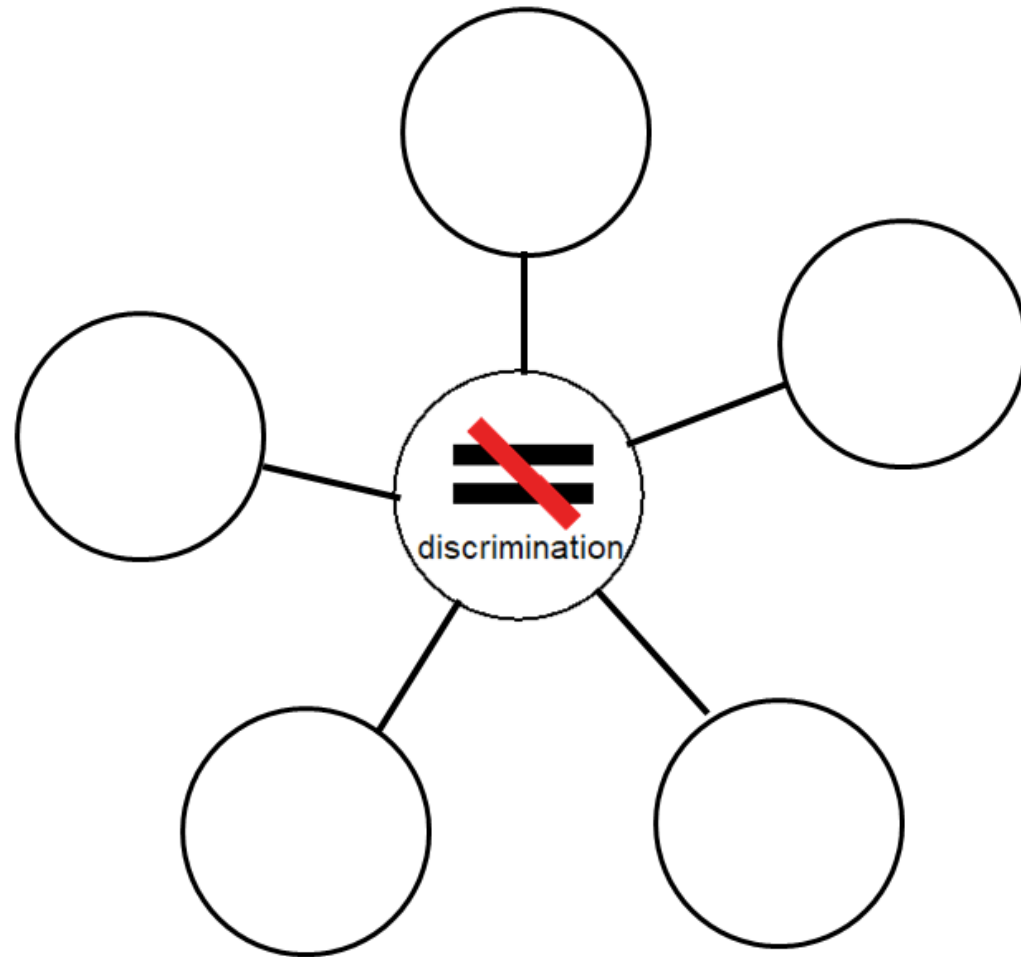
Worksheet pages	Activity	Chapter
5	Suggestions for use	
6	Story board	
7	Title and Author	
8-10	Ways to get to school	
11-12	Good and bad choices when angry	
13	Respecting property	
14-15	Find state of Mississippi	
16-18	How to make a person feel welcome	
19-20	Important rule to follow	
21-22	Sometimes things are not fair	
23	What is revenge?	
24-26	What does it mean to feel guilty?	
27	Alternatives to fighting	
28	What does it feel like to be disappointed?	
29	What is discrimination?	
30-31	What are some facts about slavery?	
32-33	Clothes you wear to church	
34-35	Consequences to actions	
36-37	Waiting	

Table of Contents

Worksheet pages	Activity	Chapter
38-39	Your holiday tradition	7
40	What is a threat?	7
41-42	Things that make you sad	8
43	What does it mean to be shunned?	8
44-46	Signs of Spring	
47-48	Metaphors	
49-50	Right or wrong	
51-52	Things that are heavy	
53	Things you find at a revival	10
54-56	Ways to help a friend	11
57	Safe and dangerous choices	11
58-59	Safe places in a storm	12
60	Things you shouldn't do	12
61-63	Additional novel units	
64-65	Terms of Use	


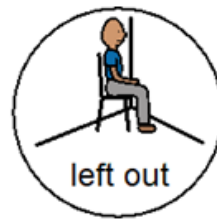
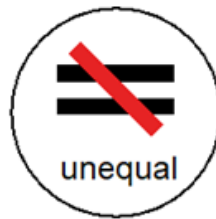
This novel unit has **30 different activities**. There is an activity for each vignette. These activities are NOT comprehension-based. So, even if your students do not pay attention, they can still complete the activity.

What does discrimination mean?



For example, this book looks a lot at discrimination in the south. This activity helps students visualize what this word means or may feel like.

It is an errorless activity.



Suggestions for Use

- I made this unit to go along with the book, *Roll of Thunder Hear My Cry* by Mildred Taylor.
- The thought is that you would be reading it aloud to your class at a rate of about 1-½ chapter per day.
- Be sure to give each student their own copy of the story board (pg. 6) to use while reading and discussing the story.
- Benefits of reading out loud, even to classes made up of severely affected students:
 - Teaches students to sit quietly even when there isn't something for them to do. This is such an important life skill. We all have to spend time sitting and listening to someone we are not that interested in at some point.
 - Parents will LOVE you. Not only will they be excited their child is being exposed to age appropriate material, but you are teaching them how to sit quietly, which will hopefully transfer to home as well.
 - Even with your lowest level learners, you will have 1 or 2 that will truly enjoy the story.
- It can be a calming experience to sit and listen to the teacher read in a methodical way. For students who need more structure, place the number of post-it notes in front of him/her that corresponds to the number of pages you intend to read. Remove a post-it as you finish each page. The visual will help lessen their anxiety.
- You will find activity for most chapters. You will still have plenty to choose from and find those that fit best with your students.
- Differentiation:
 - For any activity, you can quickly differentiate for your lower level learners by using a color coding technique.
 - If sorting, outline each sorting category a certain color and then outline the corresponding pictures the same color.
 - Becomes a matching task.
- There are comprehension questions to accompany this unit. There are 5 questions for each chapters with 3 picture answer choices. You will find these (in color and BW) in a separate file.

Suggestions on how I found this activity worked best in my classroom are provided. I typically had 6-8 students with one adult assistant in the room with me.

Color version

Roll of Thunder Hear My Cry

Novel Unit
for Special Education

By
Christa Joy
Special Needs for Special Kids



This entire novel unit comes in 2 separate files. One is completely in color and one is completely in black and white.

Story Board : to use while reading and for class discussions.
Laminate and make 1 copy for each student.



This unit comes with a vocabulary board.


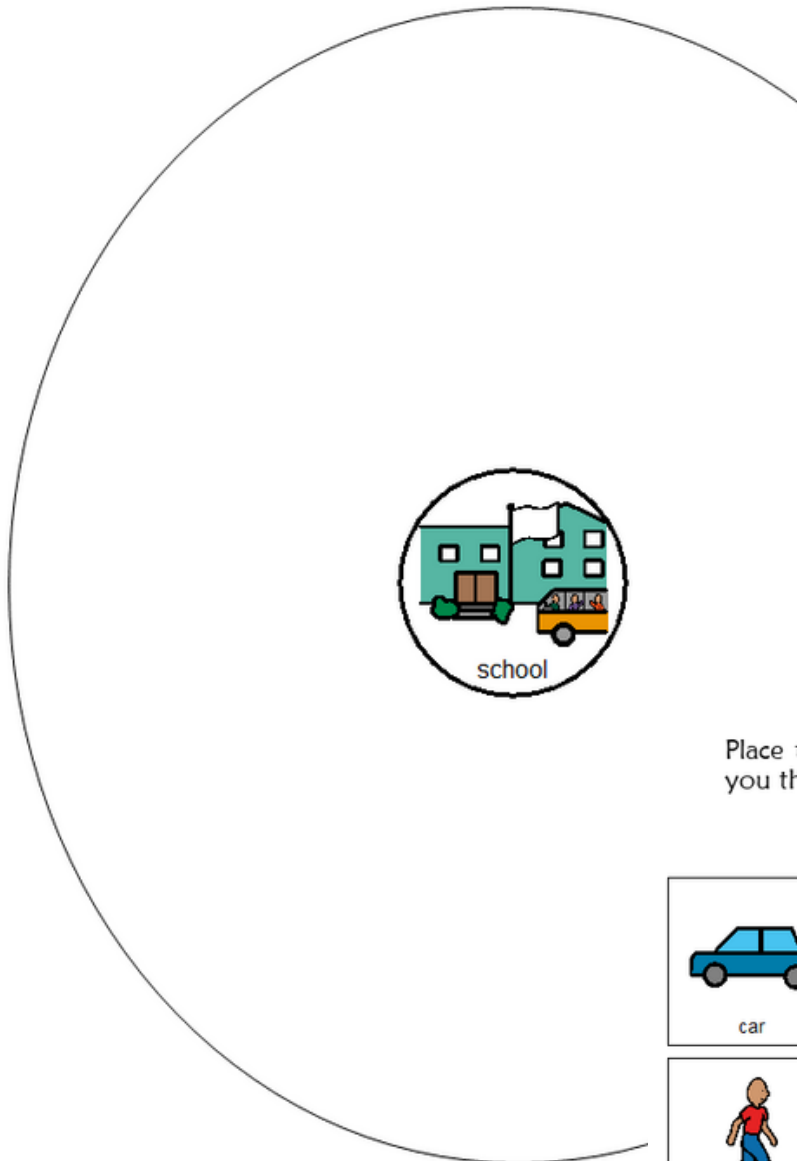
Vocabulary boards are great for ALL students to assist with participation and engagement in group discussions.

Tips on how to use in the unit!!


What are some ways kids can get to school?

Errorless version

Place the pictures in the circle map on previous page showing ways a student can get to school.



Place the pictures in the circle map on previous page **ONLY IF** you think it is a possible way some kids could get to school.




There are circle maps in this unit. Circle maps are a great way for students to see a big idea.

Cassie is feeling guilty about crashing the bus in the hole. What are some things people might do or feel when they are feeling guilty?



Errorless version

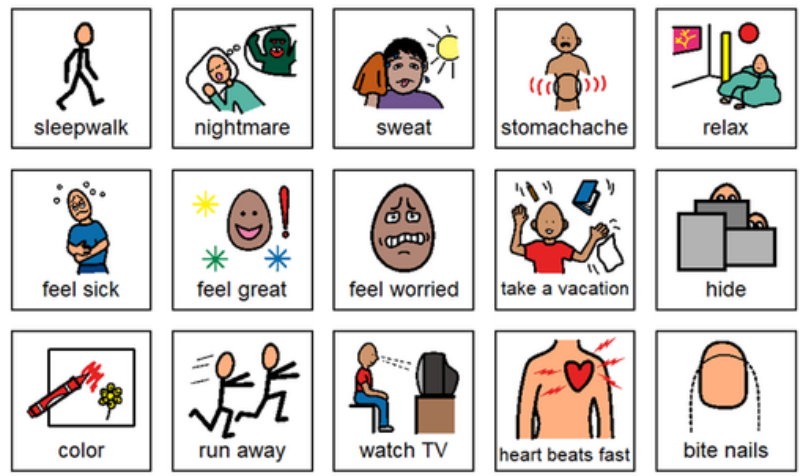
Place the following pictures in the circle map on the previous page to show what feeling guilty is like.



Each circle map comes with 2 choices:

An errorless option with only correct answers

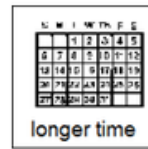
Place the following pictures in the circle map on the previous page **ONLY IF** it shows what feeling guilty might be like.




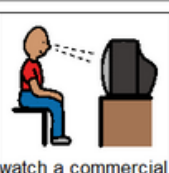
An option that has wrong answers mixed in students will need to set aside.



Cassie is anxious for her father to come home. She feels like it is taking forever. Waiting is hard. Look at the pictures on the next page and put them in the correct column.











Cut out pictures below and sort into correct column on previous page depending on how much time you think it will take. If you are not sure, place it on the center line.

 drink a glass of water	 eat lunch	 nap	 wash face
 finish puzzle	 bus ride to school	 eat a cookie	 empty trash
 watch a commercial	 take a bath	 color a picture	 basketball game









There are sorting activities.

Directions on how to add color coding or a separate differentiated version is included.

Mama is worried about the possible consequences of Uncle Hammer's actions on the bridge. Some are good and some are bad, depending on the action. Look at each action in the box and find what you think the consequence would be.

 fighting		 study	
 water		 exercise	
 spill		 cheat	
 mean		 good job	

Match the consequence to the action on the previous page. There may be more than one right answer.

 no one wants to play with you	 strong	 allowance	 clean up mess
 lonely	 time out	 good grades	 grow

There are matching activities.

Differentiated versions with suggestions for differentiation or a differentiated version are included.

Sometimes...




Sometimes, things make me , especially when it seems unfair.

When I feel this way, I try to .

If that doesn't work, I can .

I know life is not always fair, and that is .

I know I will be .



There are writing prompts. These are errorless activities that allow students to write a story independently.

What does respecting property mean?

Respecting property means

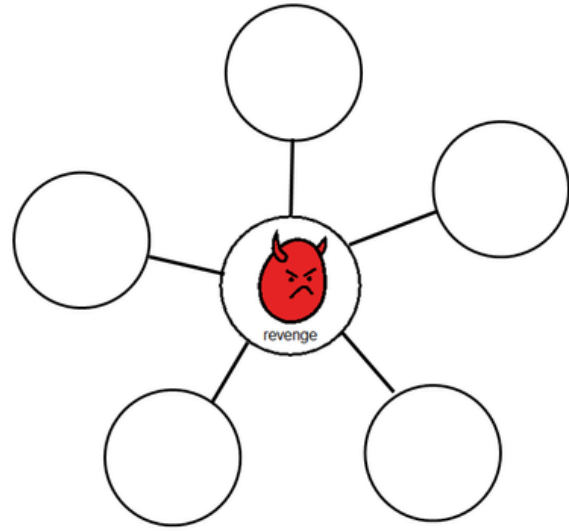
Respecting property means

Respecting property means


Respecting property means

Respecting property means

What does revenge look like?



This book takes place in Mississippi. Color in the state of Mississippi.



What are things you shouldn't do?


You fight.

You treat people differently based on how they look.

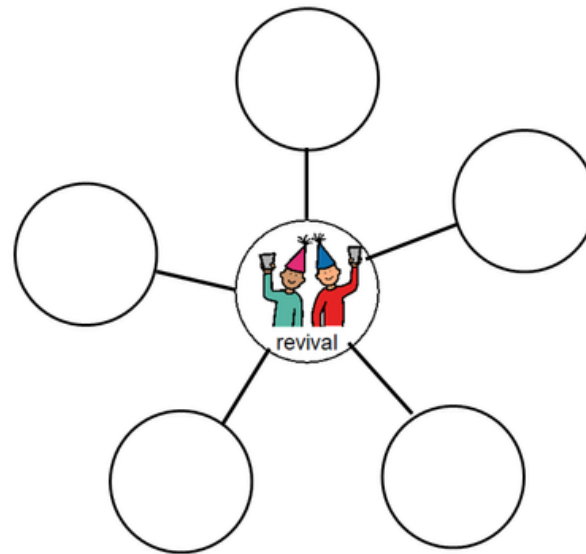
You be mean to someone.

You take something that does not belong to you.

You tease or trick anyone.



What are some things you would find at a revival?



Because there are so many activities, you can choose the ones that fit your students the best.

CH 1

1. How does Cassie and her brothers get to school?



2. Where does Cassie's father work to earn extra money?




3. What did each of the students receive?



4. What did Little Man do to his book?



5. Was Mama angry Little Man and Cassie got in trouble?



Christa Joy, Special Needs for Special Kids

The Picture Communication Symbols ©1981-2020 by Tobii Dynavox. All Rights Reserved Worldwide. Used with permission. Boardmaker® is a trademark of Tobii Dynavox

CH 6

1. What did Stacey and Cassie find in the barn?



2. Who had come to visit?



3. What does Mama try to explain and teach Cassie about?



4. What does Uncle Hammer give Stacey?



5. Where does Uncle Hammer take the family?

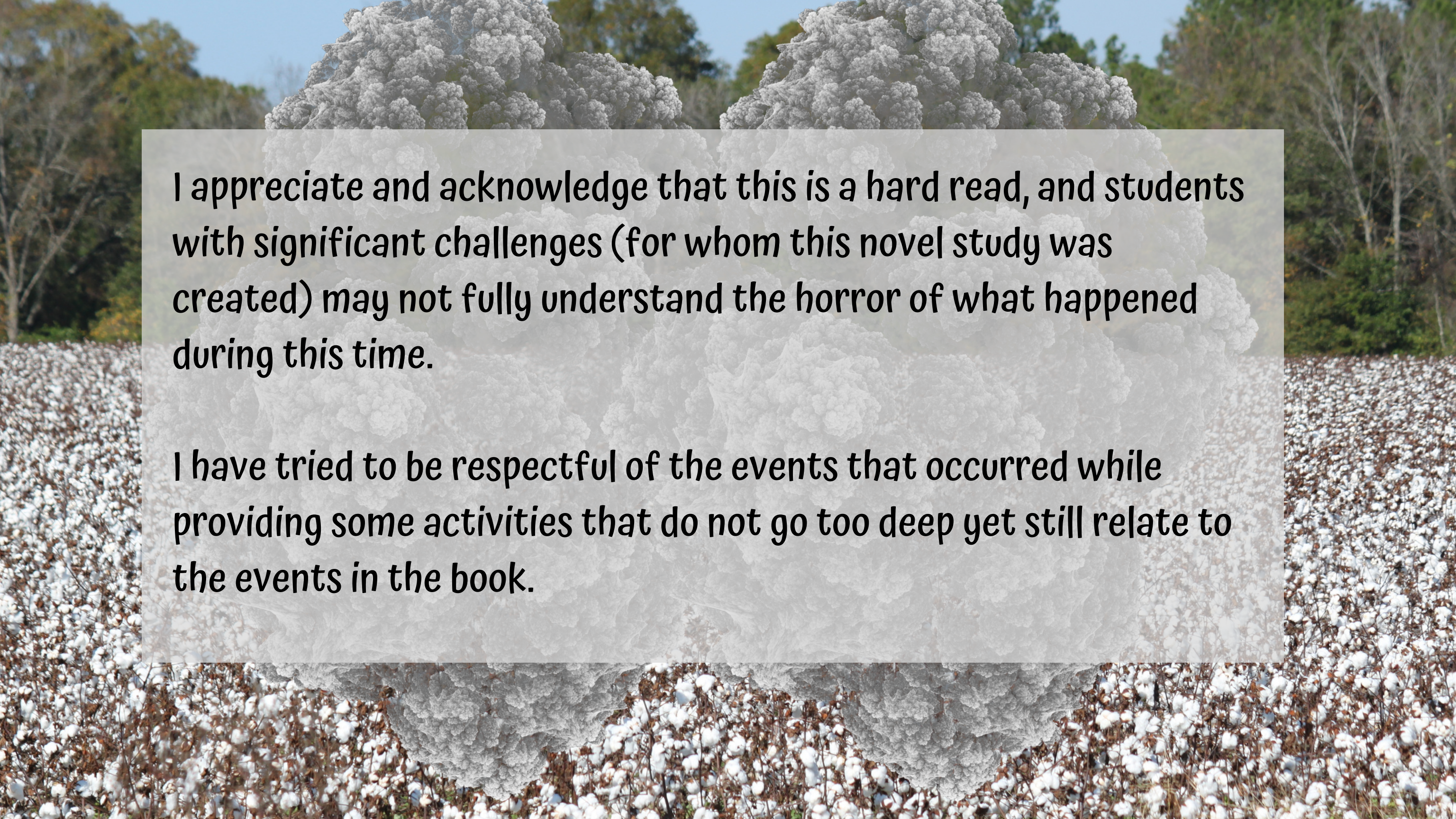


Christa Joy, Special Needs for Special Kids

The Picture Communication Symbols ©1981-2020 by Tobii Dynavox. All Rights Reserved Worldwide. Used with permission. Boardmaker® is a trademark of Tobii Dynavox

This unit does come with comprehension questions. There are 5 questions for every chapter. Each question has 3 picture choices. They are in color and black and white.

Answer key included!!



I appreciate and acknowledge that this is a hard read, and students with significant challenges (for whom this novel study was created) may not fully understand the horror of what happened during this time.

I have tried to be respectful of the events that occurred while providing some activities that do not go too deep yet still relate to the events in the book.