

VIETNAM WAR



INCLUDES GOOGLE SLIDES



This unit was created with this guy in mind. He has autism and an intellectual disability. He is a non-reader but shows interest in what his peers are learning.

He is my tester!!

Vietnam War 1955-1975

By
Christa Joy
Special Needs for Special Kids



Christa Joy, Special Needs for Special Kids
The Picture Communication Symbols ©1981-2019 by Tobii Dynavox. All Rights Reserved
Worldwide. Used with permission. Boardmaker® is a trademark of Tobii Dynavox

Table of Contents

Pages	Activity
4-5	Vocabulary board
6-10	Vocabulary cards
11-22	Vocabulary cut and paste
23-34	Timeline cards (in color only)
35-38	Circle map
39-42	Id countries on map
43-47	Sorting Activity
48-49	Why there were protests
50-51	PTSD word map
52-56	Cut and paste timeline
67-63	Vocabulary Sudoku puzzle
64-65	Vocabulary word search
66-70	Close worksheets
71-81	Assessment
82-83	Terms of Use

Also included in this resource as separate files:

- Lesson plans
- Links and directions to digital activities
- PowerPoint (this is the book in the lesson plans)
- Voice recorded PowerPoint
- Activities in black and white

Christa Joy, Special Needs for Special Kids
The Picture Communication Symbols ©1981-2019 by Tobii Dynavox. All Rights Reserved
Worldwide. Used with permission. Boardmaker® is a trademark of Tobii Dynavox

This unit contains 10 days of material that is in both printable and digital formats. I have included a detailed lesson plan to help you make the most of everything in this unit including how to add some group activities.

It comes in 2 separate files. One in color and one in black and white.

Vietnam War Lesson Plan

Preparation

- Print out a vocabulary board for each student to use throughout unit
 - Laminate or place in page protector
- Book
 - Print out, laminate, and bind
 - OR your students can listen to the pre-recorded version
- Vocabulary cards
 - Print out a set of cards onto cardstock and laminate
 - Make one set for each student and also one for the teacher to use in I Spy games
- Timeline cards
 - Print out a set of cards onto cardstock and laminate
 - For additional ideas on how to use these, go to: <https://specialneedsforspecialkids.org/2018/06/13/making-a-life-sized-timeline/>

Preassessment (do day 1 before starting lesson)

- Choose the form of the assessment that best fits
- Give the assessment to assess what your students know
- I cannot emphasize enough how important this preassessment is so important!!

Teaching Tips

1. *Color Coding*: this is a really easy way to add activity. Outline or color in an empty box or the corresponding picture symbols the same color task.
 - a. For more info, read more here: <https://specialneedsforspecialkids.org/2018/06/13/making-a-life-sized-timeline/>
 - b. I also have a blog post on differentiation <https://specialneedsforspecialkids.org/2018/06/13/making-a-life-sized-timeline/>
2. *Make your own copies of the activities*. Every year. For that reason:
 - a. I often complete the activity myself and then that I could use year after year.

Quick Look

Day	Activity	Day	Activity
1	<ul style="list-style-type: none"> • Book • Vocab cards intro • Circle map 	6	<ul style="list-style-type: none"> • Book • Vocab cards activity • Timeline activity • Cut and paste timeline
2	<ul style="list-style-type: none"> • Book • Vocab cards activity • Timeline activity • Identify countries 	7	<ul style="list-style-type: none"> • Book • Timeline activity • Vocab cards cut • Vocabulary project
3	<ul style="list-style-type: none"> • Book • Vocab cards activity • Timeline activity • Sorting activity 	8	<ul style="list-style-type: none"> • Book • Timeline activity • Vocab cards activity • Vocabulary project
	<ul style="list-style-type: none"> • Book 	9	<ul style="list-style-type: none"> • Book • Timeline activity • Vocab cards activity • Vocabulary project
		10	

Day 4

Activity	Notes	Materials
Read or listen to a recording of the book (10 minutes)	<ul style="list-style-type: none"> • Read through the story, asking lots of questions • Continue to make connections between book and vocabulary board 	<ul style="list-style-type: none"> • Book • Vocabulary board
Vocabulary cards Speed Matching (10 minutes)	<ul style="list-style-type: none"> • place all the cards in the middle of the table • hold up a card, and the students race to find it in the pile in the middle of the table <ul style="list-style-type: none"> ◦ NOTE: for students with physical challenges, allow them to simply find the symbol on their board or communication device 	<ul style="list-style-type: none"> • Vocabulary cards (extra sets)
Large Timeline Cards (10 minutes)	<ul style="list-style-type: none"> • Pass the cards out to the students and have them arrange themselves in the correct order <ul style="list-style-type: none"> ◦ You can put index cards with the date on the floor ahead of time, so they just have to find the card that matches the date on their flashcard • Have each student step forward as you talk about their card 	<ul style="list-style-type: none"> • Large timeline cards
Sorting review (5 minutes)	<ul style="list-style-type: none"> • Review the sorting activity completed yesterday 	<ul style="list-style-type: none"> • Activity completed yesterday
Why there were protests (10 minutes)	<ul style="list-style-type: none"> • Students will complete the word map showing the reasons there were protests over the war back in the United States <ul style="list-style-type: none"> ◦ This is an errorless activity. • Make connections to the book as necessary 	<ul style="list-style-type: none"> • Worksheet • Scissors • Glue
Sharing (10 minutes)	<ul style="list-style-type: none"> • Each student shares their finished worksheet with the group using the communication method of their choice 	<ul style="list-style-type: none"> • Completed worksheet • Communication devices

The lesson plans contain:

- Overall tips for teaching students with significant needs
- A quick look at what you will do each day
- Detailed instructions on how that day's lesson should run

From March 1965 until November 1968, there were over 800,000 tons of bombs dropped on the major cities in Northern Vietnam as part of Operation Rolling Thunder. It cost the US millions of dollars, and ultimately, did NOT end with the defeat and surrender of North Vietnam.

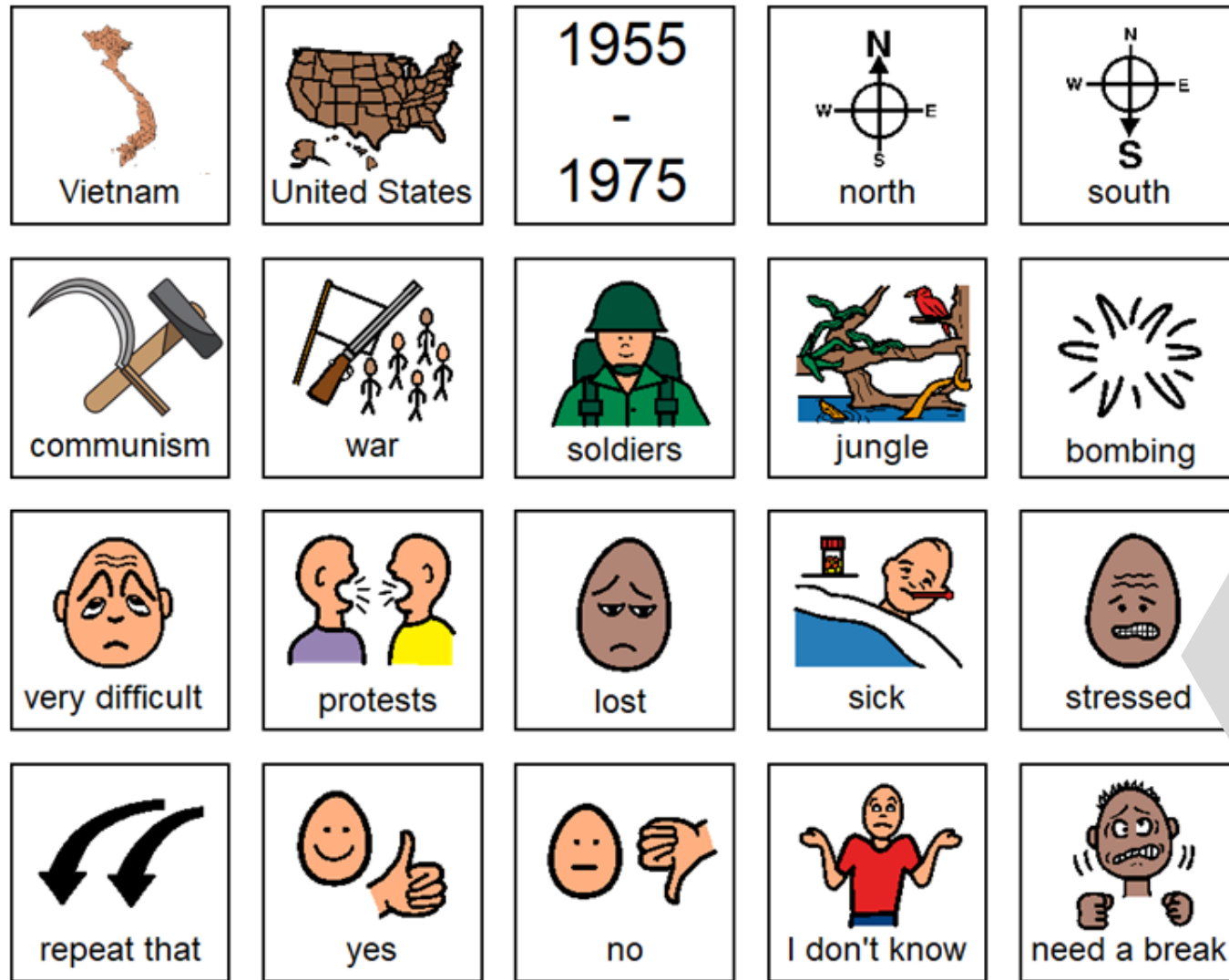


For many reasons, the US troops were just not able to advance their position into Northern Vietnam. Or if they did, it was not for a long time. Over 50,000 US soldiers, many of them very young men, would be killed.



This unit contains a 40 page book that reviews the main facts about the war using photos and simple text.

Both books come in a PowerPoint version as well as a voice-recorded PowerPoint (so you don't have to print it out.) There are also movie versions you can use in google slides.



Christa Joy, Special Needs for Special Kids
 The Picture Communication Symbols ©1981–2018 by Tobii Dynavox. All Rights Reserved
 Worldwide. Used with permission. Boardmaker® is a trademark of Tobii Dynavox

This unit comes with a vocabulary board.

Vocabulary boards are great for ALL students to assist with participation and engagement in group discussions.

Tips on how to use in the unit!!

Also in black and white

North Vietnam

Part of Vietnam under communist control and led by Ho Chi Minh; supported by Soviet Union



South Vietnam

Part of Vietnam that was more democratic and led by Ngo Dinh Diem; supported by the US



Operation Rolling Thunder

Sustained bombing campaign conducted by the United States against Northern Vietnam.




Military draft

Requirement of any eligible citizen (usually men over 18) to go to war if needed.




Cold War 1947-1991

Time of tension between two superpowers, United States and Soviet Union.




communism

System where all property is owned by the government and everyone works for the common good of all people.




proxy war

A war instigated by a major power that does not itself become involved.



coup

A sudden, violent, and illegal seizure of power from a government.




deserted



Agent Orange



Tet Offensive




PTSD



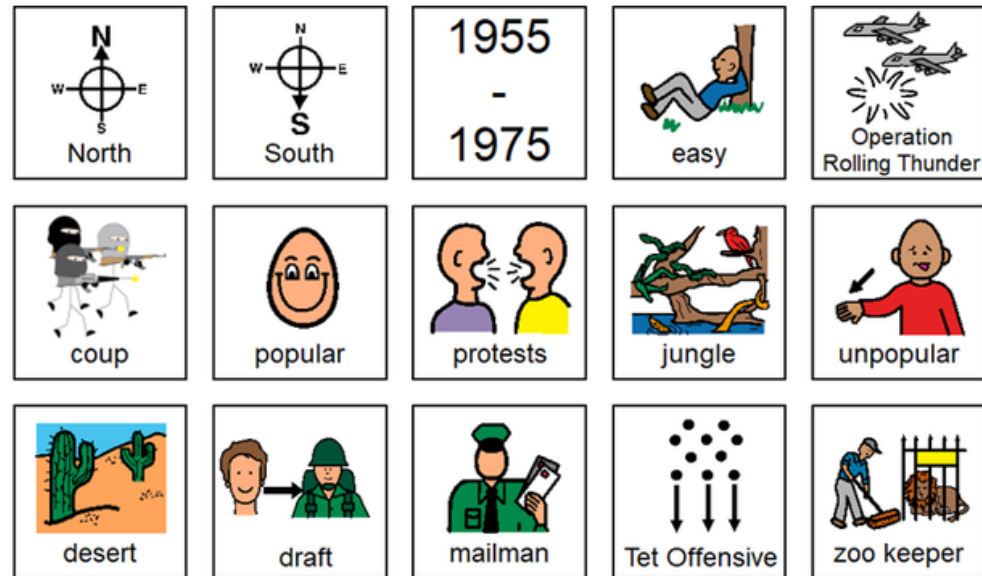
There are vocabulary cards students will use every day for a group activity. There is also a cut and paste activity.

Errorless version

Place the pictures in the circle map on previous page about the Vietnam War.



Place the pictures in the circle map on previous page **ONLY IF** you think it relates to the Vietnam War.



Chri:
The Picture Communicator
Worldwide. Used with p

This unit contains a circle map that reviews the main facts from the book.


There are **2 versions**:

- Errorless option with only correct answers
- Wrong answers mixed in that students will have to set aside.



August 1964

North Vietnamese army attacks a US warship.



North Vietnam



attacks



US warship

Christa Joy, Special Needs for Special Kids
The Picture Communication Symbols ©1981-2018 by Tobii Dynavox. All Rights Reserved
Worldwide. Used with permission. Boardmaker® is a trademark of Tobii Dynavox



March 1965

President Johnson sends US troops to Vietnam to fight along side the Southern Vietnamese.



President Johnson



soldiers

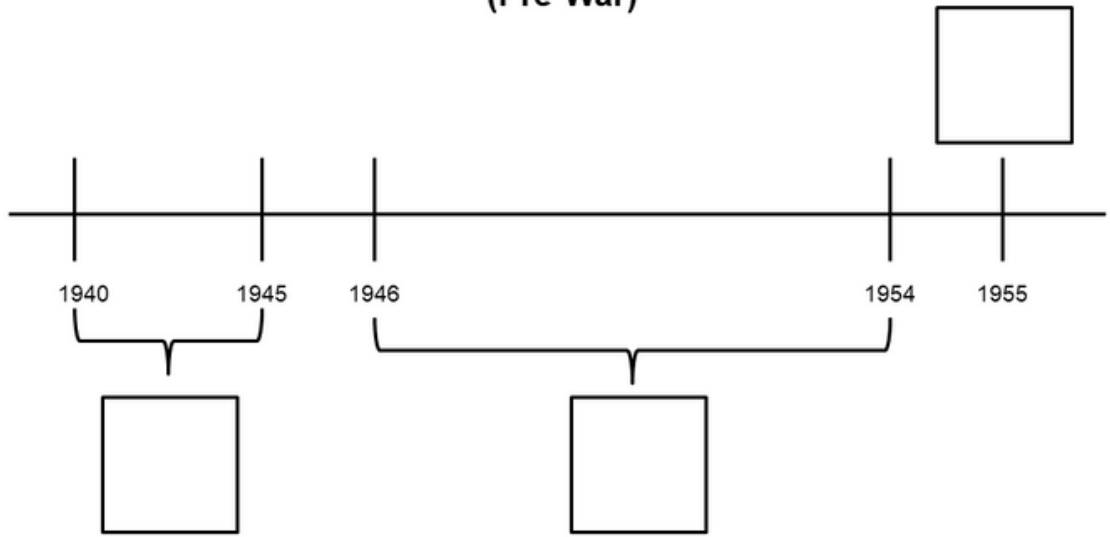


South Vietnam












Christa Joy, Special Needs for Special Kids
The Picture Communication Symbols ©1981-2018 by Tobii Dynavox. All Rights Reserved
Worldwide. Used with permission. Boardmaker® is a trademark of Tobii Dynavox

There are 11 large timeline cards with instructions on how to use these in a daily group activity.

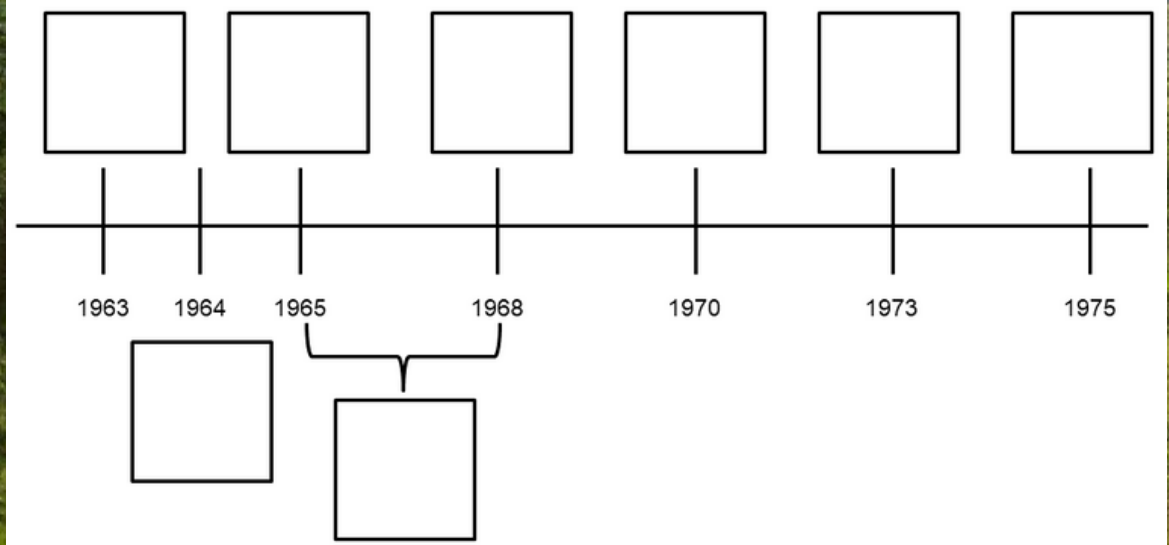
Timeline (Pre-War)



Timeline symbols

 S Vietnam surrenders	 Diem killed	 Johnson sends troops	 Tet Offensive
 Japan takes control	 Operation Rolling Thunder	 US pulls out	 Battle France for control
 Tension building	 Invade Cambodia	 N Vietnam attack US warship	

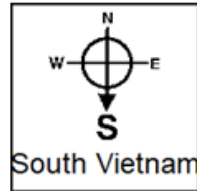
Timeline Vietnam War




There is a cut and paste timeline as well. Directions on how to differentiate it and add more structure are included.



North Vietnam



South Vietnam



This is a sorting activity looking at the differences between North and South Vietnam. A color-coded version is included.

These facts are covered in the book.

1. Color in North Vietnam red.
2. Color in South Vietnam blue.
3. Color in Cambodia yellow.



1. Color in the United States.
2. Circle Vietnam.

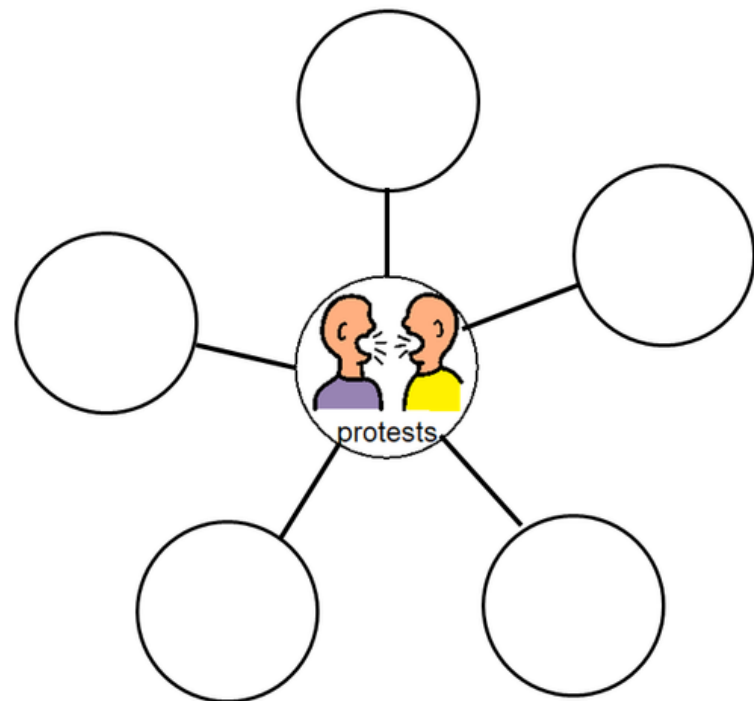


Students will find on a map:

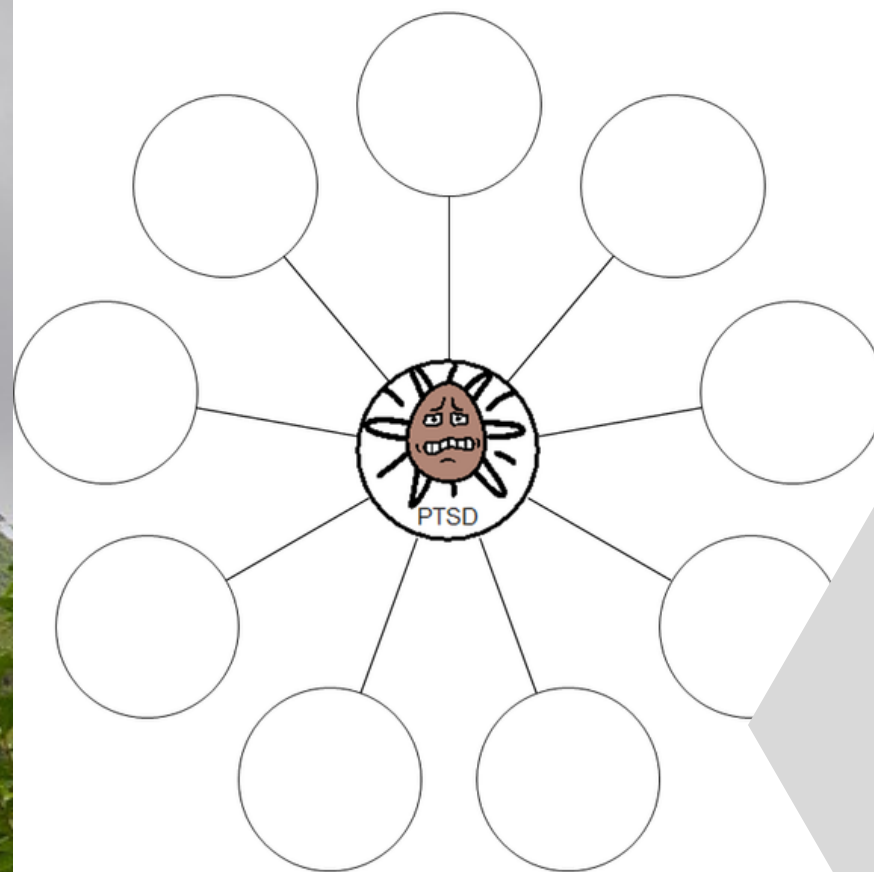
- North Vietnam
- South Vietnam
- Cambodia
- United States

There is a differentiated version (shown here) included.

Why did people protest against the Vietnam War in the US?




What does Post Traumatic Stress Disorder (PTSD) mean?



- There are 2 word maps:
- reasons for protest
 - characteristics of PTSD

Theses are errorless activities.

Cut out the pictures and place in the circle on the previous page.



Vietnam War

coup			draft	Tet Offensive	
draft	Tet Offensive		coup	communism	Op Rolling Thunder
communism			Op Rolling Thunder		Tet Offensive
	Tet Offensive	Agent Orange	communism		
Tet Offensive				Op Rolling Thunder	
	Op Rolling Thunder	draft			

Place the following images in the empty squares on the previous page, completing the sudoku puzzle.

ChristaJoy
The Picture Communication Symt
Worldwide. Used with permis

Vietnam War

			Op Rolling Thunder
Op Rolling Thunder	Agent Orange		
Tet Offensive	draft		Agent Orange
		Tet Offensive	draft

istaJoy, Special Needs for Special Kids
in Symbols ©1981-2019 by Tobii Dynavox. All Rights Reserved
permission. Boardmaker® is a trademark of Tobii Dynavox

Students will have the opportunity to work with new vocabulary with 2 different puzzles.

Y	U	X	K	V	O	F	A	Z	Z	P	G	Q	K	M	Q	Q	H
I	R	Z	A	I	T	E	T	O	F	F	E	N	S	I	V	E	G
W	V	I	C	E	K	H	E	X	B	I	C	H	R	T	Y	J	K
V	Q	U	Z	T	X	D	L	S	W	I	A	R	O	C	M	B	H
E	R	R	L	C	C	O	U	P	J	M	H	Q	L	V	A	Z	T
W	A	N	G	O	D	I	N	H	D	I	E	M	L	W	T	A	J
K	M	U	O	N	W	A	Q	E	Z	E	B	O	I	F	S	G	S
V	E	O	C	G	T	P	D	G	X	G	C	C	N	D	O	E	Y
J	U	A	V	X	Q	E	L	E	T	H	O	W	G	R	U	N	Y
Q	M	Y	S	N	P	S	O	Z	L	W	M	F	T	A	T	T	Q
Q	Y	K	H	N	E	I	Z	J	B	P	M	D	H	F	H	O	R
W	X	H	A	S	U	G	G	T	S	T	U	E	U	T	V	R	O
A	V	H	O	C	H	I	M	I	N	H	N	S	N	C	I	A	O
E	H	A	A	K	B	T	Z	D	Z	S	I	E	D	Z	E	N	L
H	K	O	J	D	H	X	Q	P	H	C	S	R	E	S	T	G	R
I	F	W	X	C	Y	R	R	G	G	V	M	T	R	L	N	E	P
K	W	S	U	K	N	O	R	T	H	V	I	E	T	N	A	M	R
J	A	G	P	L	I	W	L	A	Q	D	G	D	E	P	M	Z	O

Viet Cong	communism	North Vietnam	Tet Offensive
deserted	Ho Chi Minh	South Vietnam	Rolling Thunder
coup	draft	Agent Orange	Ngo Dinh Diem

ChristaJoy, Special Needs for Special Kids
The Picture Communication Symbols ©1981-2018 by Tobii Dynavox. All Rights Reserved
Worldwide. Used with permission. Boardmaker® is a trademark of Tobii Dynavox

communism	communism	draft	draft
draft	coup	coup	coup
Op Rolling Thunder	Op Rolling Thunder	Tet Offensive	Agent Orange
Agent Orange	Agent Orange	Agent Orange	Agent Orange

Vietnam War

1. The Vietnam War was between

and

Vietnam.

2. The United States supported

.

3. was the leader of North Vietnam.

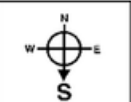
4. was the leader of South Vietnam.

5. Ngo Dinh Diem was killed in a

.



Ngo Dinh Diem




south



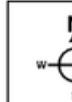
coup



South Vietnam



Ho Chi Minh



no

Vietnam War

6. The US entered the war after North Vietnam attacked their

7. Most of Vietnam is covered with

8. Soldiers would use to kill off the plants in the jungle.

9. To get enough soldiers, the US used the .

10. There were many in the US about the Vietnam War.



warship



jungle



draft



Agent Orange



protests

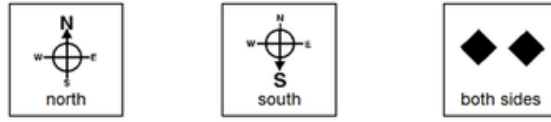
Close worksheets are a great informal assessment. This unit has 2 that review the main facts from the book.

Answer key included.


1. What was the US trying to stop the spread of when they joined the Vietnam War?




2. Which side did the United States support in the war?



3. What made fighting in Vietnam so difficult?



4. How did the United States get enough soldier to fight?

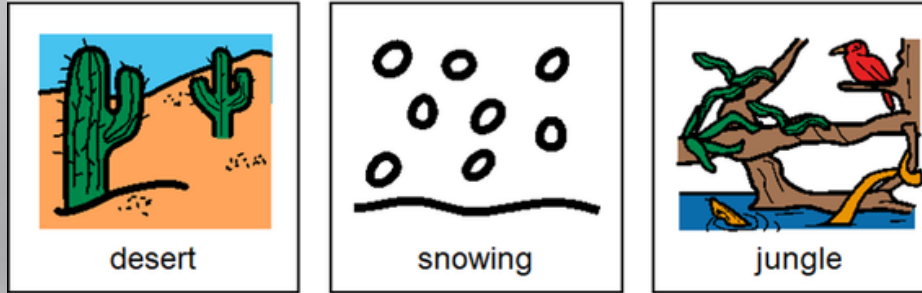


5. What was the name of the sustained bombing mission the US against North Vietnam?



Print onto cardstock or mount on index cards. Cut pictures apart and show student answer choices for each question.

Q 3



1. What was the US trying to stop the spread of when they joined the Vietnam War?

- A. Virus
- B. Democracy
- C. Communism

2. Which side did the United States support in the war?

- A. North
- B. South
- C. Both sides

3. What made fighting in Vietnam so difficult?

- A. Desert
- B. Snowing
- C. Jungle

4. How did the United States get enough soldier to fight?

- A. Draft
- B. Pay a lot
- C. Used prisoners

5. What was the name of the sustained bombing mission by the US against North Vietnam?

- A. Tet Offensive
- B. Rolling Thunder
- C. Civil War

6. Who led the Tet Offensive?

- A. North Vietnam
- B. South Vietnam
- C. United States



FINALLY the assessment!! There are 3 versions.

- 10 questions with 3 picture choices for each question
- cut out the answer choices and glue them on index cards
- traditional multiple choice

Answer key included.

This resource comes in a zipped folder. You will need to unzip the folder to access all the contents which include:

- ***108 days of lesson plans***
- ***Activities in color***
- ***Activities in black and white***
- ***Voice-recorded PowerPoint show***
- ***The Vietnam War book (PowerPoint) to use with activities***
- ***Links and directions to digital activities***



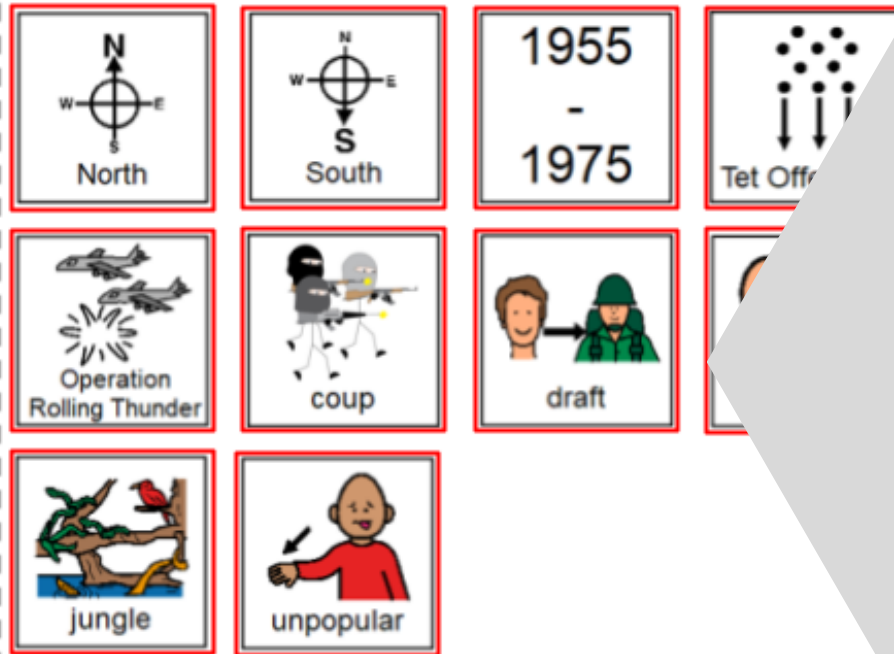
The Vietnam War 1955-1975

There are digital versions for most of the activities in this unit. The book comes in a movie file you can show in google classroom or in a google slide.

Great for review!!



Place the picture in the circle map about the Vietnam War.















There are 2 sets of digital activities. All the activities in both sets are click and drag; there is no typing done by the student.

Perfect for any learning level



Place the features in the correct column depending on which part of Vietnam it applies to. If you are not sure, leave it on this side.

 democratic	 Operation Rolling Thunder	 Tet Offensive	 United States
 Ho Chi Minh	 attacked US warship	 Ngo Dinh Diem	 South Vietnam
 Soviet Union	 invade Cambodia	 lost the war	 won the war

The second set of slides is differentiated with color to add more support to students who are still learning the information. These make great independent work centers.

Save money and get this as part of the US History Bundle.

CLICK HERE

