

Special Ed

MILKWEED

42 activities

chapter questions



Special Needs for Special Kids

These novel units are something I created and started using in my classroom. I had students with significant challenges and most were **non-readers**. They were the best thing I ever did, and my students LOVED them.



Table of Contents

Worksheet pages	Activity	Chapter
6	Suggestions for use	
7	Story board	
8	Title and Author	
9	Color in Poland on map	
10-11	Loud vs quiet sounds	
12-13	Good and bad hygiene habits	
14-16	Facts about war	
17-18	Earliest memory	
19-22	Match item to container	
23-25	Things at a birthday party	
26-27	Greedy or generous actions	
28	What is a curfew?	
29	Do you believe in angels?	
30-32	Things that are black	
33-34	Place to be silly	
35-36	Things that need electricity	
37-39	Things that make a person laugh	
40-41	What were the ghettos?	
42-43	Comparing the city and the ghetto	

Christa Joy, Special Needs for Special
The Picture Communication Symbols ©1981-2019 by Tobii
Worldwide. Used with permission. Boardmaker® is a tra

Table of Contents

Worksheet pages	Activity	Chapter
44-46	What to wear to stay warm	19
47-48	Food found in the ghetto or city	19
49	What does it mean to be cruel?	20
50	Doing the right thing	21-22
51-53	Jealousy	21-22
54-55	Foolish choices	23-24
56-57	Possible or impossible	23-24
58-59	Opposite emotions	25-26
60-61	Good and bad choices to steal	26-26
62-64	Things that are white	27-28
65	Difficult choices	27-28
66	What does it mean to obey?	
67	Which doesn't belong	
68-69	Secrets ok to keep	
70-72	Things in a cemetery	
73	Necessities	
74-76	Hanukkah	
77-78	Things that make you happy	
79	What is deportation?	

Christa Joy, Special Needs
The Picture Communication Symbols ©1981-2019
Worldwide. Used with permission. Boardmaker® is a tra

Table of Contents

Worksheet pages	Activity	Chapter
80-82	Ways to send a warning	
83-84	Things that were gone	39-
85-87	Signs of a concussion	41-43
88-90	Jobs done on a farm	41-43
91-92	Telling stories	44-45
93	What was the Holocaust?	44-45
94-96	Additional novel units	
97-98	Terms of Use	

This novel unit has **42 different activities**. There is an activity for each vignette. These activities are **NOT** comprehension-based. So, even if your students do not pay attention, they can still complete the activity.

Ghettos



When the Germans invaded Poland during World War 2, they forced the Jewish people to live in marked-off sections of towns called ghettos. There were over 1000 ghettos formed, and the largest was in Warsaw in Poland.

Life inside the ghetto was terrible. The ghetto would be surrounded by a 10 foot wall that was topped with barbed wire. There were always guards watching for people who tried to escape or sneak supplies in.

The only food and supplies they received were from the German soldiers. There was not enough food given to the people living in the ghetto to survive. There was also not enough medicine or supplies if someone was sick or injured.

There was some food and supplies smuggled into the ghetto however. This was very dangerous and people caught trying to sneak things inside were killed.

More than 80,000 Jews died while being held in the ghetto in Warsaw, Poland.

Ghettos

1. The ghettos were built to hold the people.
2. Conditions in the ghettos were .
3. The ghettos was surrounded by a 10 foot .
4. There was not enough for the people to survive.
5. Many Jewish people in the ghetto in Warsaw.

For example, most of this book takes place in the ghettos of Warsaw. Students will read or listen to a short passage about the ghettos and answer some questions.



Suggestions for Use


- I made this unit to go along with the book, *Milkweed* by Jerry Spinelli.
- The thought is that you would be reading it aloud to your class at a rate of about 1 chapter per day.
- Be sure to give each student their own copy of the story board (pg. 6) to use while reading and discussing the story.
- Benefits of reading out loud, even to classes made up of severely affected students:
 - Teaches students to sit quietly even when there isn't something for them to do. This is such an important life skill. We all have to spend time sitting and listening to someone we are not that interested in at some point.
 - Parents will LOVE you. Not only will they be excited their child is being exposed to age appropriate material, but you are teaching them how to sit quietly, which will hopefully transfer to home as well.
 - Even with your lowest level learners, you will have 1 or 2 that will truly enjoy the story.
- It can be a calming experience to sit and listen to the teacher read in a methodical way. For students who need more structure, place the number of post-it notes in front of him/her that corresponds to the number of pages you intend to read. Remove a post-it as you finish each page. The visual will help lessen their anxiety.
- You will find activity for most chapters. You will still have plenty to choose from and find those that fit best with your students.
- Differentiation:
 - For any activity, you can quickly differentiate for your lower level learners by using a color coding technique.
 - If sorting, outline each sorting category a certain color and then outline the corresponding pictures the same color.
 - Becomes a matching task.
- There are comprehension questions to accompany this unit. There are 5 questions for every 1-3 chapters with 3 picture answer choices. You will find these (in color and BW) in a separate file.

Suggestions on how I found this activity worked best in my classroom are provided. I typically had 6-8 students with one adult assistant in the room with me.

Milkweed

Novel Unit for Special Education

By
Christa Joy
Special Needs for Special Kids



*This entire novel unit
comes in 2 separate files.
One is completely in color
and one is completely in
black and white.*



This unit comes with a vocabulary board.

Vocabulary boards are great for ALL students to assist with participation and engagement in group discussions.

Tips on how to use in the unit!!

Use the circle map below to illustrate what war is like.



Place the following pictures in the circle map on the previous page.




Place the following pictures in the circle map on the previous page **ONLY IF** it relates to war.



There are circle maps in this unit. Circle maps are a great way for students to see a big idea.

Misha is covered in coal dust, making him black. Complete the circle map below with things that are typically black.



Place the following pictures in the circle map on the previous page.



Place the following pictures in the circle map on the previous page **ONLY** if they are normally black.



Each circle map comes with 2 choices:

An errorless option with only correct answers

An option that has wrong answers mixed in students will need to set aside.

The merry-go-round needs electricity to run. What are some things you do and don't need electricity for?



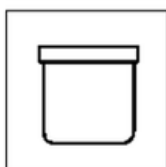
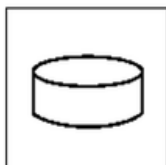

Cut out pictures below and sort into correct column on previous page. If you are not sure, place it on the middle line.



There are sorting activities.


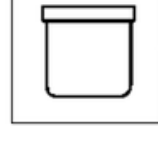
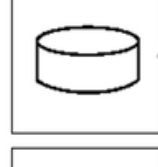
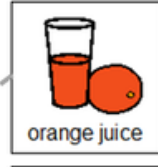
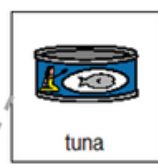
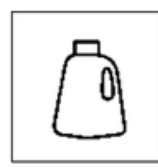
Directions on how to add color coding or a separate differentiated version is included.

Misha would try to guess what was in the package he would steal. Match the container with what is most likely inside.



differentiated

Misha would try to guess what was in the package he would steal. Match the container with what is most likely inside.



There are matching activities.

Differentiated versions with suggestions for differentiation or a differentiated version are included.

My Earliest Memory


One of my earliest memories is when I was years old.

It was in my .


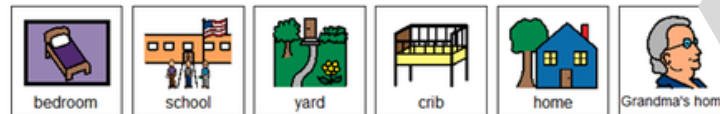
was there with me.

I was holding a .

I felt .



2 3 4 5 6 7



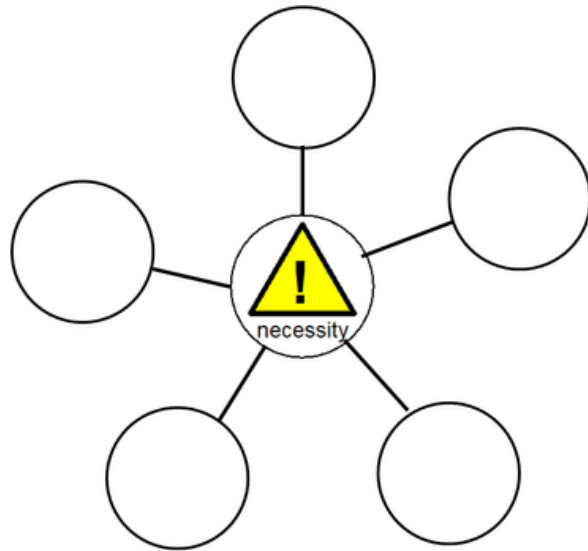
There are writing prompts. These are errorless activities that allow students to write a story independently.

Color in the country of Poland.

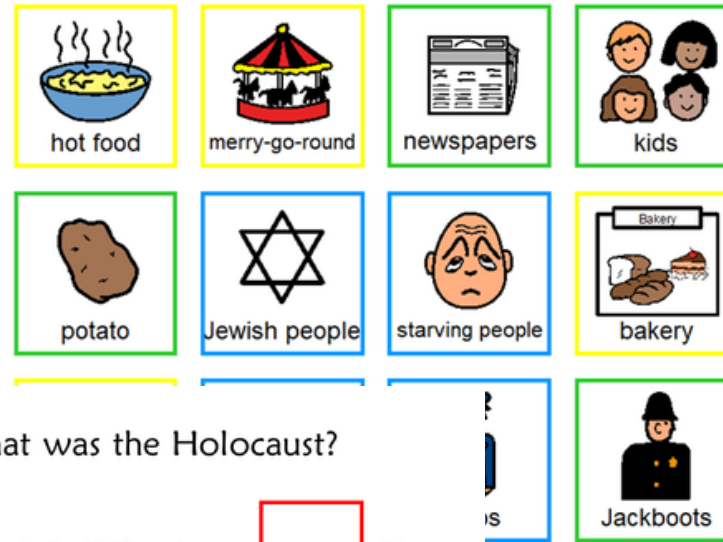
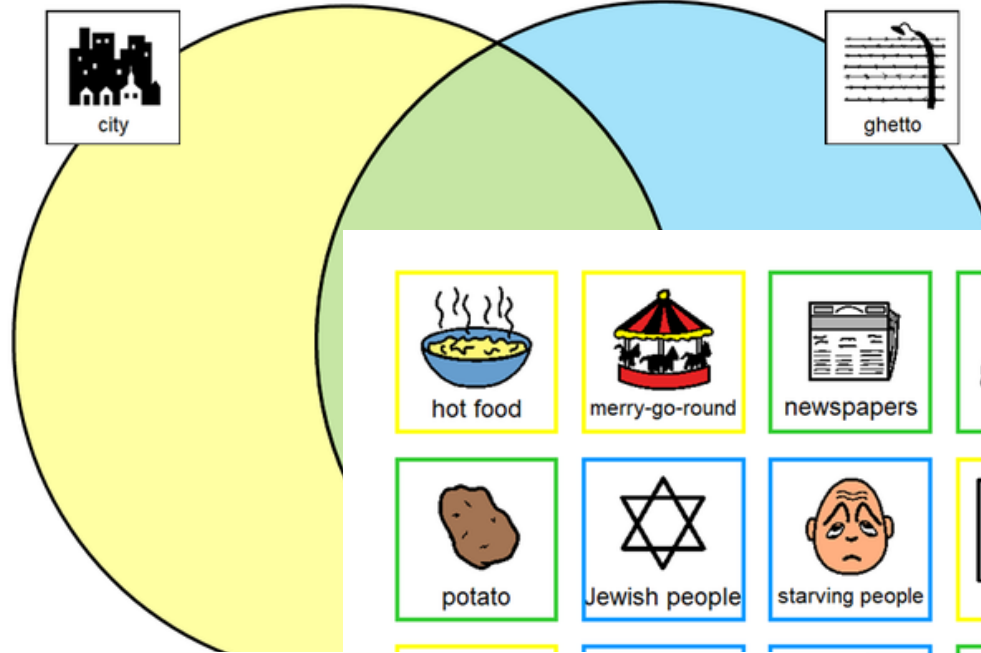
Europe



The people in the ghetto are not even getting the necessities. What would most people consider necessities?



Complete the Venn Diagram comparing the ghetto and the rest of the city.



What was the Holocaust?


The Holocaust was in the 1940s and was a [red box] thing.

Millions of [yellow box] were killed in the Holocaust.

Jewish people were forced into [blue box] that were terrible.

[green box] was the leader of the German army.

The Holocaust occurred during [purple box] in Poland.



Because there are so many activities, you can choose the ones that fit your students the best.

CH 8

1. What had the little girl buried in the ground for Misha?



2. What did the girl invite Misha to?



3. What did Misha take from the party?



4. Who were the soldier painting on the shop windows?

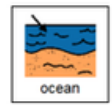


5. Is Misha happy he is not a Jew?



CH 15-16

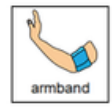
1. Where were all the Jews going?



2. Who did Misha find walking in the crowd?



3. What were all the Jews wearing?



4. What did Misha bring Janina's family?



5. What is Janina's father?



This unit does come with comprehension questions. There are 3 questions for every 1-2 chapters. Each question has 3 picture choices. They are in color and black and white.

Answer key included!!

Special Ed

The Boy in the Striped Pajamas



Special Needs for Special

NUMBER THE STARS
NOVEL UNIT



For
Special
Ed

By
Christa
Joy

I have several novel units that take place during this time in history. It is not an easy thing to read about, but so important to know about. It is a part of our history.

Special Ed

The War that Saved My Life



Special Needs for Special Kids