

Special Ed

THE MAGICIAN'S NEPHEW



Special Needs for Special Kids

25 activities

chapter questions

These novel units are something I created and started using in my classroom. I had students with significant challenges and most were **non-readers**. They were the best thing I ever did, and my students LOVED them.



Table of Contents

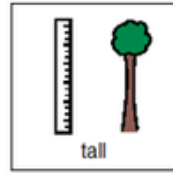
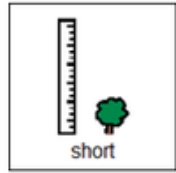
Worksheet pages	Activity	Chapter
5	Suggestions for use	
6	Story board	
7	Title and Author	
8-9	Exploring prompt	
10-11	Sort yellow and green things	
12	What does chivalrous mean?	
13	Do you believe in magic?	
14-15	Loud and quite places	
16-17	I jumped into a pool prompt	
18-19	Loud and quiet sounds	
20-21	Help them find their way out of the castle	
22	What does deplorable mean?	
23-24	Tall and short things	
25-26	Fancy and casual clothes	
27-28	Fair punishment	
29-30	Places people normally sing	
31-32	Pair up animals	
33-34	What sound do the animals make?	
35	Unexpected	

Table of Contents


Worksheet pages	Activity	Chapter
36-37	Animals that fly or walk	12
38-39	What does each animal eat?	12
40-42	Fruit that grows on trees	13
43	Doing the right thing	13
44-45	Consequences	14
46-47	Things that smell good or bad	14
48-49	Miracles	15
50-52	Things made from trees	15
53-55	Additional novel units	
56-57	Terms of Use	

This novel unit has **25 different activities**. There is an activity for each vignette. These activities are NOT comprehension-based. So, even if your students do not pay attention, they can still complete the activity.

The Queen is very tall. Some things are tall, and some are short. Sort the following pictures into the correct column depending on their size.



Place the following images into the correct column on the previous page. If you are not sure, put it on the middle line.



For example, Queen/Witch Jadis is very tall. Students will sort things that are short or tall.

Suggestions for Use

- I made this unit to go along with the book, *The Magician's Nephew* by C.S. Lewis.
- The thought is that you would be reading it aloud to your class at a rate of about 1 chapter per day.
- Be sure to give each student their own copy of the story board (pg. 6) to use while reading and discussing the story.
- Benefits of reading out loud, even to classes made up of severely affected students:
 - Teaches students to sit quietly even when there isn't something for them to do. This is such an important life skill. We all have to spend time sitting and listening to someone we are not that interested in at some point.
 - Parents will LOVE you. Not only will they be excited their child is being exposed to age appropriate material, but you are teaching them how to sit quietly, which will hopefully transfer to home as well.
 - Even with your lowest level learners, you will have 1 or 2 that will truly enjoy the story.
- It can be a calming experience to sit and listen to the teacher read in a methodical way. For students who need more structure, place the number of post-it notes in front of him/her that corresponds to the number of pages you intend to read. Remove a post-it as you finish each page. The visual will help lessen their anxiety.
- You will find activity for most chapters. You will still have plenty to choose from and find those that fit best with your students.
- Differentiation:
 - For any activity, you can quickly differentiate for your lower level learners by using a color coding technique.
 - If sorting, outline each sorting category a certain color and then outline the corresponding pictures the same color.
 - Becomes a matching task.
- There are comprehension questions to accompany this unit. There are 5 questions for most chapters with 3 picture answer choices. You will find these (in color and BW) in a separate file.


Suggestions on how I found this activity worked best in my classroom are provided. I typically had 6-8 students with one adult assistant in the room with me.

Color version

The Magician's Nephew

Novel Unit
for Special Education

By
Christa Joy
Special Needs for Special Kids



Christa Joy, Special Needs for Special Kids
The Picture Communication Symbols ©1981–2019 by Tobii Dynavox. All Rights Reserved
Worldwide. Used with permission. Boardmaker® is a trademark of Tobii Dynavox

2

This entire novel unit comes in 2 separate files. One is completely in color and one is completely in black and white.

This novel is the prequel to *The Lion, the Witch, and the Wardrobe*. Learn how Narnia was created!!

Story Board : to use while reading and for class discussions.
Laminate and make 1 copy for each student.



This unit comes with a vocabulary board.

Vocabulary boards are great for ALL students to assist with participation and engagement in group discussions.


Tips on how to use in the unit!!

What kind of fruit grows on trees?




errorless

Place the following in the circle map showing some fruit that grows on trees.



Place the following on the previous page **ONLY IF** they are fruits that grow on trees.

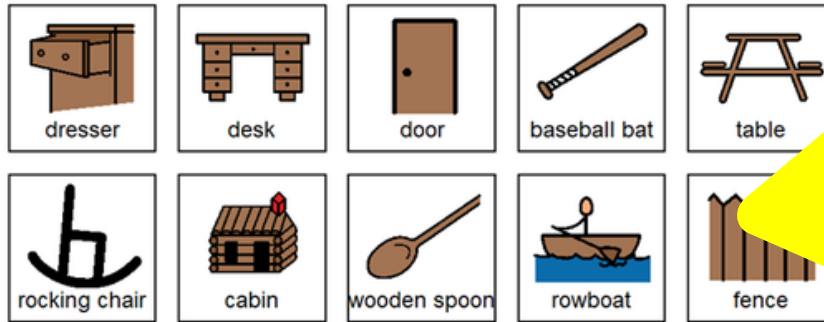


There are circle maps in this unit. Circle maps are a great way for students to see a big idea.

What are some things Digory could have made from the tree?



Place the following in the circle map showing some things you could make from a tree.



Place the following on the previous page **ONLY IF** they are something you could make from a tree.





Each circle map comes with 2 choices:


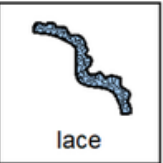

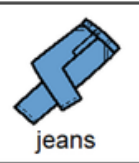
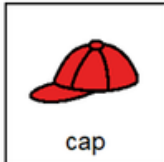









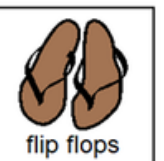

An errorless option with only correct answers

An option that has wrong answers mixed in students will need to set aside.

Uncle Andrew gets dressed up. Sort the following clothes into the correct column depending on if they are considered fancy or casual.




Place the following images into the correct column on the previous page. If you are not sure, put it on the middle line.

 top hat	 lace	 sweat shirt	 jeans
 cap	 T-shirt	 dress	 tank top
 high heels	 jewelry	 shorts	 suit
 dress shirt	 sweat suit	 flip flops	 stockings

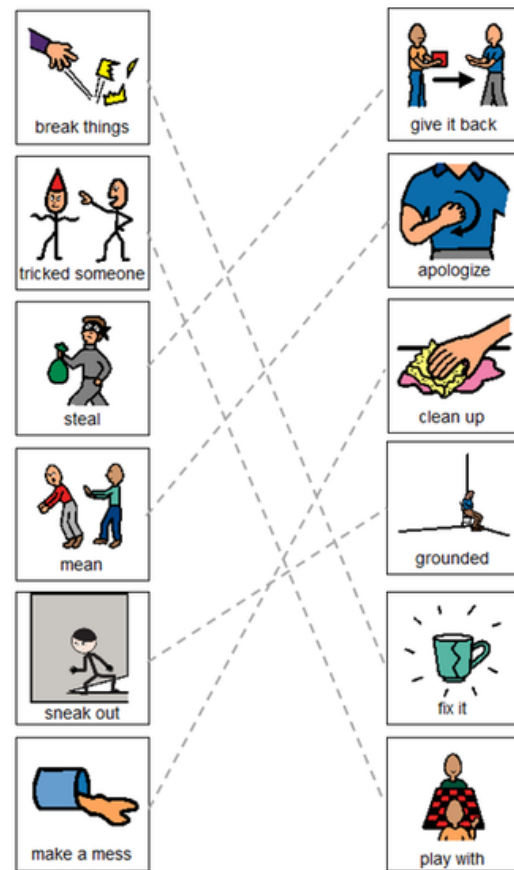
There are sorting activities.

Directions on how to add color coding or a separate differentiated version is included.

Polly was punished for coming home late and wet. What do you think would be a fair punishment for each of the following actions on the right.



Polly was punished for coming home late and wet. What do you think would be a fair punishment for each of the following actions on the right.



There are *matching activities*.

Differentiated versions with suggestions for differentiation or a differentiated version are included.

Exploring

I decided to go exploring in the

I took a

with me.

I asked my


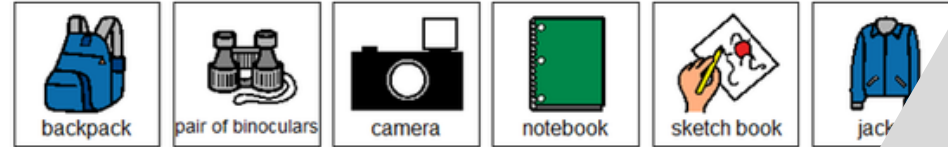
if they wanted to come along

I saw a lot of

with my binoculars.



I brought a

home to remember the day by.



There are writing prompts.
These are errorless
activities that allow
students to write a story
independently.

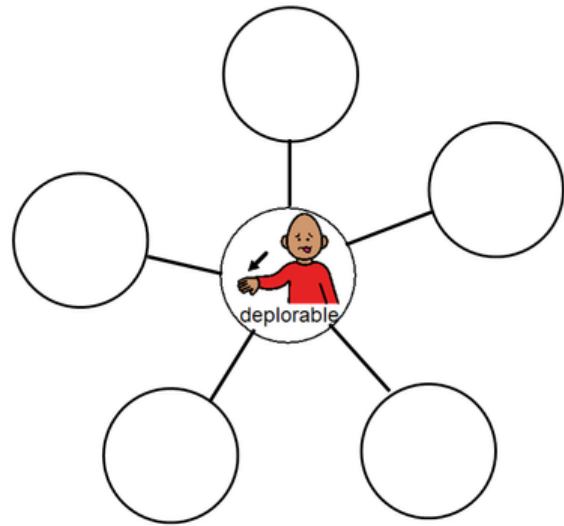
Sort things that are normally yellow or normally green.




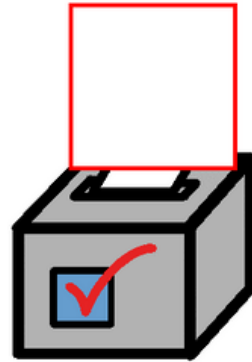


Cut apart the pictures and sort onto previous. If you are not sure, put in on the middle line.

banana	school bus	green beans	canary
grasshopper	grass	sun	zucchini
Christmas tree	lemon	broom	bird
daffodil	sweet peas	holly	egg

What does deplorable mean?



Time to vote!! Do you believe in magic?



Doing the right thing is not always easy. Sometimes the right thing is hard to figure out, but doing the right thing usually makes us feel better.

Doing the right thing can be



Doing the right thing can be



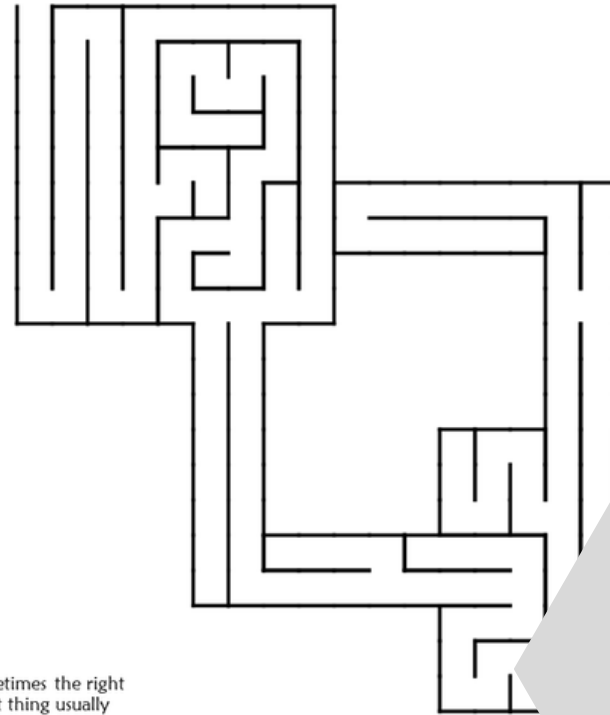
Doing the right thing is



Doing the right thing will make you feel



Help the Queen, Digory and Polly find their way out of the castle.




Because there are so many activities, you can choose the ones that fit your students the best.



CH

CH 2


1. Had Uncle Andrew burned the box like his godmother had asked him to?




2. What was special about Uncle Andrew's godmother?



3. What was in the box?



4. What does Uncle Andrew use to send people to the Other Place?



5. What do you use to get back from the Other Place?



Christa Joy, Special Needs for Special Kids

The Picture Communication Symbols ©1981–2020 by Tobii Dynavox. All Rights Reserved Worldwide. Used with permission. Boardmaker® is a trademark of Tobii Dynavox

CH 2

CH 5

1. Who did Digory wake up when he rang the bell?



2. How did the Queen get through the black door?



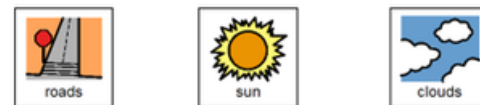
3. Who had turned the city quiet and still?



4. What did the Queen say she used to turn the city quiet?



5. What was different in this world compared to the real world?



Christa Joy, Special Needs for Special Kids

The Picture Communication Symbols ©1981–2020 by Tobii Dynavox. All Rights Reserved Worldwide. Used with permission. Boardmaker® is a trademark of Tobii Dynavox

CH 5

This unit does come with comprehension questions. There are 3 questions for every chapter. Each question has 3 picture choices. They are in color and black and white.

Answer key included!!

Special Ed

THE LION, THE WITCH,
AND THE WARDROBE



SPECIAL ED

I also have *The Lion, the Witch,
and the Wardrobe*.

