

KOREAN WAR



INCLUDES GOOGLE SLIDES



This unit was created with this guy in mind. He has autism and an intellectual disability. He is a non-reader but shows interest in what his peers are learning. He is my tester!!

Korean War 1950-1953

By
Christa Joy
Special Needs for Special Kids



Christa Joy, Special Needs for Special Kids
The Picture Communication Symbols ©1981-2019 by Tobii Dynavox. All Rights Reserved
Worldwide. Used with permission. Boardmaker® is a trademark of Tobii Dynavox

Table of Contents

Pages	Activity
4-5	Vocabulary board
6-9	Vocabulary cards
10-19	Vocabulary cut and paste
20-28	Timeline cards (in color only)
29-32	Circle map
33-36	Id countries on map
37-38	What is the United Nations?
39-43	Korean and Vietnam Wars Venn Diagram
44-47	Cut and paste timeline
48-54	Vocabulary Sudoku puzzle
55-56	Vocabulary word search
57-61	Close worksheets
62-72	Assessment
73-74	Terms of Use

Also included in this resource as separate files:

- Lesson plans
- Links and directions to digital activities
- PowerPoint (this is the book in the lesson plans)
- Voice recorded PowerPoint
- Activities in black and white

Christa Joy, Special Needs for Special Kids
The Picture Communication Symbols ©1981-2019 by Tobii Dynavox. All Rights Reserved
Worldwide. Used with permission. Boardmaker® is a trademark of Tobii Dynavox

This unit contains 9 days of material that is in both printable and digital formats. I have included a detailed lesson plan to help you make the most of everything in this unit including how to add some group activities.

It comes in 2 separate files. One in color and one in black and white.

Korean War Lesson Plan

Quick Look

Preparation

- Print out a vocabulary board for each student to use throughout unit
 - Laminate or place in page protector
- Book
 - Print out, laminate, and bind
 - OR your students can listen to the pre-recorded version
- Vocabulary cards
 - Print out a set of cards onto cardstock and laminate
 - Make one set for each student and also one for the teacher to use in I Spy games
- Timeline cards
 - Print out a set of cards onto cardstock and laminate
 - For additional ideas on how to use these, go to: <https://specialneedsforspecialkids.org/2018/06/13/making-a-life-sized-timeline/>

Preassessment (do day 1 before starting lesson)

- Choose the form of the assessment that best fits the lesson
- Give the assessment to assess what your students may know
- I cannot emphasize enough how important this step is for growth, this preassessment is so important!!

Teaching Tips

1. **Color Coding:** this is a really easy way to add more structure to an activity. Outline or color in an empty box or sorting in the corresponding picture symbols the same colors. Be consistent.
 - a. For more info, read more here: <https://specialneedsforspecialkids.org/2015/09/differentiation/>
 - b. I also have a blog post on differentiating one activity at a time: <https://specialneedsforspecialkids.org/2018/10/3-ways-easily-and-effectively/>
2. **Make your own copies of the activities:** Every day I refer to the activities I did yesterday. For that reason:
 - a. I often complete the activity myself and often I refer to that I could use year after year.

Day	Activity	Day	Activity
1	<ul style="list-style-type: none"> • Book • Vocab cards intro • Circle map 	6	<ul style="list-style-type: none"> • Book • Timeline activity • Vocab cards cut and paste • Vocabulary puzzle
2	<ul style="list-style-type: none"> • Book • Vocab cards activity • Timeline activity • Identify countries 	7	<ul style="list-style-type: none"> • Book • Timeline activity • Vocab cards • Vocabulary
3	<ul style="list-style-type: none"> • Book • Vocab cards activity • Timeline activity • What is the UN? 	8	<ul style="list-style-type: none"> • Book • Timeline • Vocab • Close
		9	<ul style="list-style-type: none"> • A

Day 2

Activity	Notes	Materials
Read or listen to a recording of the book (10 minutes)	<ul style="list-style-type: none"> • Read through the story, asking lots of questions • Continue to make connections between book and vocabulary board 	<ul style="list-style-type: none"> • book • Vocabulary board
Vocabulary cards I Spy Game (10 minutes)	<ul style="list-style-type: none"> • Determine how many cards your students can handle in front of them. This can vary, some students may be able to have all the cards, so may only be able to handle a field of 3-5 • Since this is the first time playing this game, I make it easy. Hold up a card, and have students find the matching one and hold it up • Discuss relevant points on the card <ul style="list-style-type: none"> ◦ You can also play this game in this manner having them find the symbol on their vocabulary board 	<ul style="list-style-type: none"> • Vocabulary cards (student set and teacher set) • Vocabulary board
Large Timeline Cards (10 minutes)	<ul style="list-style-type: none"> • Pass the cards out to the students and have them arrange themselves in the correct order <ul style="list-style-type: none"> ◦ You can put index cards with the date on the floor ahead of time, so they just have to find the card that matches the date on their flashcard • Have each student step forward as you talk about their card 	<ul style="list-style-type: none"> • Large timeline cards
Circle map review (5 minutes)	<ul style="list-style-type: none"> • Review the worksheet completed yesterday 	<ul style="list-style-type: none"> • Worksheet completed yesterday
Map activity (10 minutes)	<ul style="list-style-type: none"> • Complete the maps showing the countries involved in Korean War (there are 2) <ul style="list-style-type: none"> ◦ There is a color-coded version for students who need more support • Make connections to the book as necessary • Compare to a maps and globes typically used in your classroom 	<ul style="list-style-type: none"> • Worksheet • Crayons • Maps, globes
Sharing (10 minutes)	<ul style="list-style-type: none"> • Each student shares their finished maps with the group using the communication method of their choice 	<ul style="list-style-type: none"> • Completed worksheets • Communication devices

The lesson plans contain:

- Overall tips for teaching students with significant needs
- A quick look at what you will do each day
- Detailed instructions on how that day's lesson should run

After World War 2 in the 1940's Korea split into 2 separate countries. **North Korea** was led by communist rule, and the south had a more democratic or capitalist government. They country was divided along the **38th parallel**.

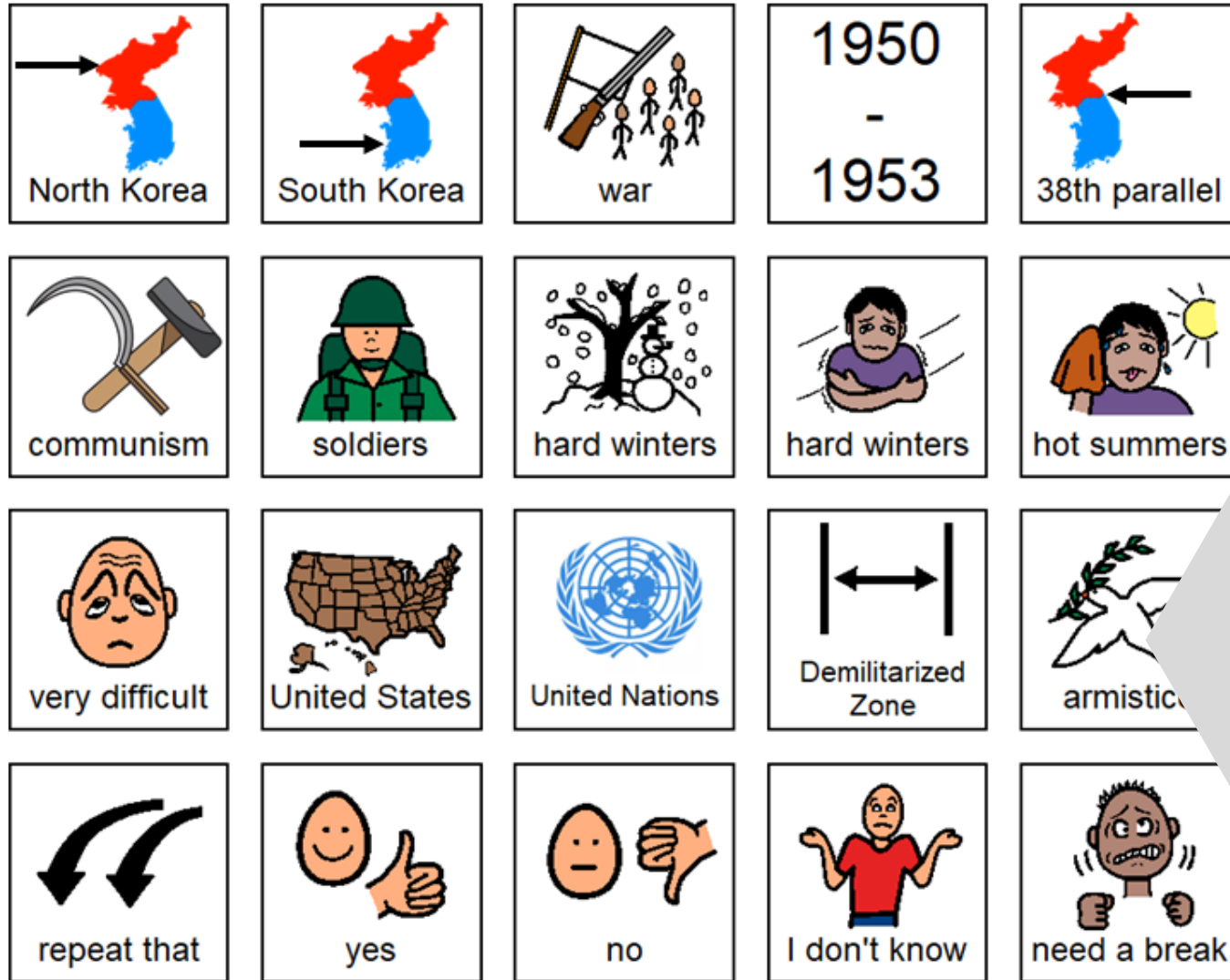


This unit contains a 26 page book that reviews the main facts about the war using photos and simple text.

Both books come in a PowerPoint version as well as a voice-recorded PowerPoint (so you don't have to print it out.) There are also movie versions you can use in google slides.

For a long time, neither the North or the South could make any headway across the 38th parallel. They simply stayed there and fought while holding their position.





ChristaJoy, Special Needs for Special Kids
 The Picture Communication Symbols ©1981-2018 by Tobii Dynavox. All Rights Reserved
 Worldwide. Used with permission. Boardmaker® is a trademark of Tobii Dynavox

This unit comes with a vocabulary board.

Vocabulary boards are great for ALL students to assist with participation and engagement in group discussions.

Tips on how to use in the unit!!

Also in black and white

Battle of Inchon

Battle led by MacArthur that allowed South Korean troops to reclaim most of their country.



armistice

A pause in fighting brought about by agreement between the two sides.



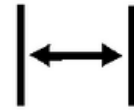
stalemate

A tie. Neither side wins, but agrees to stop fighting.



Demilitarized Zone

Heavily guarded area that separates North and South Korea where no fighting can occur.



Syngman Rhee



Douglas MacArthur



proxy war



United Nations



North Korea

Part of Korea under communist control and led by Kim Il-sung; supported by Soviet Union



South Korea

Part of Korea that was more democratic and led by Syngman Rhee; supported by the US




38th parallel

Dividing line between North and South Korea.



Kim Il-sung

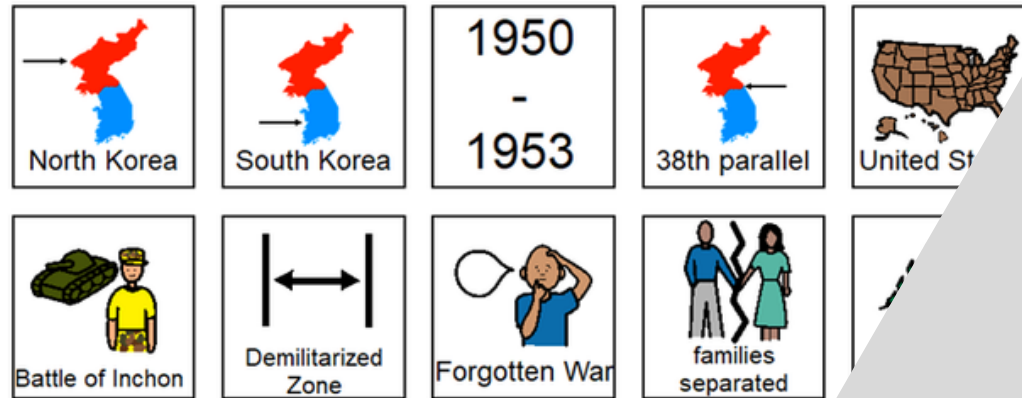
Communist leader of North Korea during the war.



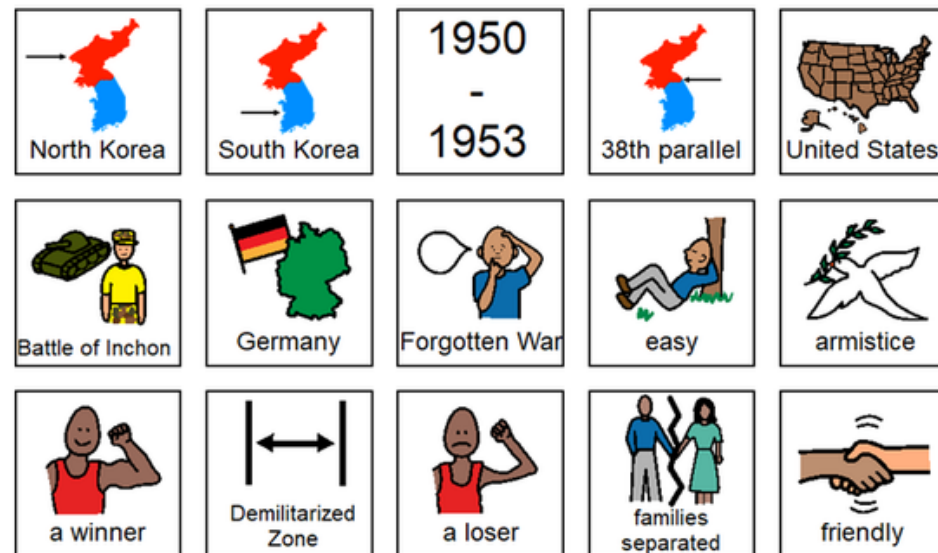
There are vocabulary cards students will use every day for a group activity. There is also a cut and paste activity.

Errorless version

Place the pictures in the circle map on previous page about the Korean War.



Place the pictures in the circle map on previous page **ONLY IF** you think it relates to the Korean War.



Christa Joy, Sp
The Picture Communication Symbols (PCS) Worldwide. Used with permission.

This unit contains a circle map that reviews the main facts from the book.

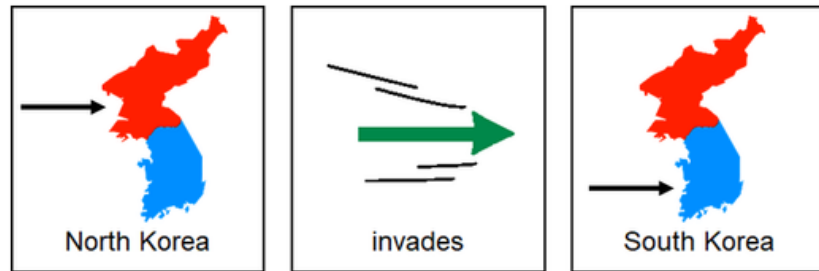
There are 2 versions:

- Errorless option with only correct answers
- Wrong answers mixed in that students will have to set aside.



June 1950

North Korean invades South Korea

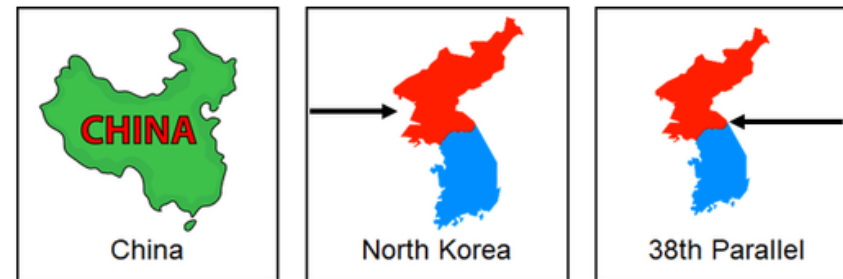


Christa Joy, Special Needs for Special Kids
The Picture Communication Symbols ©1981–2018 by Tobii Dynavox. All Rights Reserved
Worldwide. Used with permission. Boardmaker® is a trademark of Tobii Dynavox



December 1950

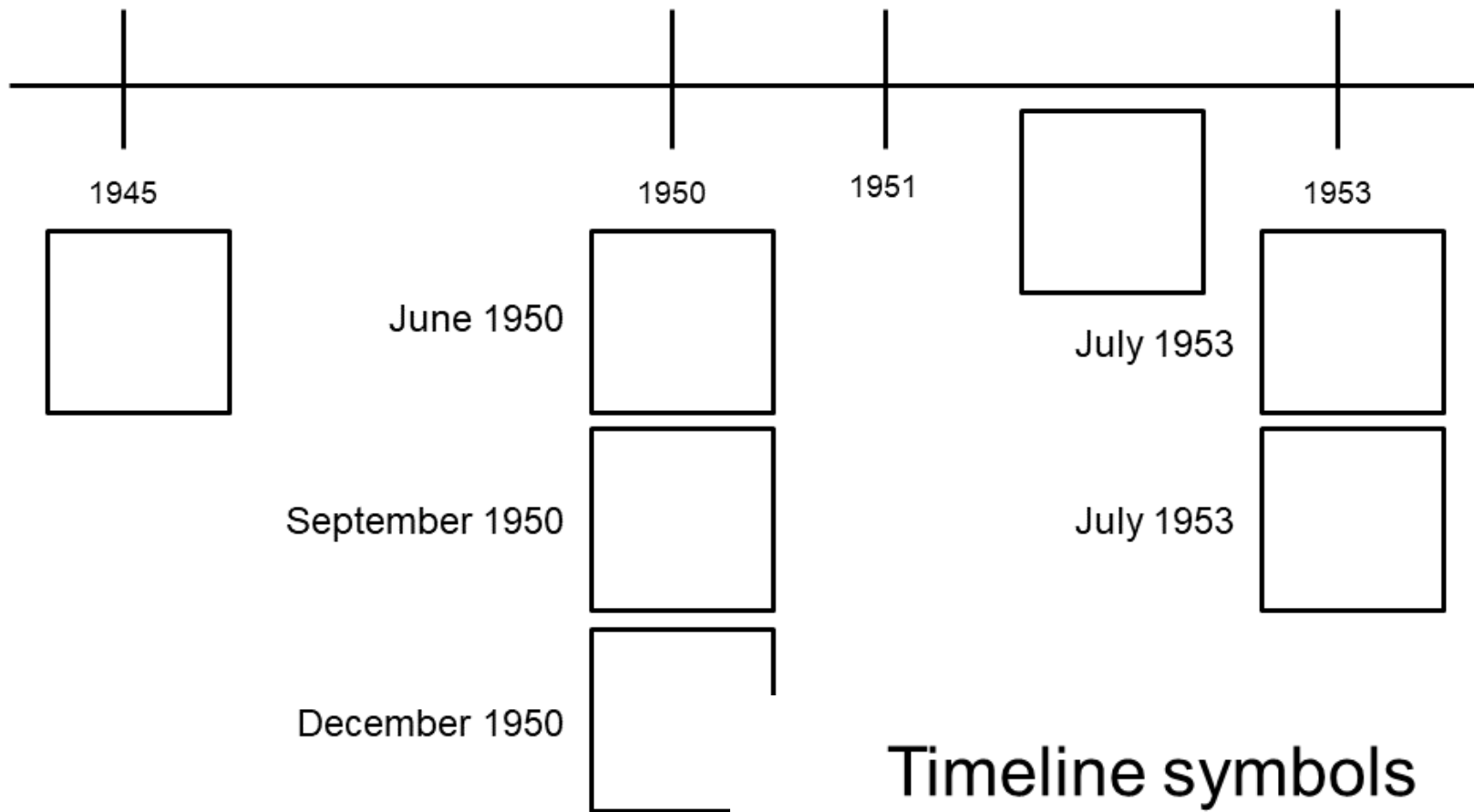
China joins the North Korea to drive South Korea back to 38th parallel









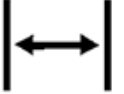
Christa Joy, Special Needs for Special Kids
The Picture Communication Symbols ©1981–2018 by Tobii Dynavox. All Rights Reserved
Worldwide. Used with permission. Boardmaker® is a trademark of Tobii Dynavox

There are 8 large timeline cards with instructions on how to use these in a daily group activity.

Timeline Korean War



The Picture Communication
Worldwide. Used with p

 War continues	 Armistice	 Korea divides	 S. Korean invades N. Korea
 Battle of Inchon	 China sends troops	 DMZ established	

There is a cut and paste timeline as well. Directions on how to differentiate it and add more structure are included.

1. Color in the United States.
2. Circle Korea.



1. Color in North Korea red.
2. Color in South Korea blue.
3. Highlight the 38th parallel in yellow.

The Pict

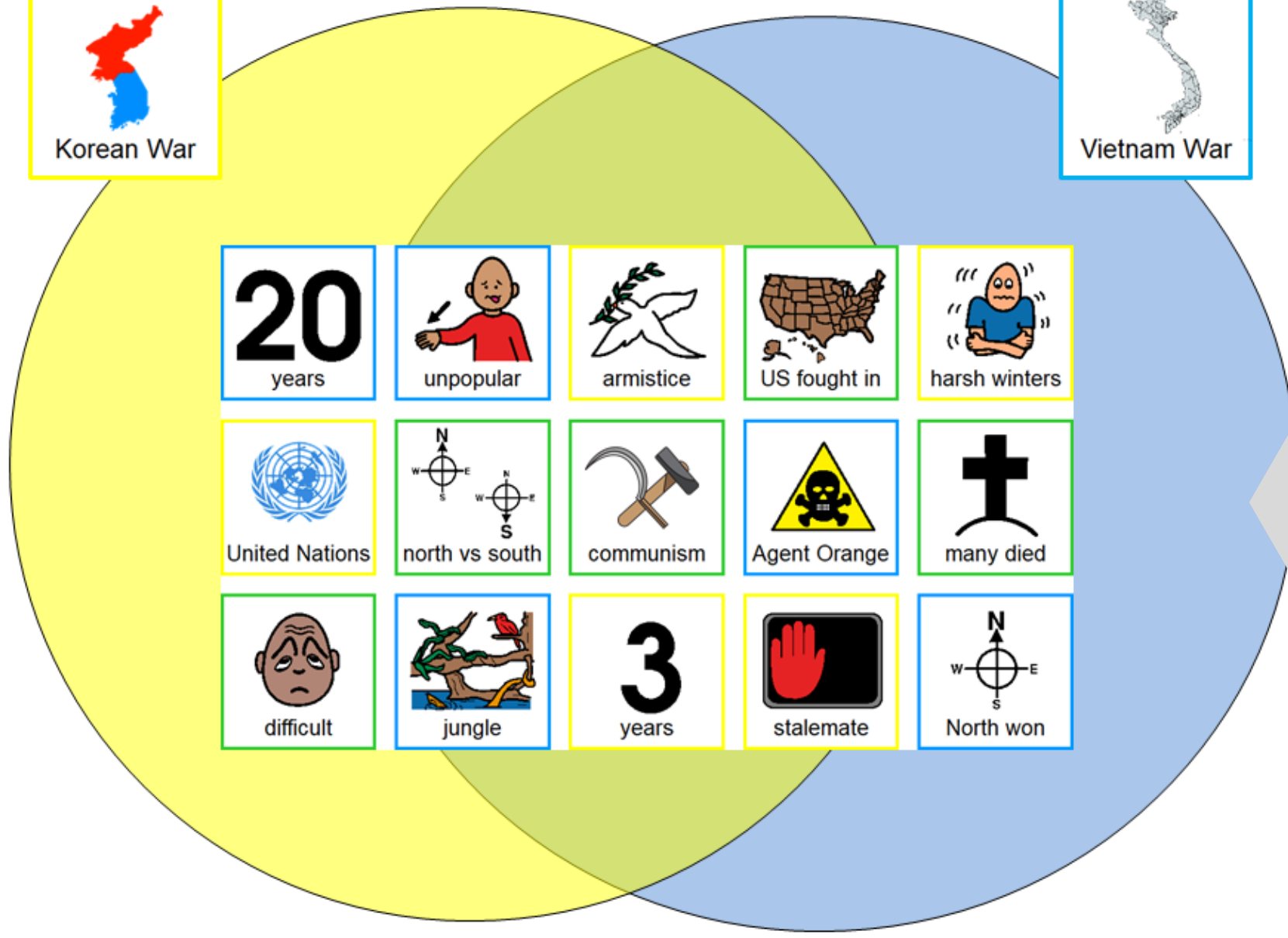


Christa Joy, Special Needs for Special Kids
The Picture Communication Symbols ©1981-2018 by Tobii Dynavox. All Rights Reserved Worldwide. Used with permission. Boardmaker® is a trademark of Tobii Dynavox

Students will find on a map:

- North Korea
- South Korea
- 38th parallel
- United States

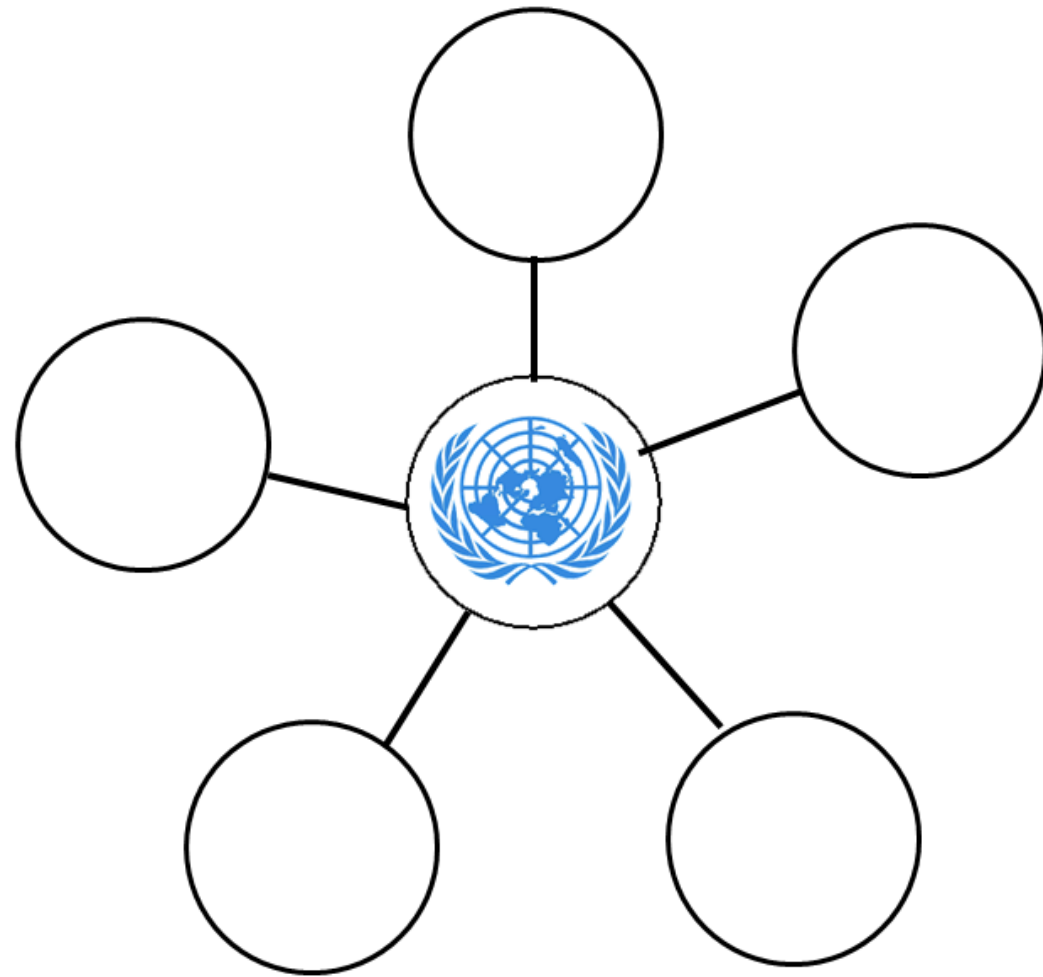
There is a differentiated version (shown here) included.



This is a Venn Diagram comparing the Korean and Vietnam Wars. A color-coded version is included.

These facts are covered in the book.






















The United Nations is a group of over 190 countries that work together. What does the United Nations do?






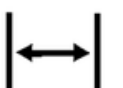





There is a word map reviewing some of the functions of the United Nations.

This is an errorless activity.

Korean War

	 S. Korea	 N. Korea	 DMZ		
	 armistice	 UN	 Battle at Incheon		 N. Korea
 N. Korea	 UN				 Battle at Incheon
	 Battle at Incheon		 N. Korea	 armistice	
 UN	 N. Korea	 S. Korea		 Battle at Incheon	
 armistice	 DMZ		 UN	 N. Korea	

Korean War

	 DMZ		 N. Korea
 S. Korea			 DMZ
 DMZ		 N. Korea	 Battle at Incheon
 N. Korea			 S. Korea
















Students will have the opportunity to work with new vocabulary with 2 different puzzles.

C	O	M	M	U	N	I	S	M	D	M	B	B	Z	L
V	G	C	M	A	C	A	R	T	H	U	R	E	N	P
Z	I	C	X	I	R	C	P	R	O	X	Y	W	A	R
W	K	A	R	M	I	S	T	I	C	E	P	F	H	G
Z	M	K	K	I	H	R	S	B	G	U	R	Z	P	R
M	D	E	M	I	L	I	T	A	R	I	Z	E	D	H
O	F	Z	Q	E	T	L	G	J	C	S	U	E	U	N
U	N	I	T	E	D	N	A	T	I	O	N	S	Y	G
L	H	P	O	S	O	U	T	H	K	O	R	E	A	P
W	I	P	L	S	P	K	I	K	Y	I	W	C	X	N
A	S	T	A	L	E	M	A	T	E	M	J	G	S	B
D	Y	E	H	R	T	M	K	L	J	D	G	Y	B	Z
L	B	A	T	T	L	E	A	T	I	N	C	H	O	N
L	T	P	S	T	V	N	O	J	R	E	F	S	U	Q
T	U	A	X	N	O	R	T	H	K	O	R	E	A	I

Place the following images in the empty squares on the previous page, completing the sudoku puzzle.

Christa Joy, S5
The Picture Communication Symbols
Worldwide. Used with permission

Christa Joy, Special Needs for Special Kids
symbols ©1981-2019 by Tobii Dynavox. All Rights Reserved
mission. Boardmaker® is a trademark of Tobii Dynavox

 S. Korea	 S. Korea	 S. Korea	 S. Korea	 Battle at Incheon
 Battle at Incheon	 armistice	 armistice	 armistice	 DMZ
 DMZ	 DMZ	 DMZ	 UN	 UN

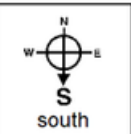
Battle at Incheon	North Korea	demilitarized	armistice
proxy war	South Korea	communism	stalemate
United Nations	MacArthur		

Korean War

1. The Korean War was between and Korea.
2. The United States supported .
3. was the leader of North Korea.
4. was the leader of South Korea.
5. The Korean War lasted for years.



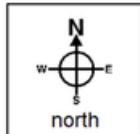
Kim Il-Sung



south



South Korea



north

3

three



Syngman Rhee

Korea War

6. The US entered the war in the .
7. led the US troops.
8. entered the war when North Korea was pushed far north.
9. The Korean War ended when an was signed.
10. The was built following the war as a place no fighting could occur.



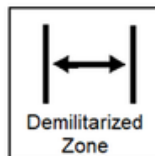
China



Battle at Inchon



Douglas MacArthur



Demilitarized Zone




armistice

Close worksheets are a great informal assessment. This unit has 2 that review the main facts from the book.

Answer key included.

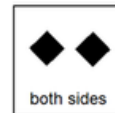
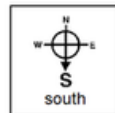
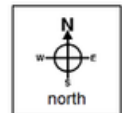
1. What was the US trying to stop the spread of when they joined the Korean War?



2. Who decided to send troops to protect South Korea?



3. Which side attacked first, North or South Korea?



4. Who led the US soldiers?

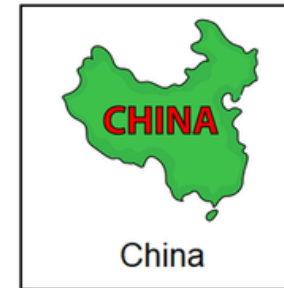


5. Who entered the war when North Korea was pushed all the way to the Northern part of the country?



Print onto cardstock or mount on index cards. Cut pictures apart and show student answer choices for each question.

Q 5



Q 6

Version 3

- What was the US trying to stop the spread of when they joined the Korean War?
 - Virus
 - Democracy
 - Communism
- Who decided to send troops to protect South Korea?
 - China
 - United Nations
 - Japan
- Which side attacked first, North or South Korea?
 - North
 - South
 - Both sides
- Who led the US soldiers?
 - Kim Il-sung
 - Syngman Rhee
 - MacArthur
- Who entered the war when North Korea was pushed all the way to the Northern part of the country?
 - Japan
 - France
 - China
- Where did the war stall for three years?
 - By ocean
 - 38th parallel
 - In desert



in desert

FINALLY the assessment!! There are 3 versions.

- 10 questions with 3 picture choices for each question
- cut out the answer choices and glue them on index cards
- traditional multiple choice

Answer key included.

This resource comes in a zipped folder. You will need to unzip the folder to access all the contents which include:

- ***9 days of lesson plans***
- ***Activities in color***
- ***Activities in black and white***
- ***Voice-recorded PowerPoint show***
- ***The Korean War book (PowerPoint) to use with activities***
- ***Links and directions to digital activities***



The Korean War 1950-1953

There are digital versions for most of the activities in this unit. The book comes in a movie file you can show in google classroom or in a google slide.

Christ



Great for review!!

There are 2 sets of digital activities. All the activities in both sets are click and drag; there is no typing done by the student.

Perfect for any learning level

Place in the pictures in the correct place on the Venn diagram.

20 years	unpopular	
US fought in	harsh winter	
north vs south	communism	
many died	difficult	jung
3 years	stalemate	North won

Christine Arz, Special Needs for Special Eds
The Picture Communication Symbols © 2000-2010 by Tobi Dynamics. All Rights Reserved
Worldwide. Used with permission. Boardmaker® is a trademark of Tobi Dynamics.

The second set of slides is differentiated with color to add more support to students who are still learning the information. These make great independent work centers.

Save money and get this as part of the US History Bundle.

CLICK HERE

