



FLAG DAY

**For
Special
Ed**



ALSO INCLUDES GOOGLE SLIDES



This unit was created with this guy in mind. He has autism and an intellectual disability. He is a non-reader, and loves to say the pledge of allegiance. With some support he is able to do this unit, and enjoys the challenge. He is my tester!!

Flag Day Unit

By
Christa Joy
Special Needs for Special Kids



Table of Contents

Pages	Activity
4-5	Vocabulary board
6-9	Circle map
10-11	Calendar activity
12	Color the flag
13-15	Writing prompt
16-17	Close worksheet
18-19	Terms of Use

Also included in this resource as separate files:

- Links and directions to digital activities
- PowerPoint (**this is the book in the lesson plan**)
- Voice recorded PowerPoint
- Activities in black and white

This unit contains 5 activities plus 10 google slides.

It comes in 2 separate files. One in color and one in black and white.



Of course, the flag looked different then. It had 13 stripes alternating red and white to represent the 13 colonies. That is still true today.

©ChristaJoy_SNSK



Since then, the flag has changed a total of 27 times. Each time a new state was added, a star was added to the blue rectangle. The last change was on July 4, 1960 when Hawaii was added as the 50th state.

©ChristaJoy_SNSK

There is a 19-page book with simple text and engaging photos.

It comes in a PowerPoint version as well as a movie version you can use in google slides.

Flag Day

Errorless version

Cut apart pictures and place in circle map about Flag Day.



Cut apart pictures and place in circle map **ONLY IF** they relate directly to Flag Day.



Christ
The Picture Communication!
Worldwide. Used with pe

There is a circle map that reviews the main points from the book. This is an errorless activity.

There are 2 versions:

- errorless
- wrong answers mixed in to set aside

Flag Day




JUNE 2023

Sun	Mon	Tue	Wed	Thu	Fri	Sat
28	29	30	31	1	2	3
4	5	6	7	8	9	10
11	12	13	14	15	16	17
18	19	20	21	22	23	24
25	26	27	28	29	30	1

Students will identify Flag Day on a calendar.

The calendar is updated annually.

Color the flag



Students will color in the American flag.

Flag Day



Flag Day is a holiday.

I plan to celebrate with my .


We are going to go to a .

We will take time to remember .

I think our flag is .



There is a writing prompt for students to complete. This is a great way for students to write their own stories. It is an errorless activity.



Flag Day



Flag Day is a holiday on June

Flag Day commemorates the design of our .

Flag day is a federal holiday.

made Flag Day an official day to celebrate.

Betsy Ross is believed to have our first flag.



There is a fill-in-the-blank worksheet highlighting some main points about Flag Day.

The background of the entire page is a close-up, slightly blurred image of the American flag, showing the stars and stripes. Overlaid on the left side is a white-bordered rectangular area containing a video player. The video player has a play button icon in the center. The text 'Flag Day June 14' is displayed in a white box at the top of the video player. The author's name 'by Christa Joy' is in the bottom right corner of the video player.

Flag Day June 14

by
Christa Joy

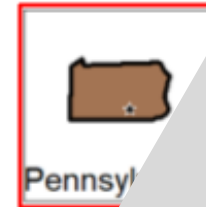

This unit also includes digital versions of the activities.

Students can watch a movie book version of the book rather than printing it out.

Great for review



Place the following pictures in the circle map to show facts about Flag Day.



Each activity is set up so students can click and drag answers. No typing is required.

Perfect for every learning level




Flag Day

Flag Day is a holiday on June



Flag Day commemorates the design of our




Flag day is




a federal holiday.

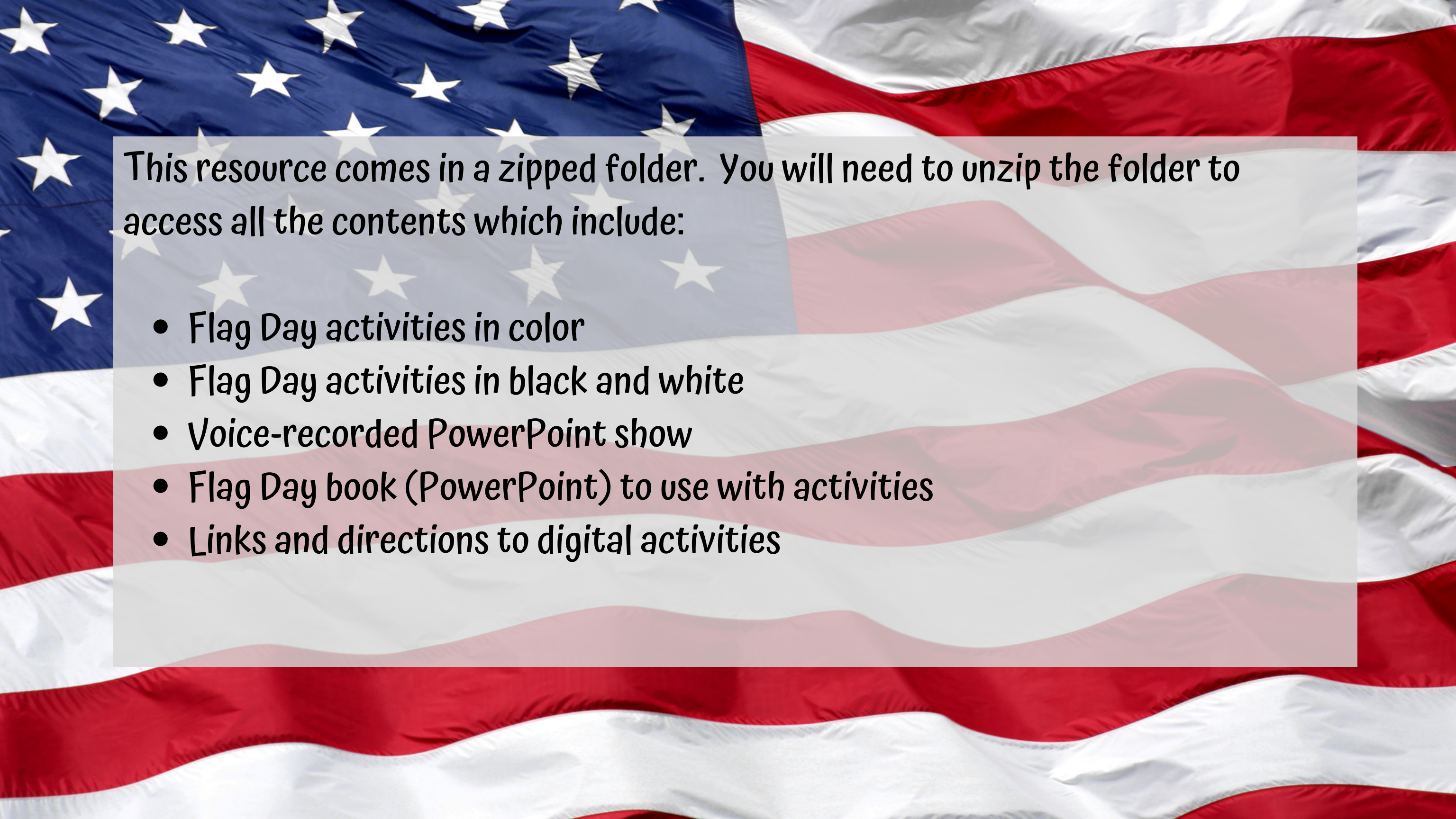
 made Flag Day an official day to celebrate.

Betsy Ross is believed to have  our first flag.

Use the following pictures to complete the facts about Juneteenth.



The second set of slides uses color for differentiation and extra support for students who may need it. Mix and match slides from both sets to make the perfect set for each student.

The background of the entire image is a close-up, slightly blurred view of the American flag, showing the stars and stripes in detail. The flag is waving, creating a sense of movement. A semi-transparent white rectangular box is overlaid on the left side of the image, containing text and a list of items.

This resource comes in a zipped folder. You will need to unzip the folder to access all the contents which include:

- ***Flag Day activities in color***
- ***Flag Day activities in black and white***
- ***Voice-recorded PowerPoint show***
- ***Flag Day book (PowerPoint) to use with activities***
- ***Links and directions to digital activities***