



# FLAG DAY

**For  
Special  
Ed**



**ALSO INCLUDES GOOGLE SLIDES**



## For students who:

- are emerging or non-readers
- take alternate assessments
- are in special education
- short-attention span
- lack pre-requisite skills
- benefit from the use of pictures for support

# Flag Day Unit

By  
Christa Joy  
Special Needs for Special Kids



## Table of Contents

| Pages | Activity          |
|-------|-------------------|
| 4-5   | Vocabulary board  |
| 6-9   | Circle map        |
| 10-11 | Calendar activity |
| 12    | Color the flag    |
| 13-15 | Writing prompt    |
| 16-17 | Close worksheet   |
| 18-19 | Terms of Use      |

Also included in this resource as separate files:

- Links and directions to digital activities
- PowerPoint (**this is the book in the lesson plan**)
- Voice recorded PowerPoint
- Activities in black and white

This unit contains 5 activities plus 10 google slides.

It comes in 2 separate files. One in color and one in black and white.



Of course, the flag looked different then. It had 13 stripes alternating red and white to represent the 13 colonies. That is still true today.

©ChristaJoy, SNSK



Since then, the flag has changed a total of 27 times. Each time a new state was added, a star was added to the blue rectangle. The last change was on July 4, 1960 when Hawaii was added as the 50<sup>th</sup> state.

©ChristaJoy, SNSK

There is a 19-page book with simple text and engaging photos.

It comes in a PowerPoint version as well as a movie version you can use in google slides.

# Flag Day



Cut apart pictures and place in circle map about Flag Day.



Cut apart pictures and place in circle map **ONLY IF** they relate directly to Flag Day.




There is a circle map that reviews the main points from the book. This is an errorless activity.

There are 2 versions:

- errorless
- wrong answers mixed in to set aside

## Flag Day 2026


| SUN   | MON | TUE | WED | THU | FRI | SAT |
|---|-----|-----|-----|-----|-----|-----|
| 31  | 1   | 2   | 3   | 4   | 5   | 6   |
| 7   | 8   | 9   | 10  | 11  | 12  | 13  |
| 14  | 15  | 16  | 17  | 18  | 19  | 20  |
| 21  | 22  | 23  | 24  | 25  | 26  | 27  |
| 28  | 29  | 30  | 1   | 2   | 3   | 4   |

Christa Joy, SNSK

Students will identify Flag Day on a calendar.

The calendar is updated annually.

Color the flag



Students will color in the American flag.

# Flag Day



Flag Day is a  holiday.

I plan to celebrate with my .

We are going to go to a .

We will take time to remember .

I think our flag is .

Christa Joy, Special Needs for Special Kids The Picture Communication Symbols ©1981-2018 by Tobii Dynavox. All Rights Reserved Worldwide. Used with permission. Boardmaker® is a trademark of Tobii Dynavox



important



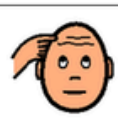
special



fun



great



interesting



friends



family



neighbors



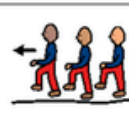
community



class



parade



march



barbeque



celebrate



picnic



Betsy Ross



soldiers



freedom from Great Britain



our flag



plege of allegiance




beautiful



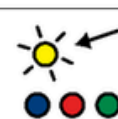
great



important




special



the best

Christa Joy, Special Needs for Special Kids The Picture Communication Symbols ©1981-2018 by Tobii Dynavox. All Rights Reserved Worldwide. Used with permission. Boardmaker® is a trademark of Tobii Dynavox

There is a writing prompt for students to complete. This is a great way for students to write their own stories. It is an errorless activity.



# Flag Day

Flag Day is a holiday on June

Flag Day commemorates the design of our



Flag day is

a federal holiday.

made Flag Day an official day to celebrate.

Betsy Ross is believed to have

our first flag.



14  
fourteenth



There is a fill-in-the-blank worksheet highlighting some main points about Flag Day.

The background of the entire page is a close-up, slightly blurred image of the American flag, showing the stars and stripes. Overlaid on the left side is a video player interface. The video player has a white play button icon in the center. A white text box with a black border is positioned in the upper right of the video player, containing the text 'Flag Day June 14'. In the bottom right corner of the video player, the text 'by Christa Joy' is visible.

# **Flag Day June 14**

by  
**Christa Joy**

This unit also includes digital versions of the activities.

Students can watch a movie book version of the book rather than printing it out.

Great for review



Place the following pictures in the circle map to show facts about Flag Day.

|   |  |  |  |
|---|--|--|--|
| A calendar grid with a graduation cap icon on the date June 14th.<br>June     | The number 14.<br>fourteenth   | The year 1777.   | A map of the state of Pennsylvania.<br>Pennsylvania      |
| A person pointing upwards with a speech bubble containing a star.<br>remember | A blue bird flying towards a white cage.<br>freedom  | A map of the island of Great Britain.<br>Great Britain | A vertical bar with red and white stripes.<br>13 stripes |
| A white five-pointed star.<br>star for each state                             | Three people marching in a parade, one playing a drum and one playing a trumpet.<br>parade |  |  |

Each activity is set up so students can click and drag answers. No typing is required.

Perfect for every learning level




## Flag Day

Flag Day is a holiday on June



Flag Day commemorates the design of our




Flag day is




a federal holiday.

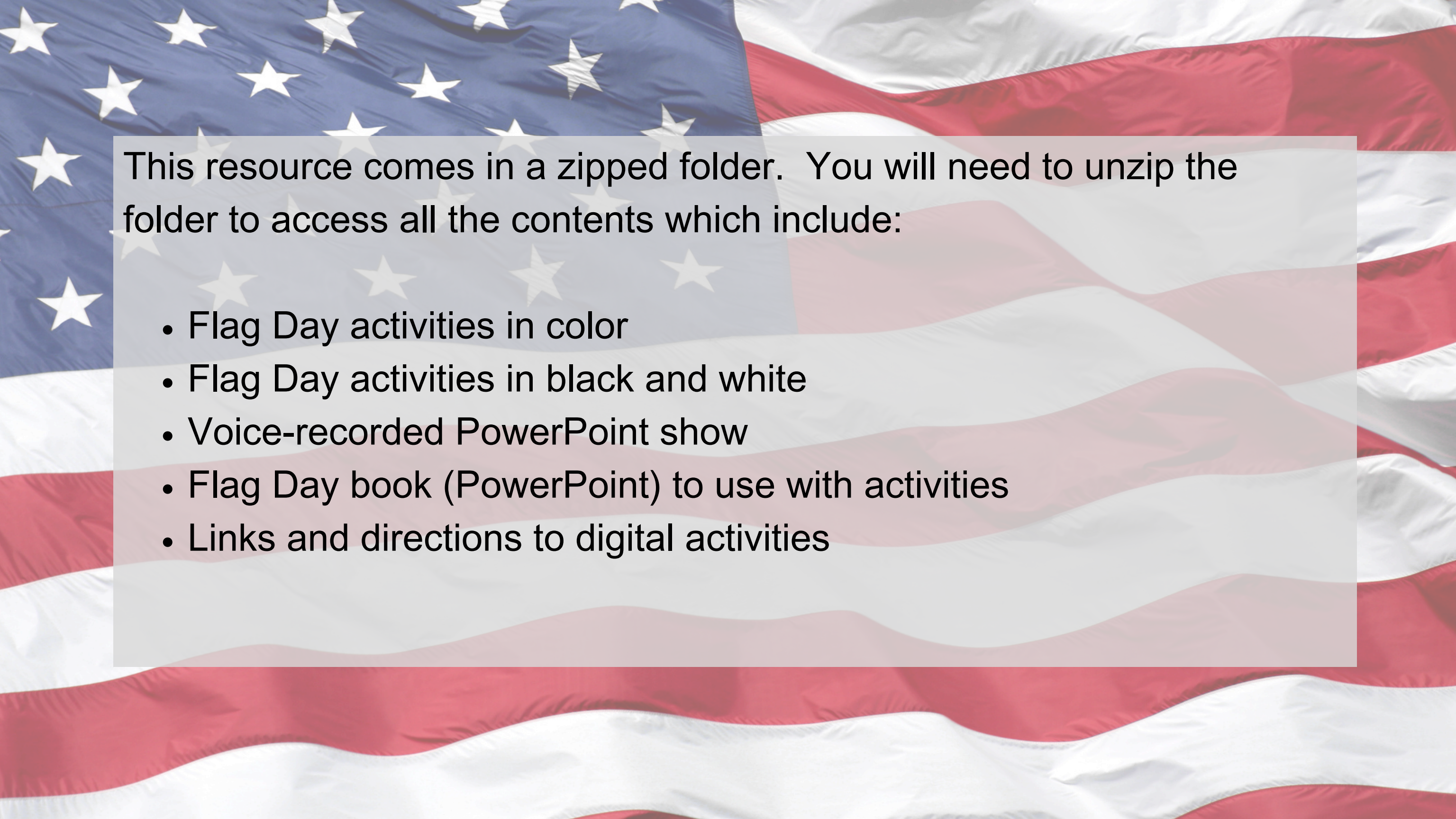
 made Flag Day an official day to celebrate.

Betsy Ross is believed to have  our first flag.

Use the following pictures to complete the facts about Juneteenth.



The second set of slides uses color for differentiation and extra support for students who may need it.

The background of the entire image is a close-up, slightly blurred view of the American flag, showing the stars and stripes in a wavy pattern. A semi-transparent white rectangular box is overlaid on the left and center of the image, containing text and a list.

This resource comes in a zipped folder. You will need to unzip the folder to access all the contents which include:

- Flag Day activities in color
- Flag Day activities in black and white
- Voice-recorded PowerPoint show
- Flag Day book (PowerPoint) to use with activities
- Links and directions to digital activities