

For
Special
Ed



Juneteenth



ALSO INCLUDES GOOGLE SLIDES



For students who:

- are emerging or non-readers
- take alternate assessments
- are in special education
- short-attention span
- lack pre-requisite skills
- benefit from the use of pictures for support

Juneteenth Unit

By
Christa Joy
Special Needs for Special Kids



Table of Contents

Pages	Activity
4-5	Vocabulary board
6-9	Circle map
10-11	Calendar activity
12	Color the flag
13-15	Writing prompt
16-17	Close worksheet
18-19	Terms of Use

Also included in this resource as separate files:

- Links and directions to digital activities
- PowerPoint (**this is the book in the lesson plan**)
- Voice recorded PowerPoint
- Activities in black and white

This unit contains 5 activities plus 10 google slides.

It comes in 2 separate files. One in color and one in black and white.



It commemorates the freedom of slaves in the United States.

© Christa Joy, SNSK

There is a 15-page book with simple text and engaging photos.

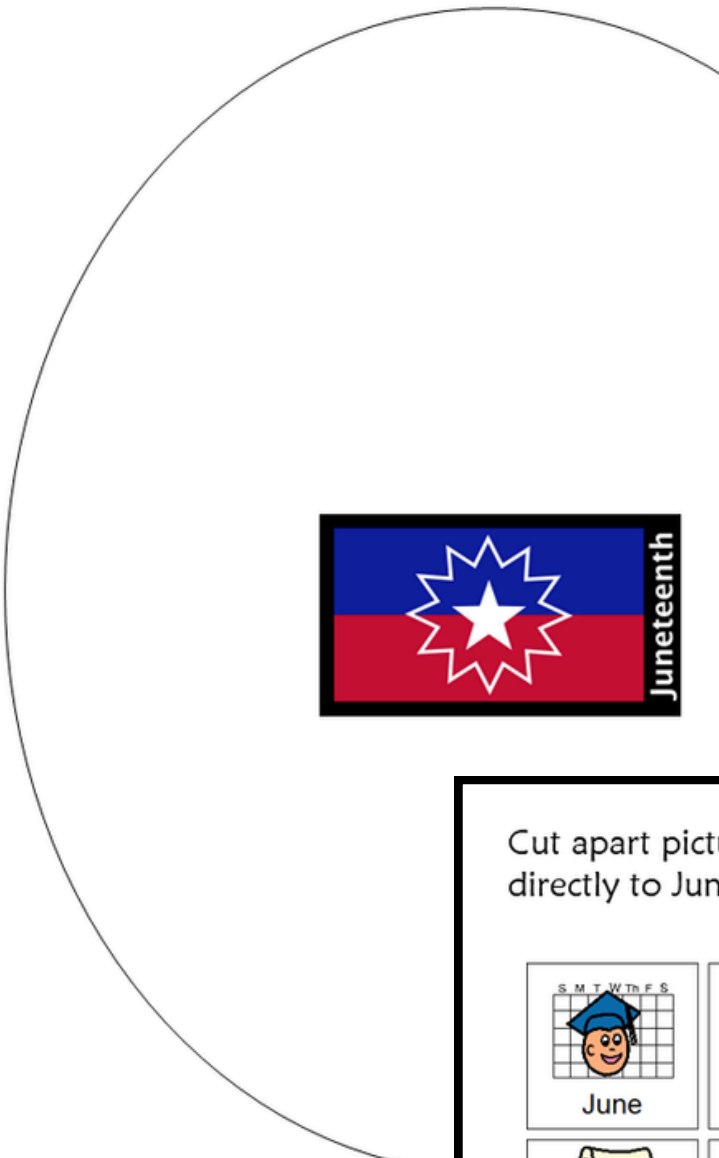


Many take part in parades, marches and barbeques. They come together and remember the struggle it took for them to be free and recognize their achievements.

© Christa Joy, SNSK

It comes in a PowerPoint version as well as a movie version you can use in google slides.

Juneteenth



Errorless version

Cut apart pictures and place in circle map about Juneteenth.

June	nineteenth	end of slavery	freedom	Lincoln
Emancipation Proclamation	Texas	African-Americans	celebrate	remember

Cut apart pictures and place in circle map **ONLY IF** they relate directly to Juneteenth.

June	France	end of slavery	October	Lincoln
Emancipation Proclamation	Texas	African-Americans	celebrate	remember
trick or treat	nineteenth	sailing	freedom	dye eggs

There is a circle map that reviews the main points from the book. This is an errorless activity.

- There are 2 versions:
- errorless
 - wrong answers mixed in to set aside

Christa Joy, Sp...
The Picture Communication Symbols...
Worldwide. Used with permission.

Juneteenth 2026


SUN	MON	TUE	WED	THU	FRI	SAT
31	1	2	3	4	5	6
7	8	9	10	11	12	13
14	15	16	17	18	19 	20
21	22	23	24	25	26	27
28	29	30	1	2	3	4

Christa Joy, SNSK

Students will identify Juneteenth on a calendar.

The calendar is updated annually.

Color in the Juneteenth flag.



©ChristaJoy, SNSK

Students will color in the flag commonly used in Juneteenth celebrations.

Juneteenth





Juneteenth is a holiday.

I plan to celebrate with my .

We are going to go to a .

We will take time to remember .

This holiday shows how people can be.



There is a writing prompt for students to complete. This is a great way for students to write their own stories. It is an errorless activity.



Juneteenth



Juneteenth is a holiday on June

Juneteenth commemorates the end to

was the first state to make Juneteenth a holiday.


Slavery ended when

signed the



slavery

June



Lincoln



Texas



African-Americans

day to many

19

nineteen

There is a fill-in-the-blank worksheet highlighting some main points about Juneteenth.

JUNETEENTH




By Christa Joy

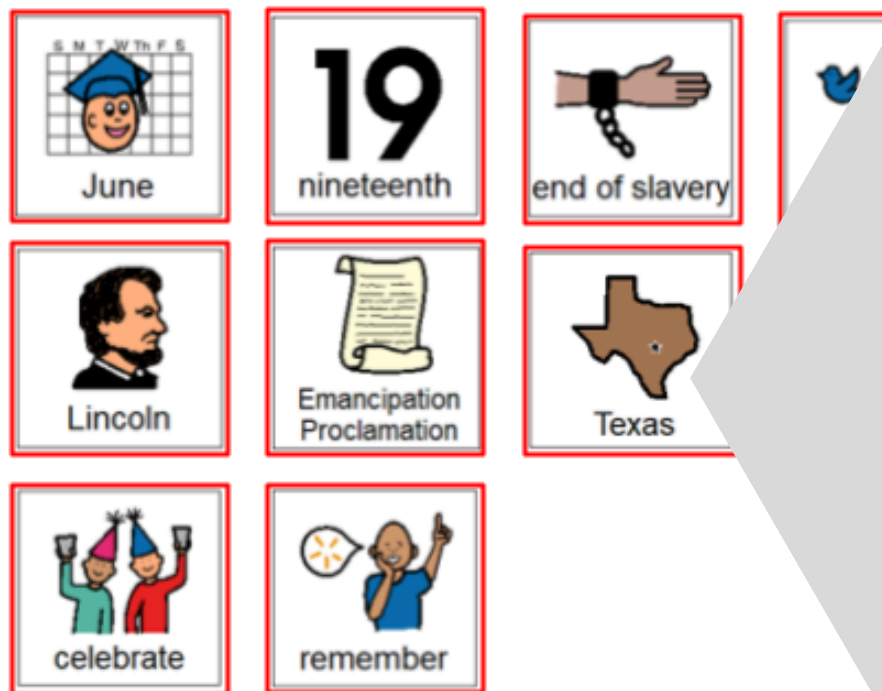
This unit also includes digital versions of the activities.

Students can watch a movie book version of the book rather than printing it out.

Great for review



Place the following pictures in the circle map to show facts about Juneteenth.



Each activity is set up so students can click and drag answers. No typing is required.

Perfect for every learning level




Juneteenth



Juneteenth is a holiday on June




Juneteenth commemorates the end to



 was the first state to make Juneteenth a holiday.

Slavery ended when




signed the Emancipation Proclamation.

Juneteenth is an important holiday to many



Use the following pictures to complete the facts about Juneteenth.



Lincoln



Texas



African-Americans



19
nineteen



slavery

The second set of slides uses color for differentiation and extra support for students who may need it.

This resource comes in a zipped folder. You will need to unzip the folder to access all the contents which include:

- Juneteenth activities in color
- Juneteenth activities in black and white
- Voice-recorded PowerPoint show
- Juneteenth book (PowerPoint) to use with activities
- Links and directions to digital activities