

Special Ed

THE HOUSE ON MANGO STREET



Special Needs for Special Kids

45 activities

chapter questions

These novel units are something I created and started using in my classroom. I had students with significant challenges and most were **non-readers**. They were the best thing I ever did, and my students LOVED them.



Table of Contents





Worksheet pages	Activity	Chapter
5	Suggestions for use	
6	Story board	
7	Title and Author	
8-10	Places people live	The House on Mango St
11-12	My Hair	Hairs
13-15	Boys and girls Venn diagram	Boys & Girls
16-17	Introduce yourself	My Name
18-19	Good and bad pets	Cathy Queen of Cats
20-21	Bike ride	Our Good Day
22-23	Family Resemblance	Laughter
24-25	Where would you buy this?	Gil's Furniture
26-27	Places that are high	Meme Ortiz
28-29	Things that are crimes	Louie, His Cousin...
30-32	How people show they like each other	Marin
33	What people do when scared	Those Who Don't
34-35	Things you would or would not do	There Wan An Old Lady
36-38	Chores people do	Alicia Who Sees Mice
39-40	Shapes in clouds	Darius & the Clouds
41-42	Compliments and insults	And Some More
43-44	Shoes for every occasion	The Family of Little Feet
45-47	Sandwich fixings	A Rice Sandwich
48-51	Things that make you embarrassed	Chanclas
52	Words that rhyme with hips	Hips
53-54	Match photos and negatives	The First Job
55-56	Dealing with bad news	Papa Who Wakes Up

Table of Contents



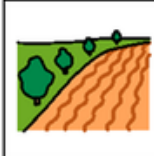



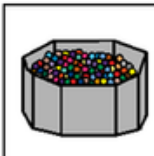


Worksheet pages	Activity	Chapter
57-58	Sort kind and mean actions	Born Bad
59-60	Seeing the future	Elenita, Cards, Palm, We
61	What is a tragedy?	Geraldo No Last Na
62	Positive Outlook	Edna's Ruthi
63-65	What is in a neighborhood?	The Earl of Tenn.
66-68	Being brave	Sire
69	Which one does not belong	Four Skinny Trees
70	What does feeling homesick mean?	No Speak English
71-73	Fruit Juices	Rafaela Who Drinks...
74	What does beautiful look like?	Sally
75-77	What is a poem?	Minerva Writes Poems
78-80	Rich /poor Venn diagram	Burns in the Attic
81-82	Opposites	Beautiful & Cruel
83	Synonyms for smart	A Smart Cookie
84-85	Secrets okay and not okay to keep	What Sally Said
86-87	Things that should not be in a garden	The Monkey Garden
88-89	Things okay and not okay to do to someone	Red Clowns
90-91	Not a happy ending	Linoleum Roses
92-93	My Wish	The Three Sisters
94-95	Things I am Thankful for	Alicia & I Talking...
96	What a House Provides	A House of My Own
97-98	I Love to Tell Stories	Mango Says Goodbye
99-101	Additional novel units	
102-103	Terms of use	

This novel unit has **45 different activities**. There is an activity for each vignette. These activities are **NOT** comprehension-based. So, even if your students do not pay attention, they can still complete the activity.

Match the photo that goes with each negative.

Match the photo below that goes with the negative on the previous page.

For example, Esperanza gets a job in a photo store where she has to match the photos with their negatives.

In this activity, students will match pictures to negatives.

Suggestions for Use

- I made this unit to go along with the book, *The House on Mango Street* by Sandra Cisneros.
- The thought is that you would be reading it aloud to your class at a rate of about 1 chapter/vignette per day.
- Be sure to give each student their own copy of the story board (pg. 6) to use while reading and discussing the story.
- Benefits of reading out loud, even to classes made up of severely affected students:
 - Teaches students to sit quietly even when there isn't something for them to do. This is such an important life skill. We all have to spend time sitting and listening to someone we are not that interested in at some point.
 - Parents will LOVE you. Not only will they be excited their child is being exposed to age appropriate material, but you are teaching them how to sit quietly, which will hopefully transfer to home as well.
 - Even with your lowest level learners, you will have 1 or 2 that will truly enjoy the story.
- It can be a calming experience to sit and listen to the teacher read in a methodical way. For students who need more structure, place the number of post-it notes in front of him/her that corresponds to the number of pages you intend to read. Remove a post-it as you finish each page. The visual will help lessen their anxiety.
- You will find activity one activity for each chapter/vignette. You will still have plenty to choose from and find those that fit best with your students.
- Differentiation:
 - For any activity, you can quickly differentiate for your lower level learners by using a color coding technique.
 - If sorting, outline each sorting category a certain color and then outline the corresponding pictures the same color.
 - Becomes a matching task.
- There are comprehension questions to accompany this unit. There are 3-5 questions for every chapter with 3 picture answer choices. You will find these (in color and BW) in a separate file.

Suggestions on how I found this activity worked best in my classroom are provided. I typically had 6-8 students with one adult assistant in the room with me.

The House on Mango Street Novel Unit for Special Education

By
Christa Joy
Special Needs for Special Kids



*This entire novel unit
comes in 2 separate files.
One is completely in color
and one is completely in
black and white.*

Story Board : to use while reading and for class discussions. Laminate and make 1 copy for each student.



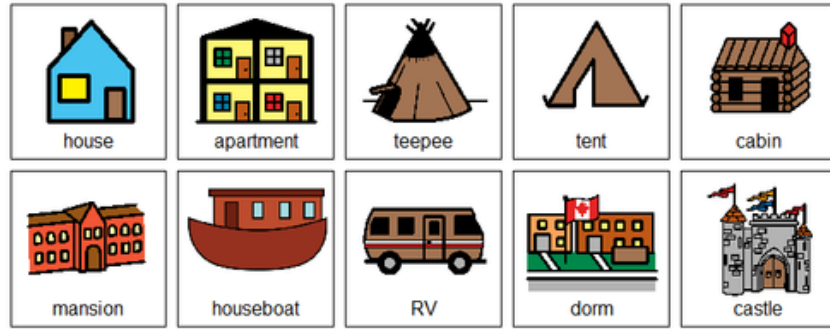
This unit comes with a vocabulary board.

Vocabulary boards are great for ALL students to assist with participation and engagement in group discussions.


Tips on how to use in the unit!!

People live in all different types of homes. What are some types of homes people live in?

Cut out pictures and glue in circle map on previous page showing homes people live in.



Cut out pictures and glue in circle map on previous page **ONLY IF** they are homes people might live in.




There are circle maps in this unit. Circle maps are a great way for students to see a big idea.

Rafaela asks the kids to get her some juice. What are some different types of fruit juice they might bring her?




Errorless version

Place the following pictures in the circle map on the previous page to show types of fruit juice.



Place the following pictures in the circle map on the previous page **ONLY IF** it shows a type of fruit juice.



Each circle map comes with 2 choices:

An errorless option with only correct answers

An option that has wrong answers mixed in students will need to set aside.

Cathy has a lot of cats. Cats make great pets. Sort the following animals into those that would be good pets and those that would not.




Cut apart and sort into the correct column on previous page. If you are not sure, put it on the middle line. Use color coding for differentiation as needed.




There are sorting activities.

Directions on how to add color coding or a separate differentiated version is included.

Match the picture on the next page to the cloud shape below.



Match the picture to the shape of the cloud on the previous page.



There are matching activities.

Directions on how to add color coding or a separate differentiated version is included.

Let me introduce myself

Hello, my name is

I come from

I was named for my

I think my name means

If I had a chance I


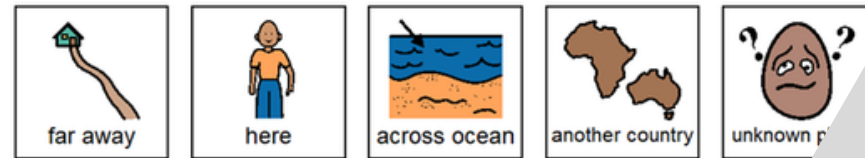
change my name.

My
Name

Christa Joy, Special Needs for Special Kids The Picture Communication Symbols ©1981-2018 by Tobii Dynavox. All Rights Reserved Worldwide. Used with permission. Boardmaker® is a trademark of Tobii Dynavox



Students either write in their own name



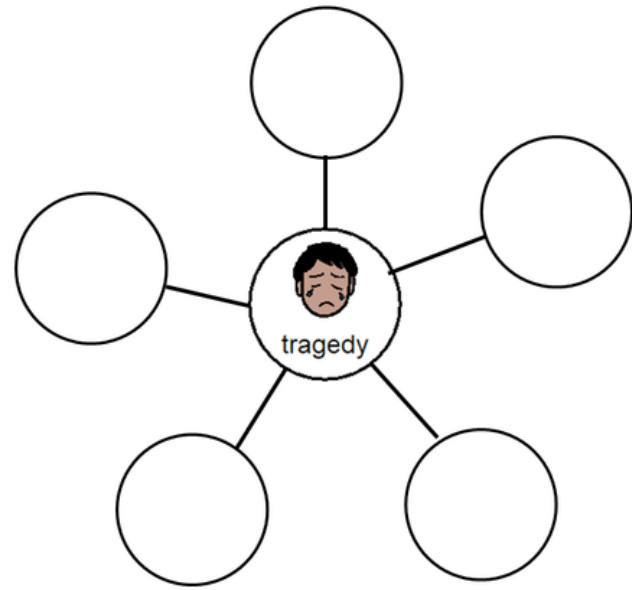
My
Name

Christa Joy, Special Needs for Special Kids The Picture Communication Symbols ©1981-2018 by Tobii Dynavox. All Rights Reserved Worldwide. Used with permission. Boardmaker® is a trademark of Tobii Dynavox

There are writing prompts.
These are errorless
activities that allow
students to write a story
independently.



What is a tragedy?

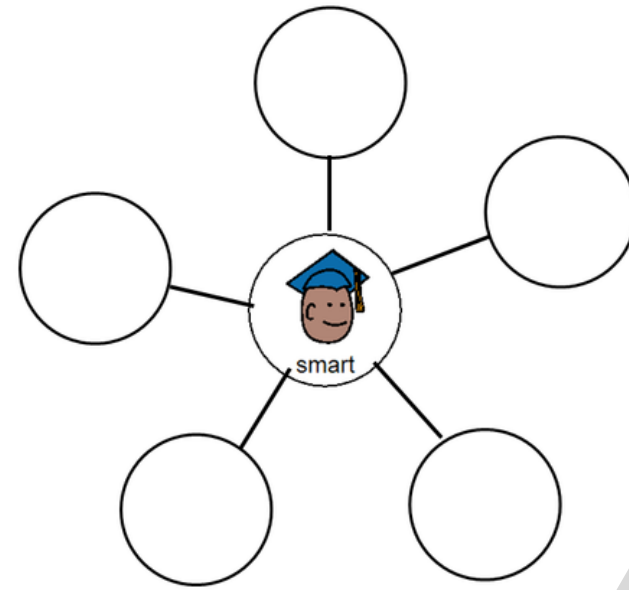


Geraldo No Last Name

Esperanza says the 4 skinny teens growing in concrete look they do not belong. Look at each group below. Circle the one that does not belong.

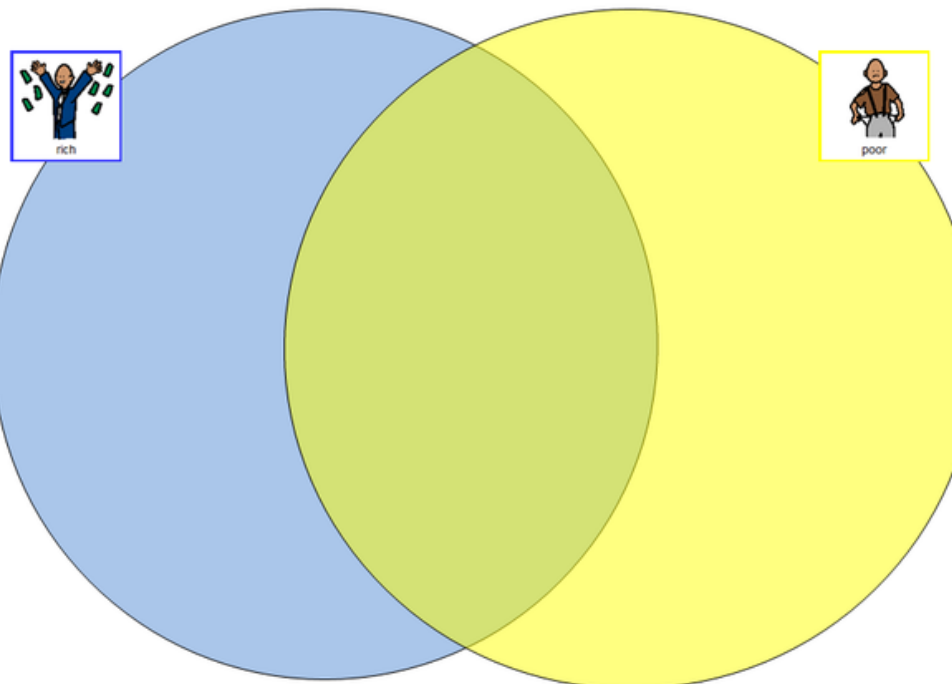
© Rights Reserved obli Dynavox 69

Watch are some synonyms for smart?



Smart, Cookie
Christa Joy, Special Needs for Special Kids
The Picture Communication Symbols © 1981-2019 by Tobii Dynavox. All Rights Reserved
Worldwide. Used with permission. Boardmaker® is a trademark of Tobii Dynavox

The way people live can be very different depending on if they are rich or poor, but some things are the same. Compare and contrast living with money and being poor.



got to church	hungry	lots of money	no money	go to school
pets	work more than one job	family	cruise	jet
vacations	old clothes	hand-me-down	lots of things	holidays

Christa Joy, Special Needs for Special Kids. The Picture Communication Symbols © 1981-2019 by Tobii Dynavox. All Rights Reserved Worldwide. Used with permission. Boardmaker® is a trademark of Tobii Dynavox


Because there are so many activities, you can choose the ones that fit your students the best.

The House on Mango Street

1. What is there more of every time the family moves?




2. Do they own the house on Mango Street?



3. How many bedrooms does the house have?



4. Does the house on Mango Street have a front yard?



5. What do they have out back?




Boys & Girls


1. Where is the one place the boys will talk to the girls?



2. Why can't Esperanza (narrator) be friends with her sister Nellie?



3. What does Esperanza compare herself to?



This unit does come with comprehension questions. There are 3-5 questions for every vignette. Each question has 3 picture choices. They are in color and black and white.

Answer key included!!