

Special Ed

**INCLUDES  
ADAPTED  
NOVEL**

# ROMEO & JULIET

32 activities

act/scene questions



Special Needs for Special Kids

These novel units are something I created and started using in my classroom. I had students with significant challenges and most were **non-readers**. They were the best thing I ever did, and my students **LOVED** them.



Lord Capulet runs into Paris, a young nobleman, on the streets of Verona. Paris tells Capulet that he would like to marry his daughter, Juliet. Capulet is unsure because Juliet is still too young. Capulet suggests that Paris wait two more years, though he also encourages Paris to try to win Juliet's heart in the meantime.



Since this book is in the public domain, I have created an **adapted version of the novel.**

Inside the Capulet house, Lady Capulet meets with Juliet and the Nurse. Juliet is almost fourteen years old and has been raised largely by the Nurse, who obviously loves her very much. The three spend time sharing stories of Juliet's childhood.



It comes as:

- PowerPoint (98 slides)
- Google Slides
- Text-only document

Romeo listens, then steps forward and tells Juliet he loves her too. She is surprised but happy, and the two confess their feelings for each other. Juliet worries that everything is happening too fast, and she wants to be sure Romeo is truly serious. Romeo promises that his love is real.



© Christa Joy, SNSK

Later that day, Benvolio and Mercutio are out in the streets of Verona. They learn that Tybalt has sent a letter challenging Romeo to a duel. Although Mercutio knows Tybalt is not a very good fighter, he worries that Romeo is too distracted to face him.




© Christa Joy, SNSK

Romeo arrives at Friar Laurence's cell, eagerly waiting for Juliet. When Juliet enters, the two greet each other with a hug and joy. Friar Laurence brings them together and leads them away to perform the marriage ceremony, hoping that this union will bring peace to their families.



© Christa Joy, SNSK

Grief and guilt overwhelm Romeo. He believes that Juliet's love has made him weak, and he decides he must avenge Mercutio. Tybalt returns, and this time Romeo fights him fiercely. Romeo kills Tybalt.



© Christa Joy, SNSK

## Table of Contents

Worksheet pages	Activity	Act/Scene
5	Suggestions for use	
6	Story board	
7	Title and Author	
8	Map of Italy	Act 1 Scene 1
9-10	Weapons in the 1300's	Act 1 Scene 1
11	What does melancholy mean?	Act 1 Scene 1
12-13	Things younger or older people do	Act 1 Scene 2
14-15	Being a good listener	Act 1 Scene 3
16-17	Things that are real or pretend	Act 1 Scene 4
18-20	Superstitions	Act 1 Scene 4
21-23	Ways people show affection	Act 1 Scene 5
24-25	Metaphors	
26-28	Useful plants	
29-32	Keeping secrets social story	
33-34	Secrets ok to keep	
35-37	What does patience look like?	
38	Truth or lie?	
39	Alternatives to fighting	
40-41	Consequences	
42	What does it mean to be exiled?	

## Table of Contents

Worksheet pages	Activity	Chapter
43-44	Good news or bad news	Act 3 Scene 2
45-46	When all hope seems gone	Act 3 Scene 3
47-48	Happy and sad gatherings	Act 3 Scene 4
49	What is an ultimatum?	Act 3 Scene 5
50	Finding solutions to problems	Act 4 Scene 1
51-53	Planning for a wedding	Act 4 Scene 2
54	What does it mean to feel panicked?	Act 4 Scene 3
55	What does unexpected mean?	Act 4 Scene 4-5
56-57	Opposite emotions	Act 4 Scene 4-5
58-60	What is in an apothecary shop?	Act 5 Scene 1
61	What does quarantined mean?	Act 5 Scene 2
62-64	Warning signals	Act 5 Scene 3
65	What is a tragedy?	Act 5 Scene 3
66-68	Strong love	Act 5 Scene 3
69-70	Character map	Extra

This novel unit has **32 different activities**. These activities will engage your students with what is happening in the story.

This play takes place in Verona, Italy. Color in the country of Italy.

# Europe



For example, this play takes place in Verona, Italy.

Students will color in the country on a map.

There is color-coding for more support.

Each time you finish a scene, there will be one or more activities your students can do.




The activity will relate to something that occurred in the scene.

These are cut-and-paste activities that are supported with pictures.

**Optional:** Quiz students' comprehension by having them answer 5 multiple-choice questions about that scene.

Act 1  
Scene 3

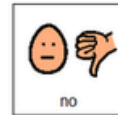

1. Who mainly raised Juliet?





2. How old is Juliet?



3. When her mother asks, does Juliet say she wants to get married?



4. Does Juliet agree to at least meet Paris?



5. Where will Juliet meet Paris?



Act 1  
Scene 4

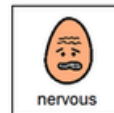
1. Who does Romeo hope to see at the feast?



2. What will Romeo wear to the feast so he won't be recognized?



3. How does Romeo feel about going to the feast?



4. What does Mercutio give a speech about?



5. Do Romeo and Mercutio eventually go to the feast?



This unit does come with comprehension questions. There are 5 questions for every 1-2 scenes. Each question has 3 picture choices. They are in color and black and white.

Answer key included!!

# Suggestions for Use

- I made this unit to go along with the book, *Romeo and Juliet* by William Shakespeare.
- The thought is that you would be reading it aloud to your class at a rate of about 1 scene per day.
- Be sure to give each student their own copy of the story board (pg. 6) to use while reading and discussing the story.
- Benefits of reading out loud, even to classes made up of severely affected students:
  - Teaches students to sit quietly even when there isn't something for them to do. This is such an important life skill. We all have to spend time sitting and listening to someone we are not that interested in at some point.
  - Parents will LOVE you. Not only will they be excited their child is being exposed to age appropriate material, but you are teaching them how to sit quietly, which will hopefully transfer to home as well.
  - Even with your lowest level learners, you will have 1 or 2 that will truly enjoy the story.
- It can be a calming experience to sit and listen to the teacher read in a methodical way. For students who need more structure, place the number of post-it notes in front of him/her that corresponds to the number of pages you intend to read. Remove a post-it as you finish each page. The visual will help lessen their anxiety.
- You will find one or more activities for each chapter. You will still have plenty to choose from and find those that fit best with your students.
- Differentiation:
  - For any activity, you can quickly differentiate for your lower level learners by using a color coding technique.
  - If sorting, outline each sorting category a certain color and then outline the corresponding pictures the same color.
  - Becomes a matching task.
- There are comprehension questions to accompany this unit. There are 5 questions for every scene with 3 picture answer choices. You will find these (in color and BW) in a separate file.

Suggestions on how I found this activity worked best in my classroom are provided. I typically had 6-8 students with one adult assistant in the room with me.







# Romeo and Juliet Novel Unit for Special Education

By  
Christa Joy  
Special Needs for Special Kids



This entire novel unit comes in  
2 separate files. One is  
completely in color and one is  
completely in black and white.

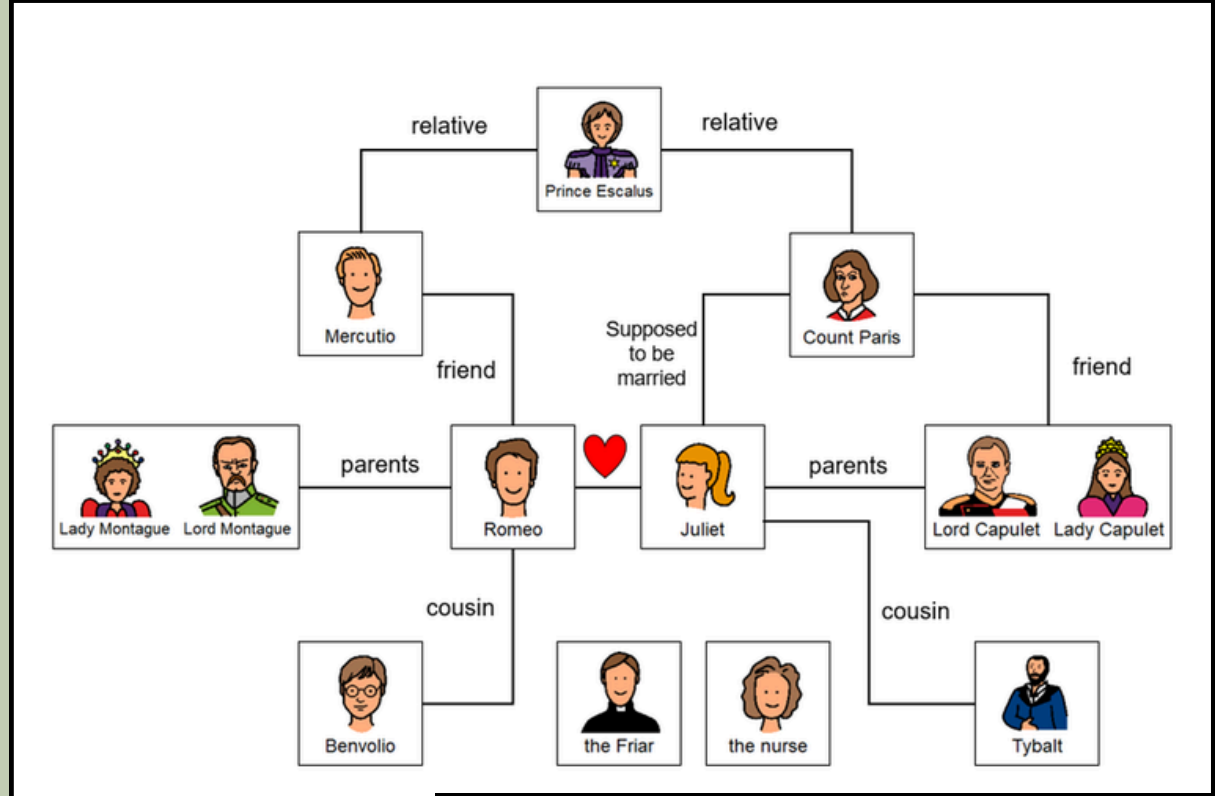
Story Board : to use while reading and for class discussions. Laminate and make 1 copy for each student.

 Romeo	 Juliet	 Lord Capulet	 Lady Capulet	 the nurse	 the Friar
 Count Paris	 Benvolio	 Mercutio	 Tybalt	 Prince Escalus	 Italy
 feud	 swords	 riot	 masks	 feast	 dream
 dance	 kiss	 sun	 love	 marriage	 secret
 confession	 dead	 hide	 exile	 ring	 sleeping potion
 sleeping	 knife	 burial vault	 letter	 poison	 tragedy
 repeat that	 I like that	 I don't like that	 I don't know	 need a break	

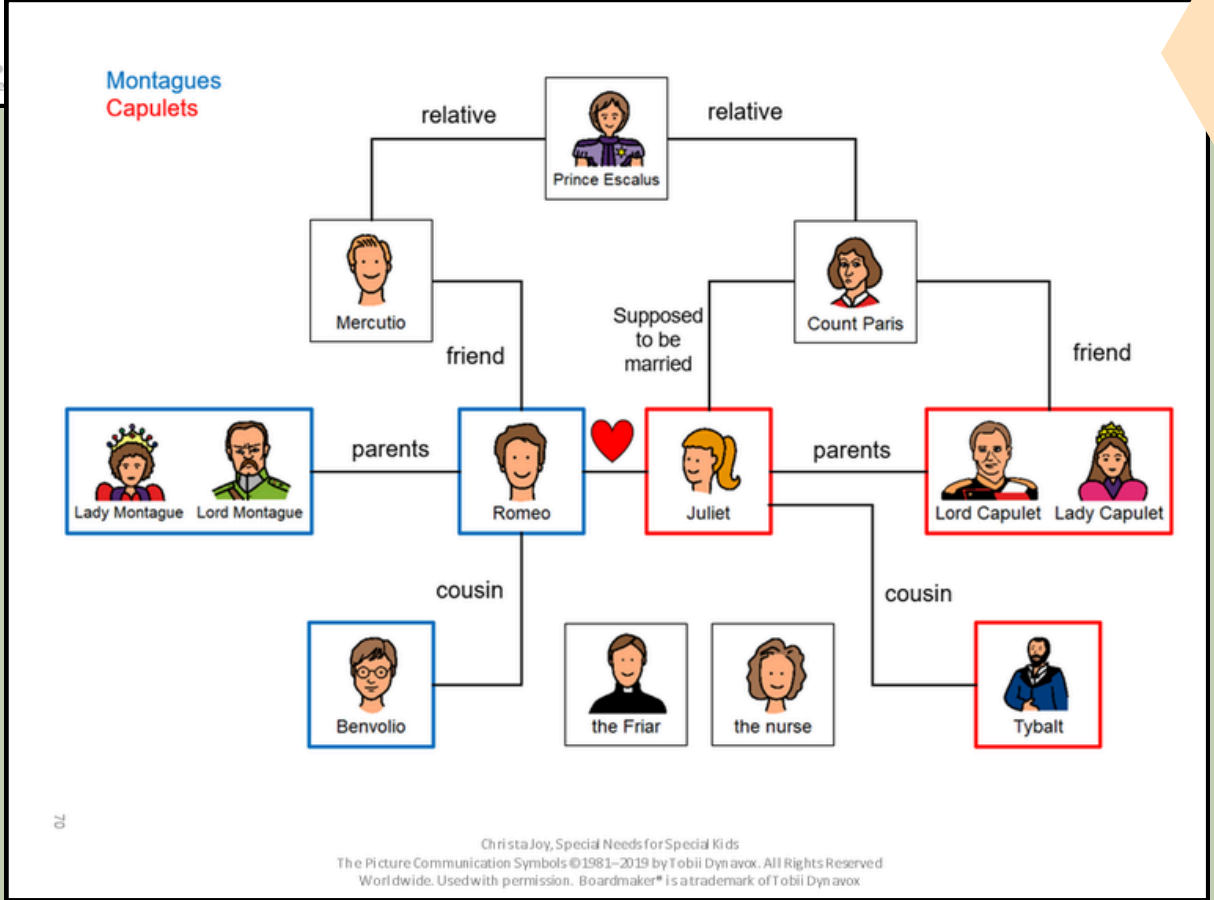
This unit comes with a vocabulary board.

Vocabulary boards are great for ALL students to assist with participation and engagement in group discussions.

Tips on how to use in the unit!!













This unit also comes with a character map. The color version shows the characters who are Capulets and Montagues.



This uses the same character images used throughout the activities and questions for each scene.

Romeo has such a strong love for Juliet, and Juliet for Romeo. It is so strong, they do not want to live without each other. What do you think strong love like this looks like?
















## ERRORLESS VERSION

 share	 no one else for you	 save them	 most important	 die for them
 think about them	 dream about them	 take care of them	 protect them	 give



There are circle maps in this unit.

Circle maps are a great way for students to see a big idea.

 share	 no one else for you	 save them	 most important	 die for them
 mean	 dream about them	 ignore them	 protect them	 give
 think about them	 leave them alone	 take care of them	 hurt them	 yell

**WRONG ANSWERS  
MIXED IN**

Act 5  
Scene 3

Christa Joy, Special Needs for Special Kids  
The Picture Communication Symbols ©1981-2019 by Tobii Dynavox  
Worldwide. Used with permission. Boardmaker® is a trademark

There is a riot in the streets. Look at the weapons on the next page. Which do you think people might have used? Remember, this story was taking place in the 1300's.

1300's

2000's


Place the pictures in the correct column. If you are not sure, or think it could be both, place it on the middle line.



There are sorting activities.

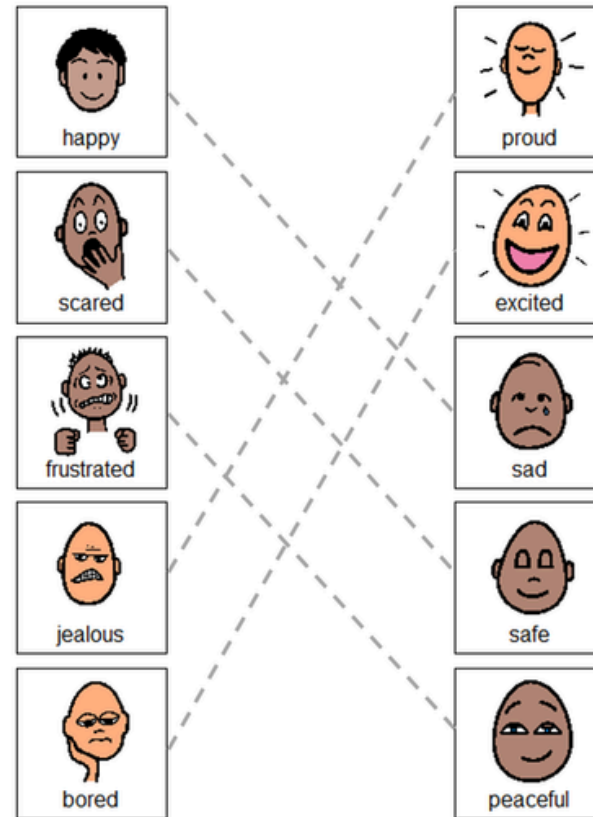
Directions on how to add color coding or a separate differentiated version are included.

Everyone in the Capulet household went from excited and ready to celebrate to devastated when they think Juliet has died. Look at each emotion and draw a line to the one that is most closely its opposite.



differentiated

Everyone in the Capulet household went from excited and ready to celebrate to devastated when they think Juliet has died. Look at each emotion and draw a line to the one that is most closely its opposite.



There are matching activities.

Directions on how to add color coding or a separate differentiated version are included (shown here).

# When all hope seemed gone


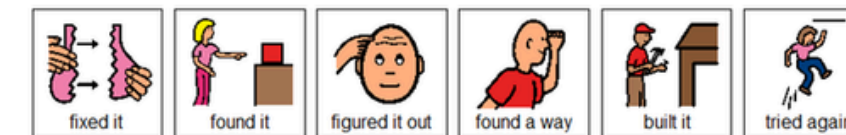
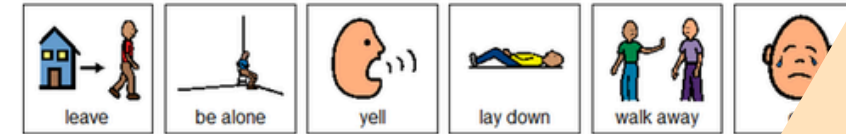
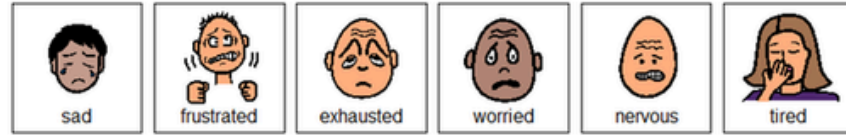
I remember a time when I was so  . All hope felt gone.

I wanted to  .

But, I did not! Instead, I called my  .

Together, we  .

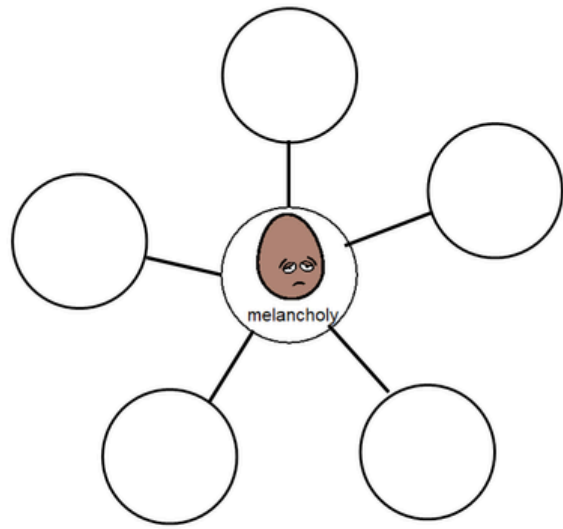
And, then I felt  again.








There are writing prompts.

These are errorless activities that allow students to write a story independently.

Lord Montague is worried because Romeo seems very melancholy. What does melancholy mean?

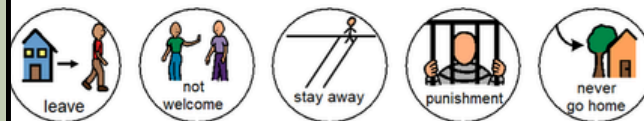
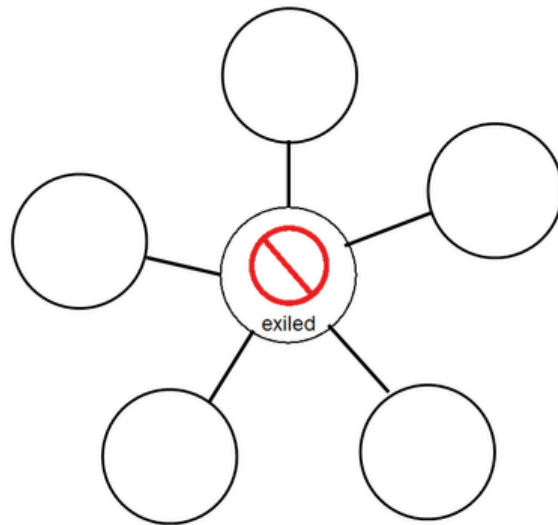


There are lots of alternatives to fighting someone. Complete the statements below using the pictures below or coming up with your own ideas.






1. Instead of  you can .
2. Instead of  you can .
3. Instead of  you can .
4. Instead of  you can .
5. Instead of  you can .



Prince Escalus says Romeo will be exiled from Verona as a punishment for killing Tybalt. What does it mean to be exiled?



The Friar comes up with a solution to Juliet's problem. He will give her a special medicine that will put her in a deep sleep. Match the solution to each common problem below.


 hole in tube	→	<input type="text"/>
 torn paper	→	<input type="text"/>
 tall grass	→	<input type="text"/>
 cut on finger	→	<input type="text"/>
 flat tire	→	<input type="text"/>



Because there are so many activities, you can choose the ones that fit your students the best.

**SAVE MONEY AND GET THIS AS PART OF  
THE SHAKESPEARE BUNDLE.**

**CLICK HERE**



*Christa Joy, M.Ed., DVM*