

Special Ed

MACBETH



Special Needs for Special Kids

31 activities

act/scene questions

These novel units are something I created and started using in my classroom. I had students with significant challenges and most were **non-readers**. They were the best thing I ever did, and my students LOVED them.



Table of Contents

Worksheet pages	Activity	Act/Scene
5	Suggestions for use	
6	Story board	
7	Title and Author	
8	Map of Scotland	Act 1 Scene 1-2
9-11	What is a hero?	Act 1 Scene 1-2
12	What is a prophecy?	Act 1 Scene 3
13-14	The order of titles	Act 1 Scene 3
15	What is treason?	Act 1 Scene 4
16	What is a conspiracy?	Act 1 Scene 5
17-19	How to welcome a guest	Act 1 Scene 6
20	Assassination	Act 1 Scene 7
21	Doing the right thing	Act 2 Scene 1
22	Signals people use	Act 2 Scene 1
23-24	Is it a crime?	Act 2 Scene 2
25-27	What makes you look suspicious?	Act 2 Scene 3
28-29	Match the setting to the mood	Act 2 Scene 4
30-32	Being trustworthy	Act 3 Scene 1
33-35	Things that people worry about	Act 3 Scene 2-3
36	What is revenge?	Act 3 Scene 2-3
37-38	My ghost story	Act 3 Scene 4

Table of Contents

Worksheet pages	Activity	Chapt
39-40	Things that scare you	Act 3
41-42	Consequences	Act
43-44	People you can trust	
45	Vote: Do you believe the witches can tell the future?	
46	What are the witches' prophecies?	
47-49	What does bravery look like?	Act
50-51	I saw a spy	Act 4
52-53	Coping with bad news	Act 4 Sc
54-56	Feeling guilty	Act 5 Scen
57	What is regret?	Act 5 Scene 2-
58	Best camouflage	Act 5 Scene 4-5
59	What does invincible mean?	Act 5 Scene 6-7
60	Famous characters' kryptonite	Act 5 Scene 8-9
61-62	Character map	Extra
63	If you are using an adapted version	
64-66	Other novel units available	
67-68	Terms of Use	

This novel unit has **31 different activities**. There are one or more activities for each scene. These activities are **NOT** comprehension-based. So, even if your students do not pay attention, they can still complete the activity.

Macbeth becomes Thane of Cawdor. Fill in the chart below showing the hierarchy of noble titles in the 11th century.

king	1 per kingdom	
prince	1 per kingdom	
duke	1 per castle	
Marquis	1 per castle	
Count	1 per castle	
Viscount	1 per castle	
Thane	Thane	2 per castle

Act 1
Scene 3

Christa Joy, Special Needs for Special Kids
The Picture Communication Symbols ©1981–2018 by Tobii Dynavox. All Rights Reserved
Worldwide. Used with permission. Boardmaker® is a trademark of Tobii Dynavox



For example, this book uses a lot of noble titles that students may not be familiar with. In this activity, students will complete this hierarchy map that is differentiated to support them.

Place the pictures in the chart on the previous page.



Suggestions for Use

- I made this unit to go along with the book, *Macbeth* by William Shakespeare.
- The thought is that you would be reading it aloud to your class at a rate of about 1 scene per day.
- Be sure to give each student their own copy of the story board (pg. 6) to use while reading and discussing the story.
- Benefits of reading out loud, even to classes made up of severely affected students:
 - Teaches students to sit quietly even when there isn't something for them to do. This is such an important life skill. We all have to spend time sitting and listening to someone we are not that interested in at some point.
 - Parents will LOVE you. Not only will they be excited their child is being exposed to age appropriate material, but you are teaching them how to sit quietly, which will hopefully transfer to home as well.
 - Even with your lowest level learners, you will have 1 or 2 that will truly enjoy the story.
- It can be a calming experience to sit and listen to the teacher read in a methodical way. For students who need more structure, place the number of post-it notes in front of him/her that corresponds to the number of pages you intend to read. Remove a post-it as you finish each page. The visual will help lessen their anxiety.
- You will find one or more activities for each chapter. You will still have plenty to choose from and find those that fit best with your students.
- Differentiation:
 - For any activity, you can quickly differentiate for your lower level learners by using a color coding technique.
 - If sorting, outline each sorting category a certain color and then outline the corresponding pictures the same color.
 - Becomes a matching task.
- There are comprehension questions to accompany this unit. There are 5 questions for every 1-2 scenes with 3 picture answer choices. You will find these (in color and BW) in a separate file.

Suggestions on how I found this activity worked best in my classroom are provided. I typically had 6-8 students with one adult assistant in the room with me.

If you are using an adapted version of the play

I do not expect any of you will read the actual unabridged play. Luckily, this novel unit will work with any adapted or abridged version you may have. Here is what you can do.

- There are **31 activities** included in this novel study. You should have no problem finding an activity that will align with the scene you have read aloud from your adapted version. Remember, the activities are not comprehension based, but are more extensions of something that happened or was mentioned in that scene. Therefore, they will work with other versions of the play.
- The comprehension questions **ARE** based on each scene. But, they are very general and should still work *if you adapted version is broken into acts and scenes.*

Because this is such a difficult play to read, I realize most will use an abridged, adapted, or modified version. Here are some suggestions for how to make this novel study work for you.

Macbeth Novel Unit for Special Education

By
Christa Joy
Special Needs for Special Kids



This entire novel unit comes in 2 separate files. One is completely in color and one is completely in black and white.

Story Board : to use while reading and for class discussions. Laminate and make 1 copy for each student.

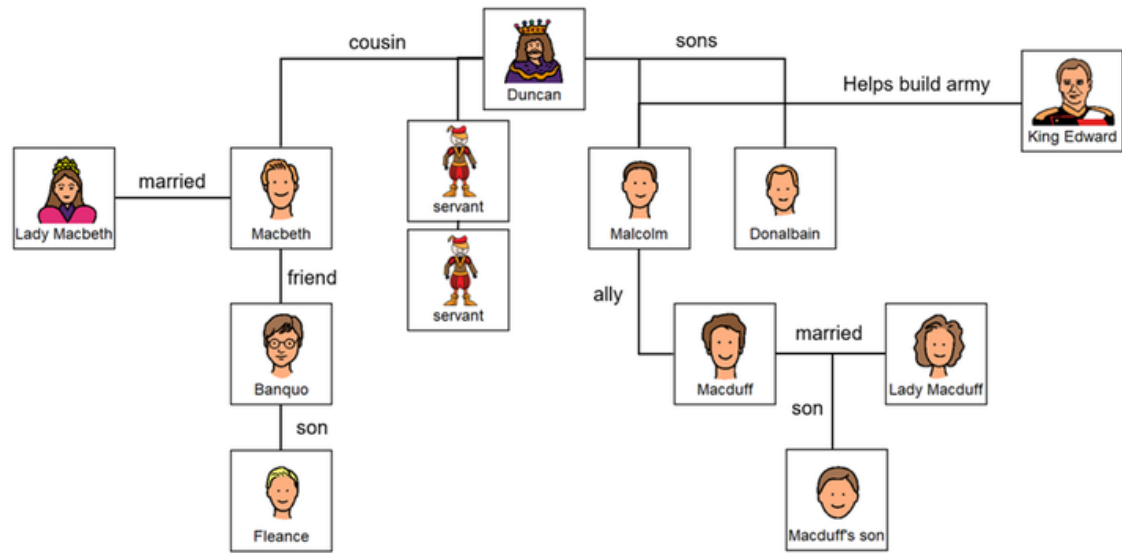


This unit comes with a vocabulary board.

Vocabulary boards are great for ALL students to assist with participation and engagement in group discussions.

Tips on how to use in the unit!!

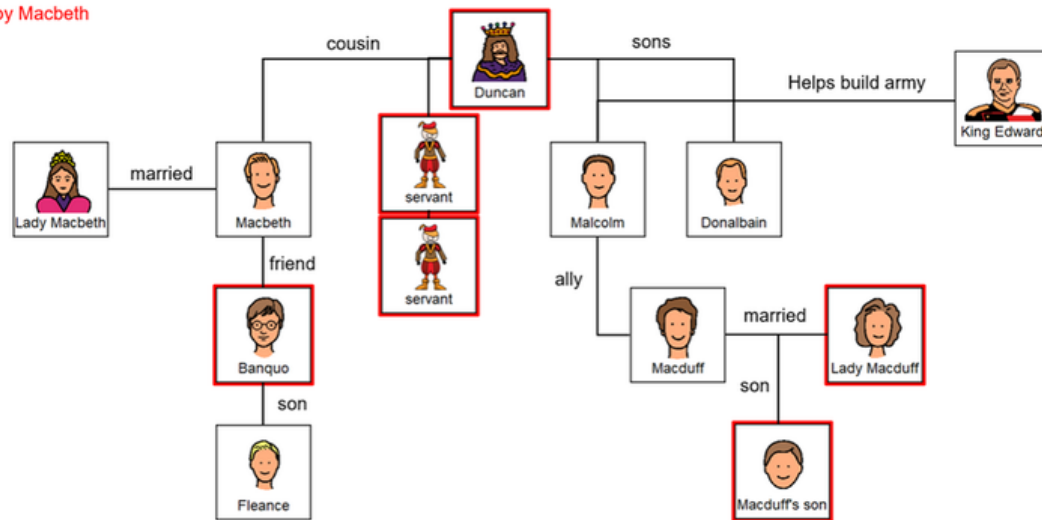
Macbeth



This unit also comes with a character map. The color version has a differentiated version showing all the characters Macbeth kills or has killed.

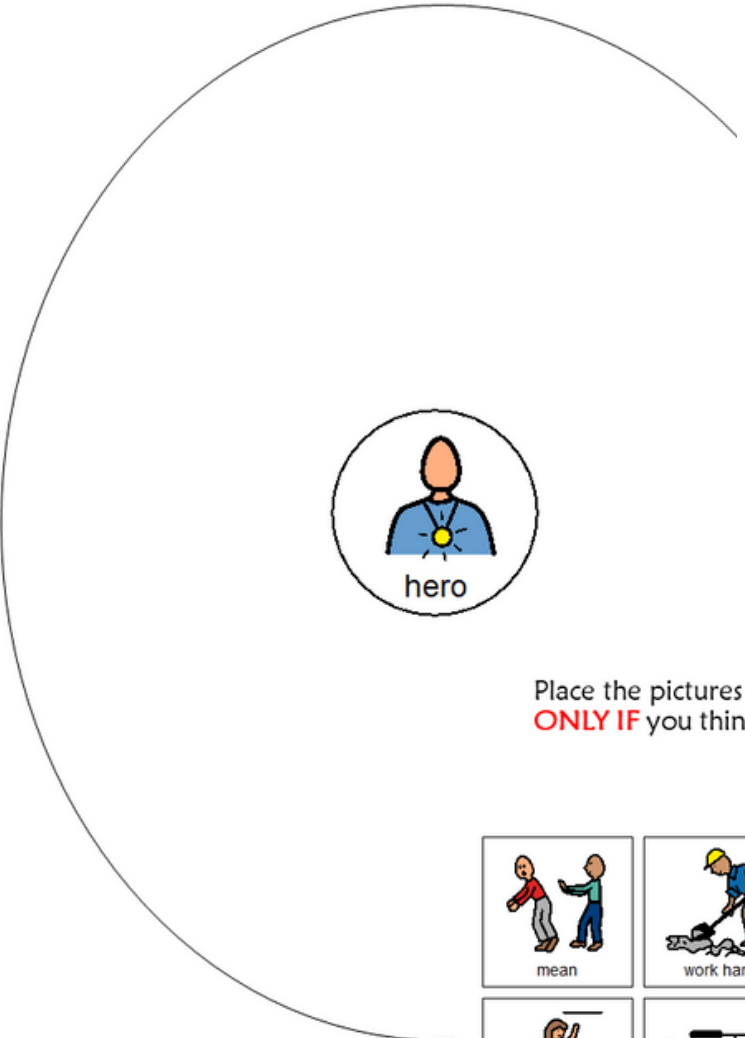
Macbeth

Killed by Macbeth



This uses the same character images used throughout the activities and questions for each scene.

Macbeth is a hero, saving Scotland from invasion. What does being a hero look like?



Place the pictures in the circle map on previous page showing what a hero looks like.

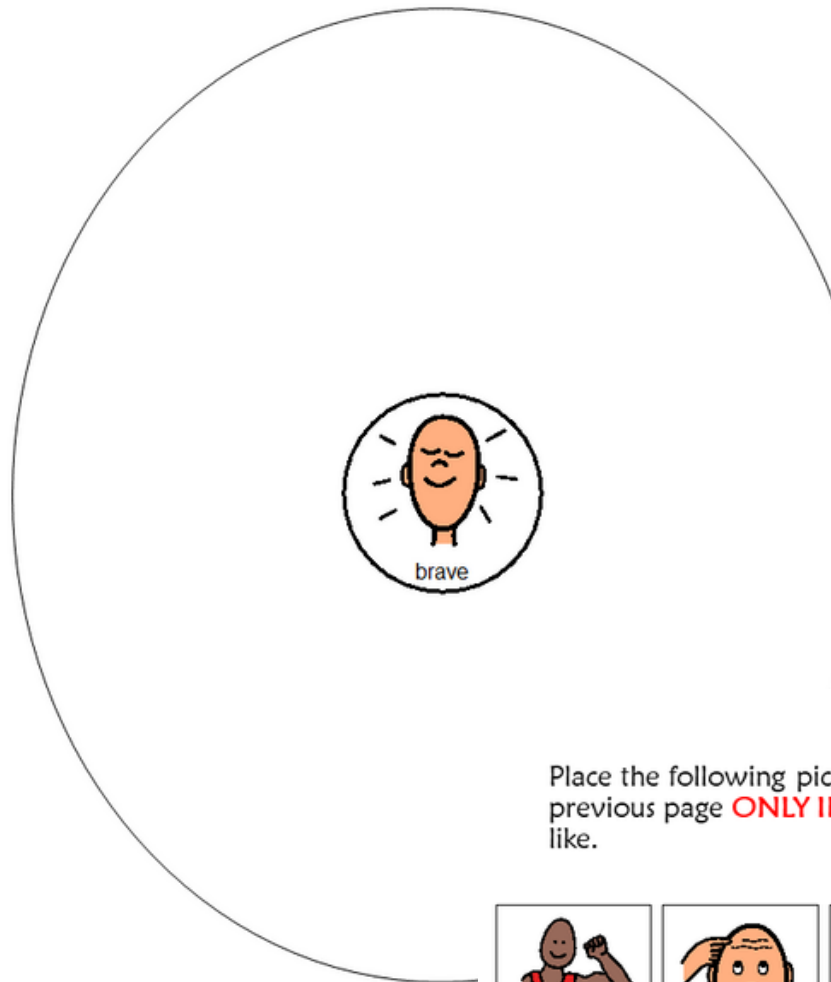


Place the pictures in the circle map on previous page **ONLY IF** you think it describes someone who is a hero.




There are circle maps in this unit. Circle maps are a great way for students to see a big idea.

Macduff's son is brave, standing up against the gang of killers send by Macbeth. Complete the circle map below to show what bravery looks like. Remember being brave does NOT mean you are not scared.




Place the following pictures in the circle map on the previous page to show what being brave looks like.



Each circle map comes with 2 choices:

An errorless option with only correct answers

Place the following pictures in the circle map on the previous page **ONLY IF** it shows what being brave looks like.



An option that has wrong answers mixed in students will need to set aside.

Macbeth has killed Duncan. Some things are considered crimes and some are not.









Look below and sort those that are considered crimes, and those that are not. If you are not sure, place it on the middle line.









There are sorting activities.

Directions on how to add color coding or a separate differentiated version is included.

Macbeth thought he was invincible until he found out Macduff was not born from a woman who was still living. Look at each famous character below and match the one thing that can destroy them.

 vampire	<input type="text"/>	 witch	<input type="text"/>
 Superman	<input type="text"/>	 werewolf	<input type="text"/>
 Green Lantern	<input type="text"/>	 Pinocchio	<input type="text"/>

 color yellow	 silver bullet	 water	 kryptonite	 lie	 sun
---	--	--	---	--	--


There are matching activities.

Directions on how to add color coding or a separate differentiated version is included.

I thought I saw a spy

I thought I saw a spy. He was in the

He was so



I ran to tell my














about it.

When we went back, he was

I think spies can be

Act 4
Scene 3

Christa Joy, Special Needs for Special Kids The Picture Communication Symbols ©1981-2019 by Tobii Dynavox. All Rights Reserved Worldwide. Used with permission. Boardmaker® is a trademark of Tobii Dynavox

 closet	 bedroom	 forest	 garage	 kitchen	 living room
 scary	 terrifying	 funny	 ugly	 huge	
 mom	 dad	 brother	 sister	 best friend	 teacher
 bigger	 gone	 sleeping	 eating	 reading	 watching TV
 great	 okay	 scary	 fun	 interesting	 funny

Act 4
Scene 3

Christa Joy, Special Needs for Special Kids The Picture Communication Symbols ©1981-2019 by Tobii Dynavox. All Rights Reserved Worldwide. Used with permission. Boardmaker® is a trademark of Tobii Dynavox

There are writing prompts. These are errorless activities that allow students to write a story independently.

What is a regret?

I regret is something you you had done.

A regret can make you feel .

A regret can help you makes better .

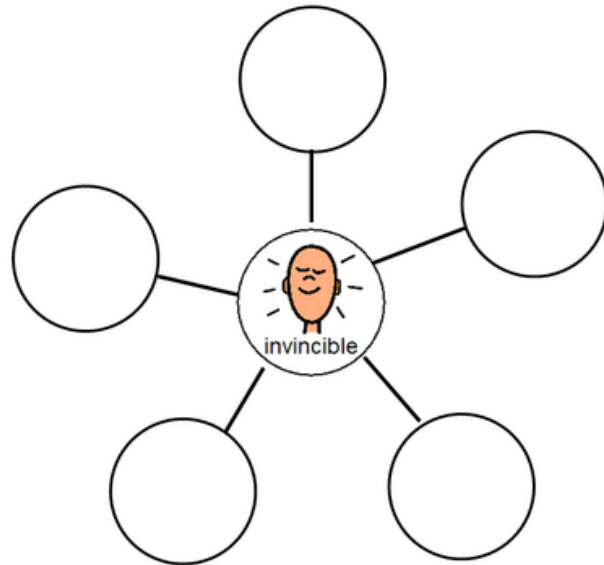
has regrets.

But, we can all from them.



Act 5
Scene 2-3
Christa Joy, Special Needs for Special Kids
The Picture Communication Symbols ©1981-2018 by Tobii Dynavox. All Rights Reserved
Used with permission. Boardmaker® is a trademark of Tobii Dynavox

Macbeth feels he is invincible due to the witches' prophecies. What does invincible mean?



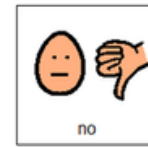

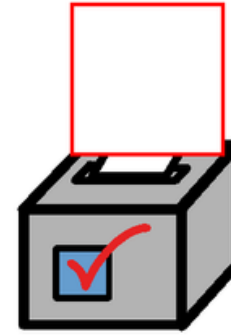
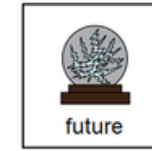

This play takes place in Scotland. Color in the country of Scotland.

Europe

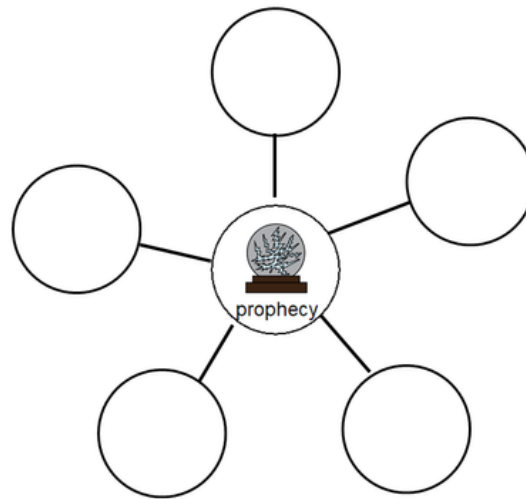


Act 1
Scene 1-2
Christa Joy, Special Needs for Special Kids
The Picture Communication Symbols ©1981-2018 by Tobii Dynavox. All Rights Reserved
Worldwide. Used with permission. Boardmaker® is a trademark of Tobii Dynavox

Time to vote!! Do you believe the witches can tell Macbeth about the future?



What have been some of the witches' prophecies for Macbeth?



Act 4
Scene 1
Christa Joy, Special Needs for Special Kids
The Picture Communication Symbols ©1981-2018 by Tobii Dynavox. All Rights Reserved
Worldwide. Used with permission. Boardmaker® is a trademark of Tobii Dynavox

Because there are so many activities, you can choose the ones that fit your students the best.

Act 1
Scene 1-2

1. Who are meeting to talk about Macbeth?



2. What is the weather like as they meet?



3. Who intervened to save Scotland from the current invasion?



4. Why did Sweno, King of Norway, think they would be successful invading Scotland?



5. Did Macbeth allow Sweno to win?



Act 2
Scene 2

1. What does Lady Macbeth put in the servants' drinks?



2. Did Macbeth stab Duncan?



3. Who does Macbeth think might have overheard him?



4. Who placed the daggers to the servants' sides?



5. What is covering Lady Macbeth and Macbeth's hands?



This unit does come with comprehension questions. There are 5 questions for every 1-2 scenes. Each question has 3 picture choices. They are in color and black and white.

Answer key included!!