

Special Ed

HAMLET



21 activities

act/scene questions



Special Needs for Special Kids

These novel units are something I created and started using in my classroom. I had students with significant challenges and most were **non-readers**. They were the best thing I ever did, and my students LOVED them.



Table of Contents

Worksheet pages	Activity	Act/Scene
5	Suggestions for use	
6	Story board	
7	Title and Author	
8	Map of Denmark	Act 1 Scene 1
9-11	True about most ghosts	Act 1 Scene 1
12-13	Difficult emotions	Act 1 Scene 2
14	What does forbid mean?	Act 1 Scene 3
15-16	Adult or kids drinks	Act 1 Scene 4
17	What is revenge?	Act 1 Scene 5
18-20	What makes people do strange things?	Act 2 Scene 1
21-22	Love is	Act 1 Scene 2
23-24	Places to put on a play	Act 2 Scene 1-2
25	What is eavesdropping?	Act 2 Scene 3
26	Types of plays	Act 3 Scene 2
27-29	Feeling guilty	Act 3 Scene 2
30	What is regret?	Act 3 Scene 2
31-32	Accident or on purpose?	Act 3 Scene 2
33	Solutions to problems	Act 4 Scene 1
34-36	When you are frustrated	Act 4 Scene 1
37-39	What do you know about pirates?	Act 4 Scene 1

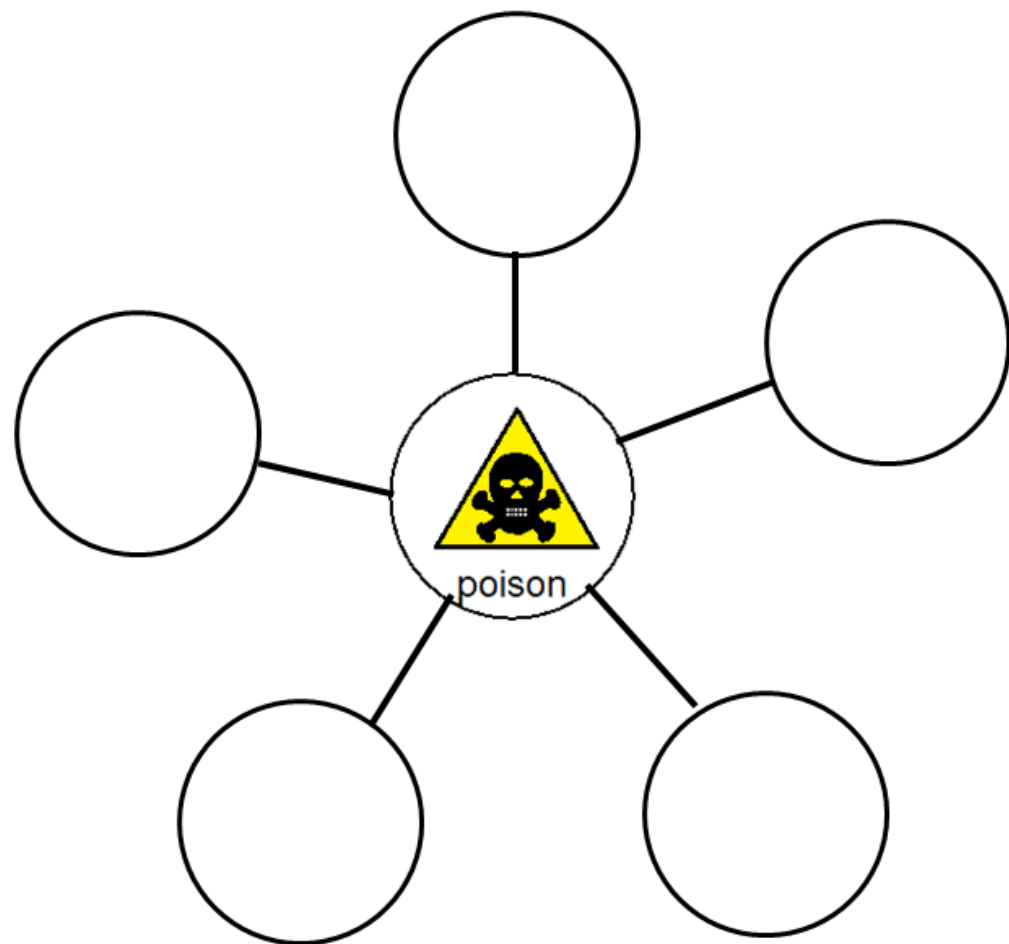
Christa Joy, Special Needs for Special Kids
 The Picture Communication Symbols ©1981-2019 by Tobii Dynavox. All Rights Reserved
 Worldwide. Used with permission. Boardmaker® is a trademark of Tobii Dynavox

Table of Contents

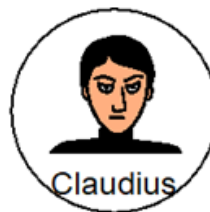
Worksheet pages	Activity	Ch.
40-42	Things in a graveyard	Act 5 Scene 1
43-44	Alternative to fighting	Act 5 Scene 1
45	Characters who are poisoned in the play	Act 5 Scene 2
46-47	Character map	Extra
48	If you are using an adapted version	
49-51	Other novel units available	
52-53	Terms of Use	

This novel unit has **21 different activities**. There are one or more activities for each scene. These activities are NOT comprehension-based. So, even if your students do not pay attention, they can still complete the activity.


Who are all the people who are poisoned in the play?




King Hamlet




Claudius



Hamlet



Gertrude



Laertes

For example, in this activity, students will identify all the characters who were poisoned in the play. This is an errorless activity.

Suggestions for Use

- I made this unit to go along with the book, *Hamlet* by William Shakespeare.
- The thought is that you would be reading it aloud to your class at a rate of about 1 scene per day.
- Be sure to give each student their own copy of the story board (pg. 6) to use while reading and discussing the story.
- Benefits of reading out loud, even to classes made up of severely affected students:
 - Teaches students to sit quietly even when there isn't something for them to do. This is such an important life skill. We all have to spend time sitting and listening to someone we are not that interested in at some point.
 - Parents will LOVE you. Not only will they be excited their child is being exposed to age appropriate material, but you are teaching them how to sit quietly, which will hopefully transfer to home as well.
 - Even with your lowest level learners, you will have 1 or 2 that will truly enjoy the story.
- It can be a calming experience to sit and listen to the teacher read in a methodical way. For students who need more structure, place the number of post-it notes in front of him/her that corresponds to the number of pages you intend to read. Remove a post-it as you finish each page. The visual will help lessen their anxiety.
- You will find one or more activities for each chapter. You will still have plenty to choose from and find those that fit best with your students.
- Differentiation:
 - For any activity, you can quickly differentiate for your lower level learners by using a color coding technique.
 - If sorting, outline each sorting category a certain color and then outline the corresponding pictures the same color.
 - Becomes a matching task.
- There are comprehension questions to accompany this unit. There are 5 questions for every scene with 3 picture answer choices. You will find these (in color and BW) in a separate file.

Suggestions on how I found this activity worked best in my classroom are provided. I typically had 6-8 students with one adult assistant in the room with me.

If you are using an adapted version of the play


I do not expect any of you will read the actual unabridged play. Luckily, this novel unit will work with any adapted or abridged version you may have. Here is what you can do.

- There are 21 activities included in this novel study. You should have no problem finding an activity that will align with the scene you have read aloud from your adapted version. Remember, the activities are not comprehension based, but are more extensions of something that happened or was mentioned in that scene. Therefore, they will work with other versions of the play.
- The comprehension questions ARE based on each scene. But, they are very general and should still work if you adapted version is broken into acts and scenes.

Because this is such a difficult play to read, I realize most will use an abridged, adapted, or modified version. Here are some suggestions for how to make this novel study work for you.

Hamlet Novel Unit for Special Education

By
Christa Joy
Special Needs for Special Kids



This entire novel unit comes in 2 separate files. One is completely in color and one is completely in black and white.

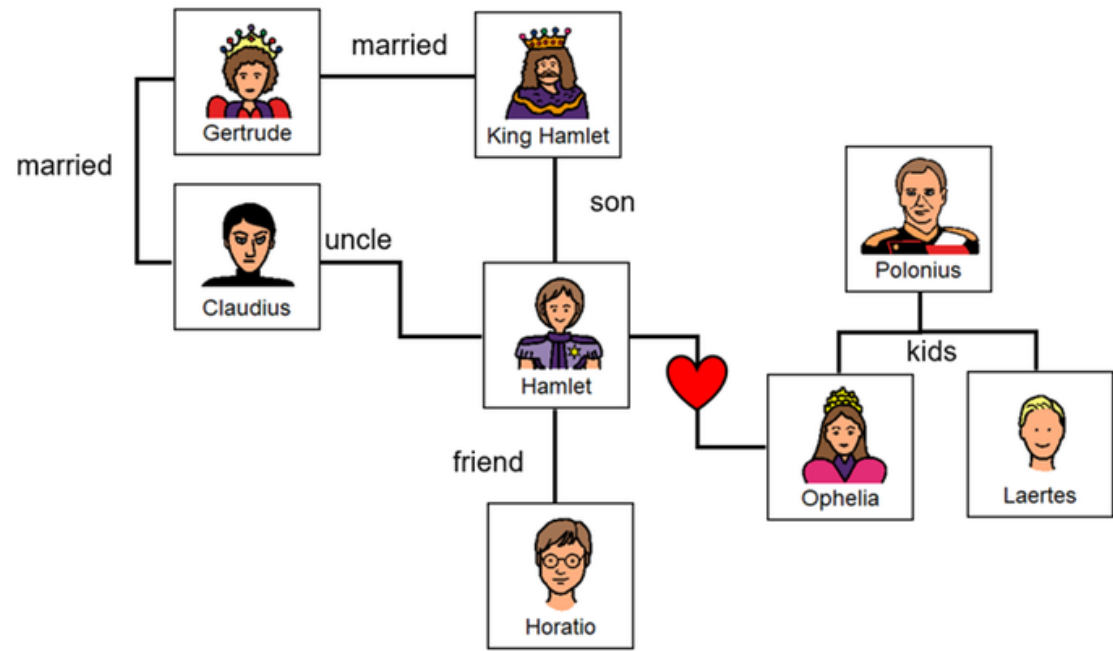
This unit comes with a vocabulary board.

Vocabulary boards are great for ALL students to assist with participation and engagement in group discussions.

Tips on how to use in the unit!!

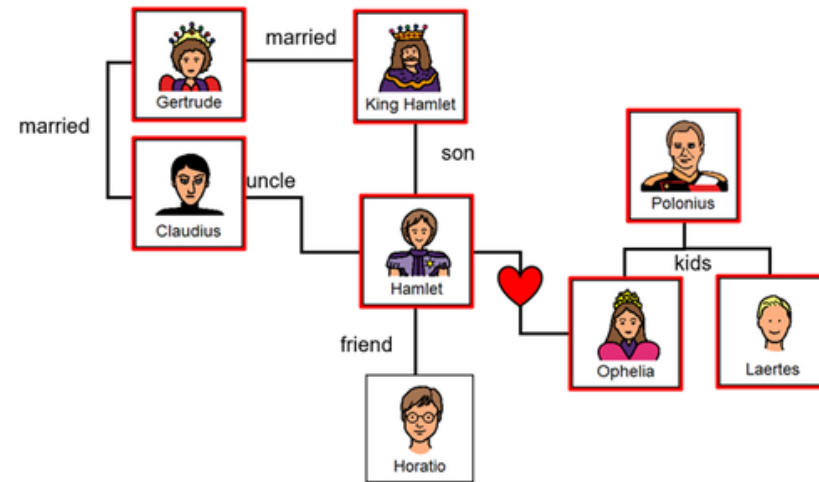


Storyboard : to use in group discussions. Laminate and use for each student.



This unit also comes with a character map. The color version has a differentiated version showing all the characters who die in the play.

Die in the play



This uses the same character images used throughout the activities and questions for each scene.

King Hamlet is a ghost that will appear throughout the play. Think about most ghosts you read about in stories. What is true about many (maybe not all) of them.



Place the following in the circle map showing things true about most ghosts you read about.

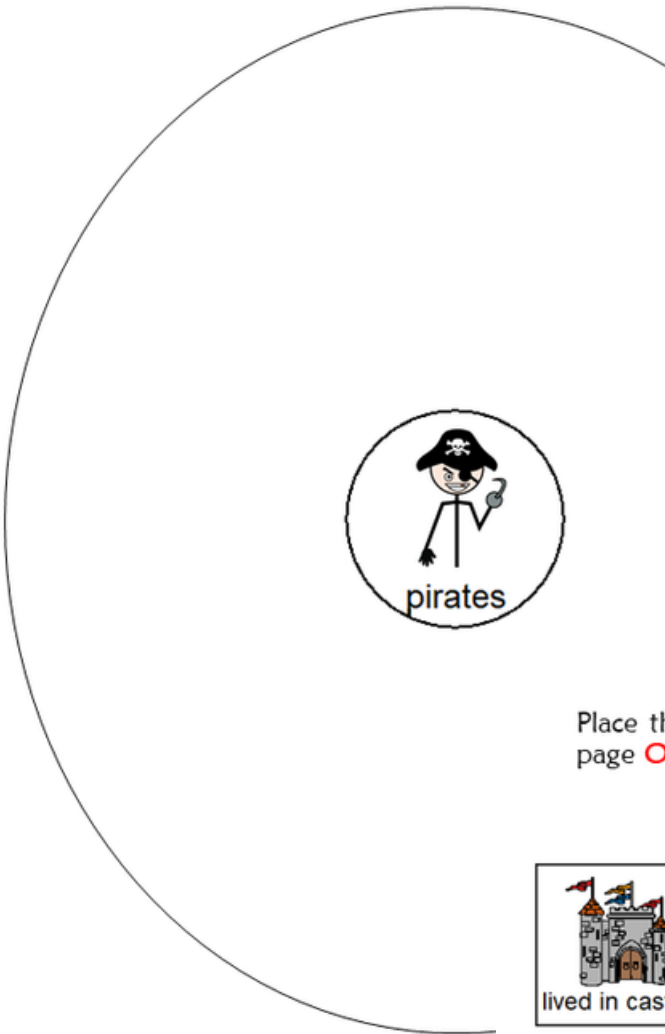
person is dead	in a graveyard	float above ground	walk through things	pretend
haunt places	cannot touch	can disappear	scary	see through

Place the following on the previous page **ONLY IF** they are true about most ghosts you read about.

person is dead	in a graveyard	float above ground	real	pretend
haunt places	hug them	can disappear	scary	see through them
live at beach	cannot touch	play piano	walk through things	factory worker

There are circle maps in this unit. Circle maps are a great way for students to see a big idea.

Hamlet was captured and then released by pirates. What do you know about pirates?



Errorless version

Place the following pictures in the circle map on the previous page showing some things about pirates.



Place the following pictures in the circle map on the previous page **ONLY IF** you think they are true about pirates.



Each circle map comes with 2 choices:


An errorless option with only correct answers

An option that has wrong answers mixed in students will need to set aside.

Imagine you had to put on a play. Where are some places that would good for a performance? Use your imagination!!



Sort into the correct column on the previous page. If you are not sure then place it on the middle line.



There are sorting activities.

Directions on how to add color coding or a separate differentiated version is included.

What is a regret?

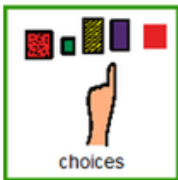
A regret is something you you had done.

A regret can make you feel .


A regret can help you makes better .

has regrets.

But, we can all from them.



choices



learn



sad



wish



everybody

There are matching activities.

Directions on how to add color coding or a separate differentiated version is included.

Love...

Love sounds like

Love smells like

Love looks like

Love tastes like

Love feels like



There are writing prompts. These are errorless activities that allow students to write a story independently.

This play takes place in Denmark. Color in the country of Denmark.

Europe



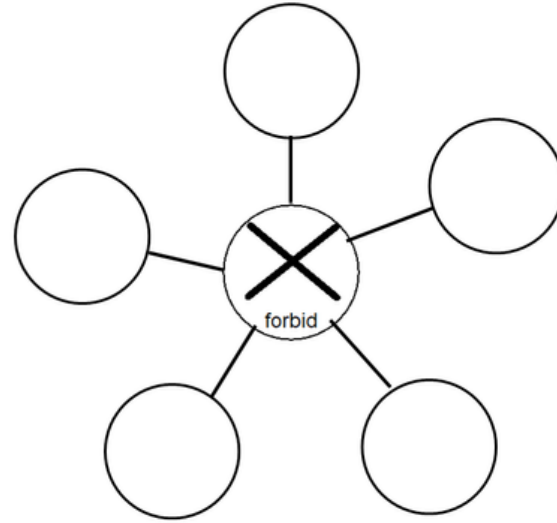
Ophelia is singing as she meets with the king and queen which they find very strange. There are places and times that is ok to sing and not ok to sing. Sort the following locations into the correct column below.



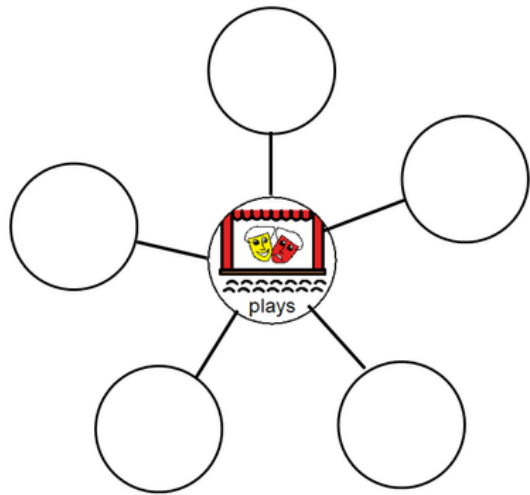
Sort into the correct column on the previous page. If you think it could go in both columns, then place it on the middle line.



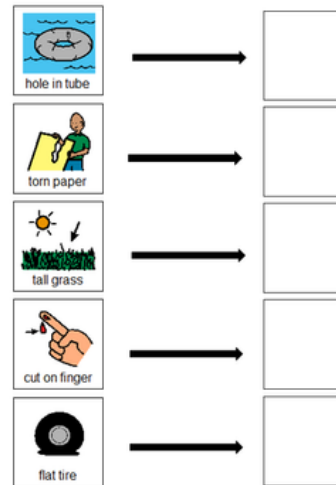
Ophelia's father, Polonius, forbids her to see Hamlet. What does it mean to forbid something?



What are some different types of plays?



Claudius decides sending Hamlet away and having the King Of England to kill Hamlet would be a solution to his problems. Match the solution to each common problem below.



Because there are so many activities, you can choose the ones that fit your students the best.

Act 1
Scene 1

1. What do Barnardo and Marcellus say they have seen?



2. What is the ghost wearing?




3. Who do they think the ghost is?



4. Are they able to stop the ghost from leaving?



5. Where do they believe the ghost returns at night?



Act 2
Scene 2

1. What did Polonius bring as proof of Hamlet's love for Ophelia?



2. Who came to visit the castle?



3. Does Hamlet enjoy the actors' performance?



4. Who joins in the performance?



5. What will Hamlet have the actors do in their next performance?



This unit does come with comprehension questions. There are 5 questions for every 1-2 scenes. Each question has 3 picture choices. They are in color and black and white.

Answer key included!!

