

Special Ed

# WHAT COMES NEXT



Special Needs for Special Kids

31 activities

chapter questions

These novel units are something I created and started using in my classroom. I had students with significant challenges and most were **non-readers**. They were the best thing I ever did, and my students LOVED them.



# Table of Contents

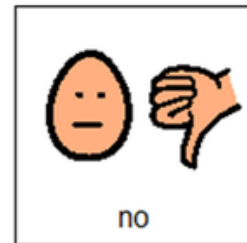
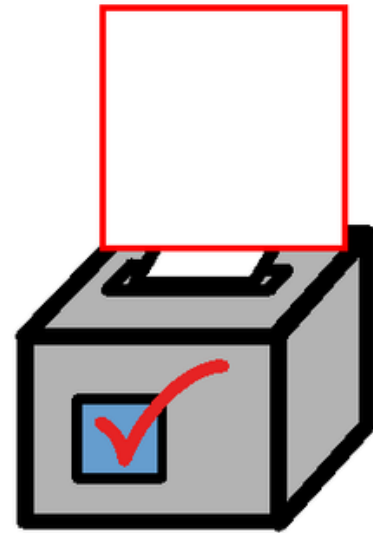


Worksheet pages	Activity	Chapter
5	Suggestions for use	
6	Story board	
7	Title and Author	
8-9	Good and bad memories	1-3
10	What is a tragedy?	1-3
11-12	Saying Goodbye	4-6
13-14	My Nightmare	4-6
15-16	Big or little dogs	7-9
17-18	Things that make you sad	10-12
19-20	The Perfect Pet	13-15
21-22	Dog commands	16-18
23	Reasons a dog barks	16-18
24-26	Things that makes a person angry	19-21
27-28	Ways to comfort someone	22-24
29-30	Consequences	22-24
31-32	How to apologize	25-27
33-34	Going on a hike	25-27
35	What is a white lie?	28-29
36-38	Ways to communicate	30-32
39-41	Common allergies	30-32
42	Hide and seek	33-35
43-44	People you can trust	36-38
45-47	Things that fly	39-40

## Table of Contents

Worksheet pages	Activity	Chapter
48-50	Things you are thankful for	39-40
51-53	What does chaos look like?	41-43
54	What does flustered mean?	41-43
55-56	Emotions	44-46
57	True forgiveness	47-48
58-60	Things at a hardware store	47-48
61-63	Being a good friend	49-51
64-66	What is a hero?	49-51
67-68	Lost dog poster	52-54
69	Vote: Do you think Jack was Charlie?	52-54
70-72	Additional novel units	
73-74	Terms of use	

This novel unit has **31 different activities**. There are one or more activities for each chapter. These activities are NOT comprehension-based. So, even if your students do not pay attention, they can still complete the activity.

Time to vote!! Do you believe Jack was really Charlie?



For example, at the end of the story, Thea shares that she believes Jack was really Charlie. In this activity, students will vote if they agree. You can tally the votes and make a bar chart of students' response.

# Suggestions for Use

- I made this unit to go along with the book, *What Comes Next* by Rob Buyea.
- The thought is that you would be reading it aloud to your class at a rate of about 1 chapter per day.
- Be sure to give each student their own copy of the story board (pg. 7) to use while reading and discussing the story.
- Benefits of reading out loud, even to classes made up of severely affected students:
  - Teaches students to sit quietly even when there isn't something for them to do. This is such an important life skill. We all have to spend time sitting and listening to someone we are not that interested in at some point.
  - Parents will LOVE you. Not only will they be excited their child is being exposed to age appropriate material, but you are teaching them how to sit quietly, which will hopefully transfer to home as well.
  - Even with your lowest level learners, you will have 1 or 2 that will truly enjoy the story.
- It can be a calming experience to sit and listen to the teacher read in a methodical way. For students who need more structure, place the number of post-it notes in front of him/her that corresponds to the number of pages you intend to read. Remove a post-it as you finish each page. The visual will help lessen their anxiety.
- You will find activity for most chapters. You will still have plenty to choose from and find those that fit best with your students.
- Differentiation:
  - For any activity, you can quickly differentiate for your lower level learners by using a color coding technique.
  - If sorting, outline each sorting category a certain color and then outline the corresponding pictures the same color.
  - Becomes a matching task.
- There are comprehension questions to accompany this unit. There are 5 questions for every 3 chapters with 3 picture answer choices. You will find these (in color and BW) in a separate file.

Suggestions on how I found this activity worked best in my classroom are provided. I typically had 6-8 students with one adult assistant in the room with me.

Color version

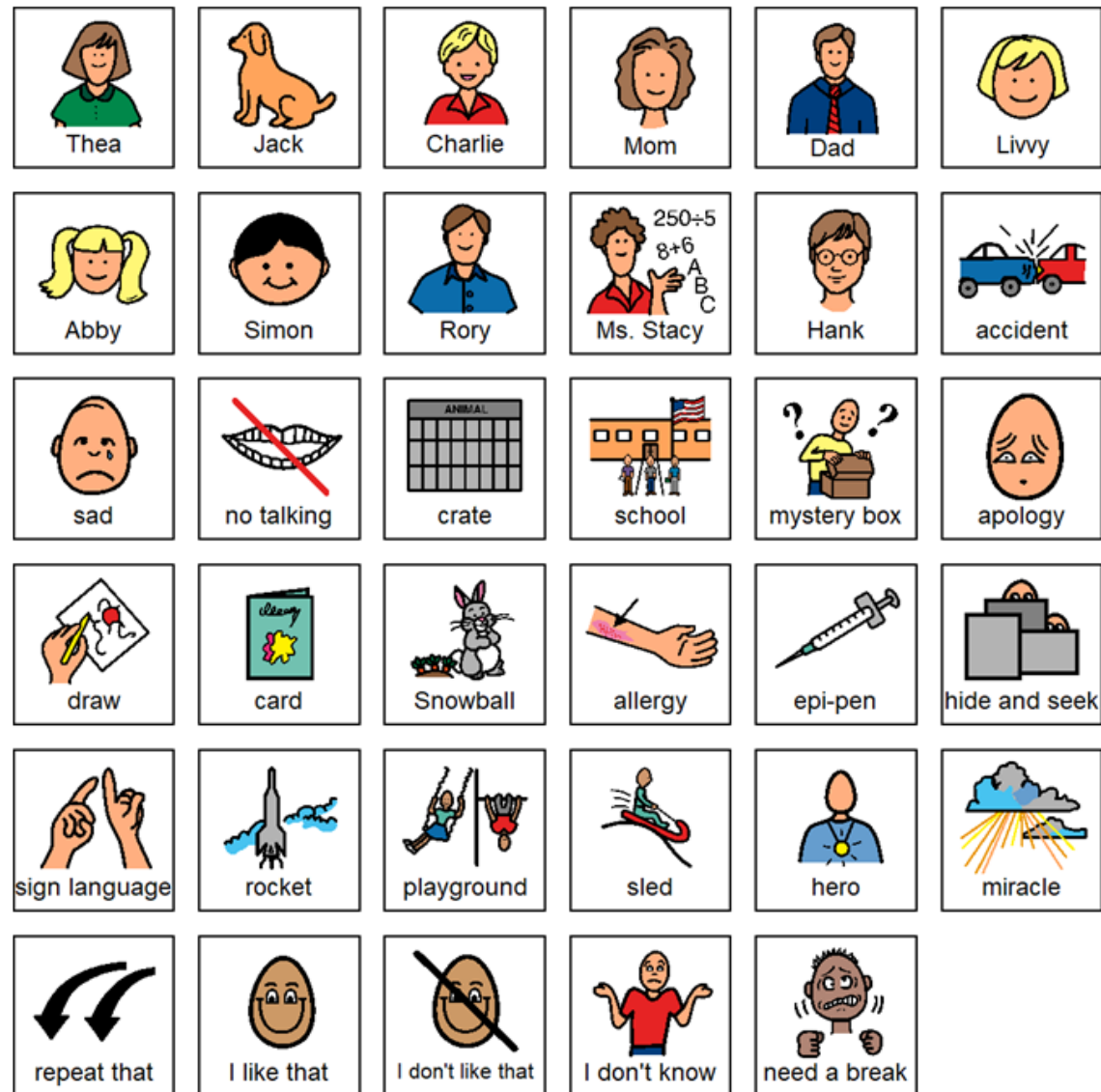
# What Comes Next Novel Unit for Special Education

By  
Christa Joy  
Special Needs for Special Kids



*This entire novel unit  
comes in 2 separate files.  
One is completely in color  
and one is completely in  
black and white.*

Story Board : to use while reading and for class discussions. Laminate and make 1 copy for each student.



This unit comes with a vocabulary board.


Vocabulary boards are great for ALL students to assist with participation and engagement in group discussions.

Tips on how to use in the unit!!


What are some things that fly?  
 HINT: They don't all have to be animals!!

errorless

Place the following in the circle map showing some things that can fly.



Place the following on the previous page **ONLY IF** they are things that can fly.




There are circle maps in this unit. Circle maps are a great way for students to see a big idea.



What are some things you would find in a hardware store?



Place the following in the circle map showing things in a hardware store.



errorless

Place the following on the previous page **ONLY IF** they would be found in a hardware store.

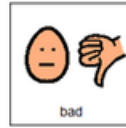


Each circle map comes with 2 choices:


An errorless option with only correct answers

An option that has wrong answers mixed in students will need to set aside.

Thea is dealing with a lot of emotions. Some emotions make you feel good, and some make you feel bad. Sort the emotions on the next page depending on how you think they would make you feel.



Put each event in the correct column on the previous page. If you are not sure, put it on the middle line.



There are sorting activities.

Directions on how to add color coding or a separate differentiated version is included.

Read or listen to each command below. Find the photo of the dog performing that command.

sit	down
heel	fetch
stay	come

Christa Joy, Special Needs for Special Kids  
The Picture Communication Symbols ©1981–2018 by Tobii Dynavox. All Rights Reserved Worldwide.  
Used with permission. Boardmaker® is a trademark of Tobii Dynavox

CH 16-18

Match with the commands on previous page.



Christa Joy, Special Needs for Special Kids  
The Picture Communication Symbols ©1981–2018 by Tobii Dynavox. All Rights Reserved Worldwide.  
Used with permission. Boardmaker® is a trademark of Tobii Dynavox

CH 16-18

22

*There are matching activities.*

*Directions on how to add color coding or a separate differentiated version is included.*

# Taking a Nature Hike

The other day, I went walking down at the

went with me.


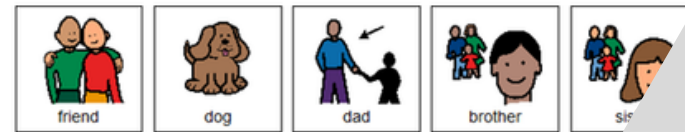
It was

outside.



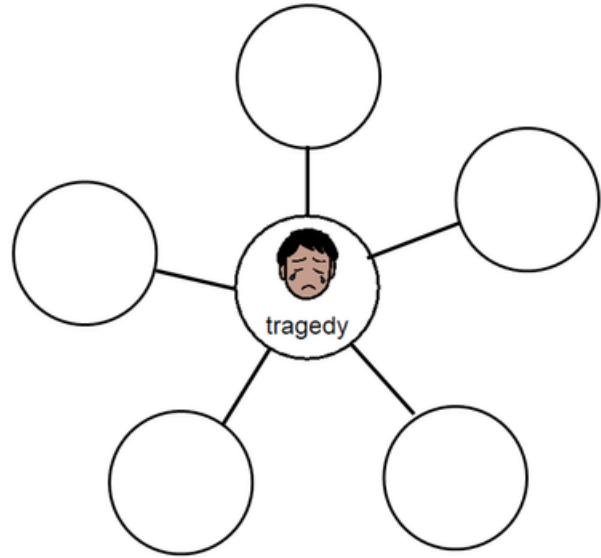
I saw a lot of

is my favorite time of year.



There are writing prompts. These are errorless activities that allow students to write a story independently.

# What is a tragedy?



CH 1-3

Christa Joy, Special Needs for  
The Picture Communication Symbols © 1981-2018  
Worldwide. Used with permission. Boardmaker


We all have memories about the past. Sort the following into whether you think they would be good memories or bad memories.



Sort the pictures into the correct column on the previous page.



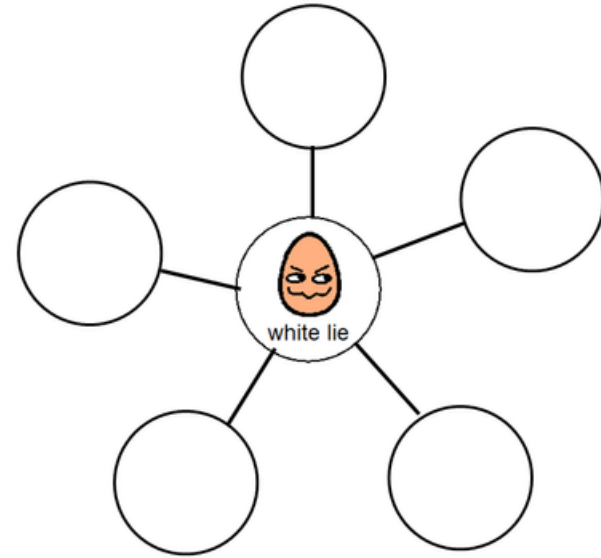
If you were playing hide and seek circle the best place to hide in each location.



Special Needs for Special Kids  
1981-2019 by Tobii Dynavox. All Rights Reserved  
Boardmaker® is a trademark of Tobii Dynavox

42

# What is a white lie?



CH 28-29

Christa Joy, Special Needs for Special Kids  
The Picture Communication Symbols © 1981-2018 by Tobii Dynavox. All Rights Reserved  
Worldwide. Used with permission. Boardmaker® is a trademark of Tobii Dynavox

Because there are so many activities, you can choose the ones that fit your students the best.

## CH 1-3

1. What had Sparky stolen and taken to Mom and Dad's bed?



bone



leash



diaper

2. What did Charlie teach Thea to do?



fish



skateboard



ride a bike

3. Did Thea catch a fish?



yes



no



I don't know

4. What happened to Charlie?



moved



got sick



died

5. What did Thea stop doing after Charlie died?



singing



talking



drawing

## CH 16-18

1. What did Jack chew up the first morning he was there?



newspaper



remote



sneaker

2. What was Jack afraid of?



loud noises



water



spiders

3. Did Thea go back to school?



yes



no



I don't know

4. How was Jack when the girls got back from school?



sleeping



sick



wet

5. What had Jack been doing all day long?



barking



sleeping



throwing up

This unit does come with comprehension questions. There are 3 questions for every 2 chapters. Each question has 3 picture choices. They are in color and black and white.

Answer key included!!