

Special Ed

SPRING READ ALOUD BUNDLE

ELEMENTARY
SCHOOL



Special Needs for Special Kids

ALSO INCLUDES GOOGLE SLIDES



This bundle includes resources created for students with significant challenges (like autism and ID) and most were **non-readers**. This is a great way to expose all students the same curriculum their peers are following.

This bundle includes 8 different books. Each has one week's worth of activities. It includes:

- **Busy Spring**
- **Lola Plants a Garden**
- **Spring Stinks**
- **Spring Book**
- **Toad Weather**
- **When Spring Comes**
- **Tops and Bottoms**
- **The Tiny Seed**

**All units have
printable AND
digital
versions**

Table of Contents

Worksheet pages	Title
4-5	Story board
6-9	What a seed needs to grow circle map
10-12	Dangers the seed avoids circle map
13-14	Sequence how a seed grows
15-17	Sorting monthly events from the story
18-21	Tiny Seed close worksheets
22-34	Where is the Tiny Seed preposition booklet
35-36	Terms of Use

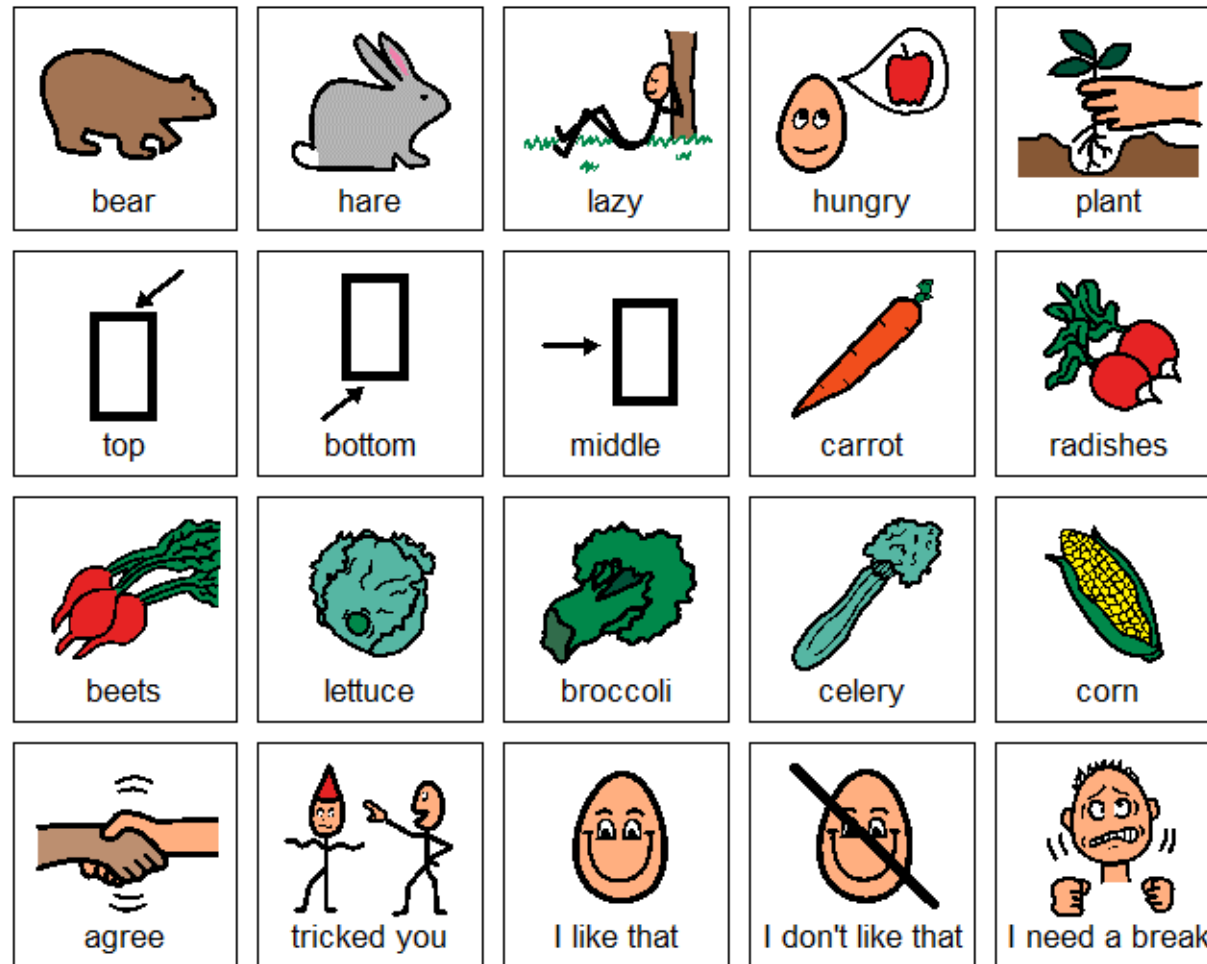
In a separate file:

- Directions and links to digital activities
- Activities in black and white
- Social Story

Christa Joy, Special Needs for Special Kids

Every unit has a table of contents. There is a separate file with directions and links to the digital activities.

From: The Tiny Seed



Christa Joy, Special Needs for Special Kids
 The Picture Communication Symbols ©1981–2021 by Tobii Dynavox. All Rights Reserved
 Worldwide. Used with permission. Boardmaker® is a trademark of Tobii Dynavox











Every unit has a
 storyboard to use
 while reading the
 book aloud.
 Suggestions for use
 are included.

From: **Tops & Bottoms**

What do you know about toads?



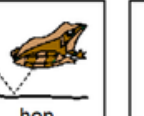





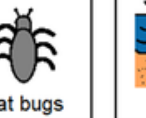






Errorless version

Place some things in the circle map about toads.

 dry skin	 warts	 hop	 born in water	 live on land
 brown skin	 hibernate in winter	 group called a knot	 eat bugs	 some are poisonous



Place the following on the previous page **ONLY IF** they are facts about toads.

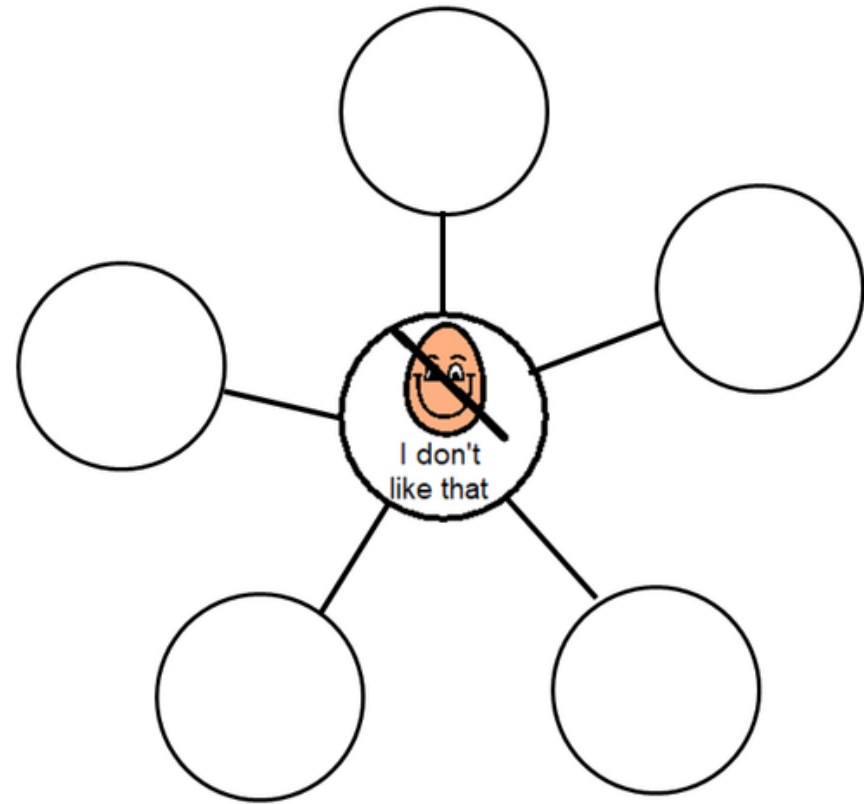
 dry skin	 warts	 hop	 feathers	 live on land
 fur	 hibernate in winter	 group called a knot	 eat bugs	 ocean
 brown skin	 fly	 bark	 born in water	 some are poisonous

Christa Joy, Special Needs for Special Kids The Picture Communication Symbols ©1981-2018 by Tobii Dynavox. All Rights Reserved Worldwide. Used with permission. Boardmaker® is a trademark of Tobii Dynavox

Most books come with a circle map covering a concept in the book. These come with an errorless option and an option with wrong answers mixed in.

From: Toad Weather

What are some ways to say you don't like something?



Christa Joy, Special Needs for Special Kids
The Picture Communication Symbols ©1981-2018 by Tobii Dynavox. All Rights Reserved
Worldwide. Used with permission. Boardmaker® is a trademark of Tobii Dynavox

Some units include a word map to introduce a word that may not be familiar to students. This is an errorless activity.

From: Spring Stinks

Sort the following things depending on if it would grow in Lola's garden (flowers) or her mom's garden (vegetables).



Lola



flowers



Mom



vegetables

tomato

daffodil

daisy

asparagus

blossoms

flower

cucumber

green beans

flower

sweet peas

carrot

roses

bell pepper

sunflower

lily

radishes

© 1981-2018 by Tobii Dynavox. All rights reserved. Used with permission. Boardmaker® is a trademark of Tobii Dynavox.

Many units include a sorting activity.

There are suggestions for differentiation included.


From: Lola Plants a Garden

Match the picture that goes best with each example of personification.

The rainbow painted color across the sky.	<input type="checkbox"/>	The lightning danced across the sky.	<input type="checkbox"/>
The garden was sleeping in the winter.	<input type="checkbox"/>	The bee flew by in a hurry.	<input type="checkbox"/>
The birds chattered in the trees.	<input type="checkbox"/>	The plants raced to get more light.	<input type="checkbox"/>
The flowers were begging for some water.	<input type="checkbox"/>	The petals came dancing down.	<input type="checkbox"/>
The fireflies winked to me in the woods.	<input type="checkbox"/>	The robin told me spring was coming.	<input type="checkbox"/>

Christa Joy, Special Needs for Special Kids
The Picture Communication Symbols ©1981-2021 by Tobii Dynavox. All Rights Reserved
Worldwide. Used with permission. Boardmaker® is a trademark of Tobii Dynavox

Match the picture with the personification.



Christa Joy, Special Needs for Special Kids
The Picture Communication Symbols ©1981-2021 by Tobii Dynavox. All Rights Reserved
Worldwide. Used with permission. Boardmaker® is a trademark of Tobii Dynavox

Many units include a matching activity. There are suggestions for differentiation included or a color-coded option is included.

From: Busy Spring

Waiting on Spring



I spring.

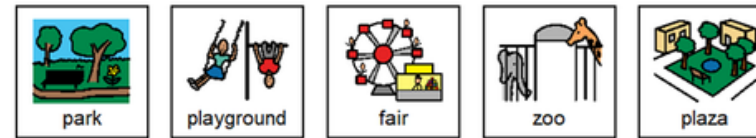
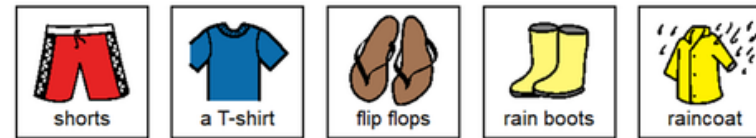

I can't wait for the you see in spring.

I can't wait to wear in the spring.

I want to go to the in the spring.

Spring will be here soon. I am so .


Christa Joy, Special Needs for Special Kids The Picture Communication Symbols ©1981-2019 by Tobii Dynavox. All Rights Reserved Worldwide. Used with permission. Boardmaker® is a trademark of Tobii Dynavox












Christa Joy, Special Needs for Special Kids The Picture Communication Symbols ©1981-2019 by Tobii Dynavox. All Rights Reserved Worldwide. Used with permission. Boardmaker® is a trademark of Tobii Dynavox

All units include a writing prompt. This is an errorless activity and allows students to write their own stories about winter.

From: When Spring Comes



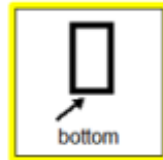
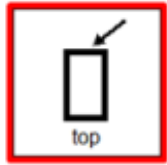
Place the following in the circle map showing dangers the seed faced.

 burned by the sun	 icy mountain	 drown in the ocean	 die in the desert
 eaten by a bird	 eaten by a mouse	 shaded by big plant	 stepped on
 picked			

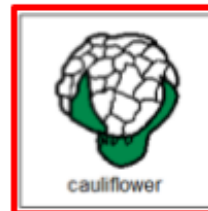


Christa Joy, Special Needs for Special Kids The Picture Communication Symbols ©1981-2018 by Tobii Dynavox. All Rights Reserved Worldwide. Used with permission. Boardmaker® is a trademark of Tobii Dynavox

There are digital versions of the activities included. Students click and drag the answers.

From: The Tiny Seed



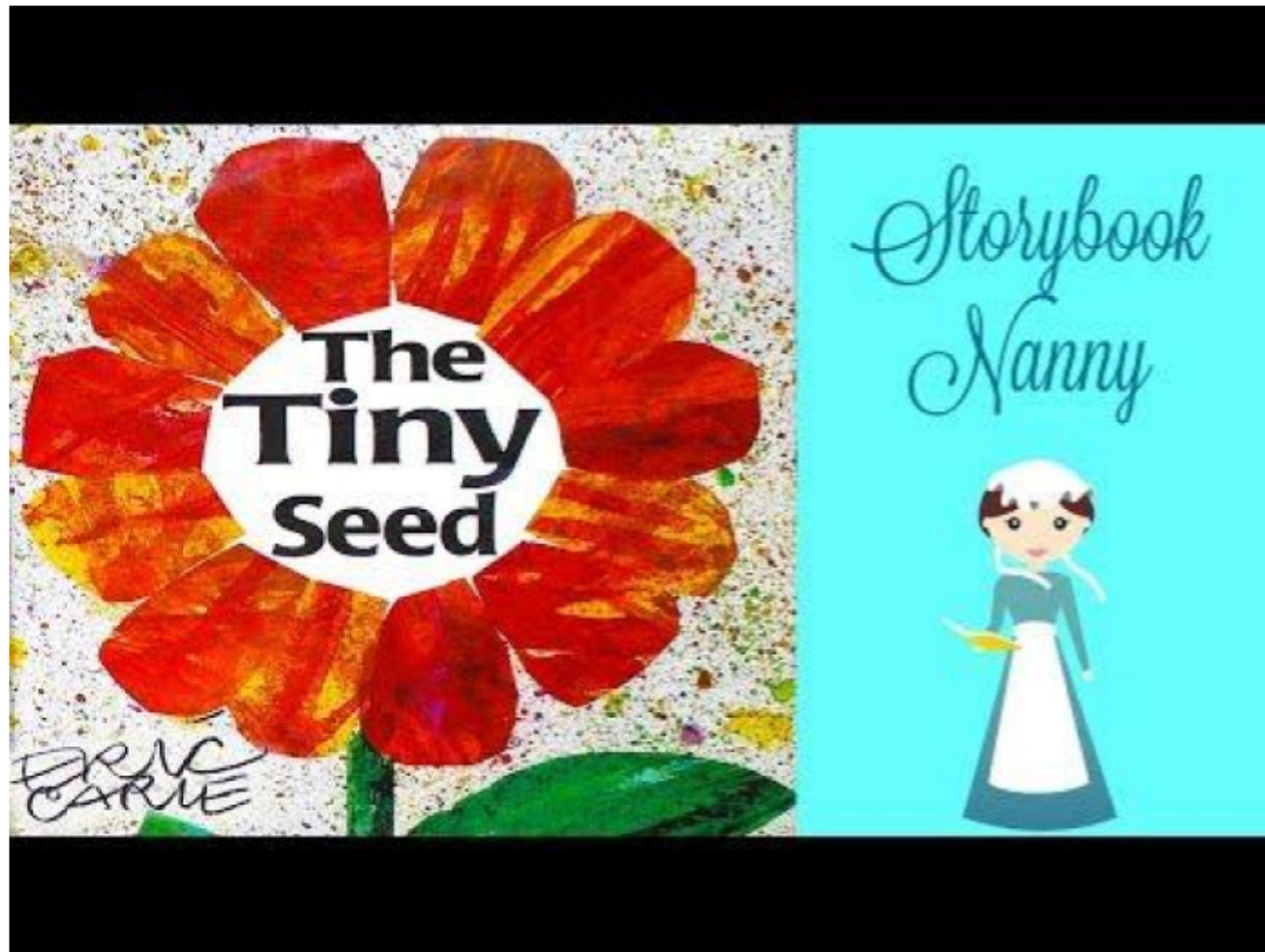
Sort the pictures into those that show those things you would eat the tops of and those you would eat the bottoms of. If you are not sure, place it on the middle line.



Included is a set that is completely differentiated using color.

Christa Joy, Special Needs for Special Kids The Picture Communication Symbols ©1981–2018 by Tobii Dynavox. All Rights Reserved Worldwide. Used with permission. Boardmaker® is a trademark of Tobii Dynavox

From: Tops & Bottoms



Also included is a video of the book read aloud from YouTube.

Every resource comes in a zipped folder. You will need to unzip the folder to access all the contents which include:

- *Activities in color*
- *Activities in black and white*
- *Links and directions to digital activities*