

Special Ed

KENSUKE'S KINGDOM



Special Needs for Special Kids

27 activities

chapter questions

These novel units are something I created and started using in my classroom. I had students with significant challenges and most were **non-readers**. They were the best thing I ever did, and my students LOVED them.



Table of Contents

| Worksheet pages | Activity | Chapter |
|-----------------|---|---------|
| 5 | Suggestions for use | |
| 6 | Story board | |
| 7 | Title and Author | |
| 8-9 | Parts of a sailboat | 1 |
| 10-12 | Different places people live | 1 |
| 13-14 | Saying goodbye | 1 |
| 15 | Lucky charms | 2 |
| 16-18 | Jobs on a boat | 2 |
| 19 | Sailing route | 3 |
| 20-21 | Water safety | 3 |
| 22 | Things Michael needs to survive | 4 |
| 23-24 | Surviving on a deserted island | 4 |
| 25 | Purpose of fire | 5 |
| 26-28 | Insects that sting or make you itch | 5 |
| 39-31 | Fruit found on a tropical island | 5 |
| 32-33 | Safe places in a storm | 6 |
| 34-35 | When all hope is gone | 6 |
| 36-37 | Safe and dangerous animals in the ocean | 6 |

Table of Contents

| Worksheet pages | Activity | Chapter |
|-----------------|--|---------|
| 38-39 | Matching smells to memories | |
| 40 | Learning something new | |
| 41-42 | The Atomic Bomb | |
| 43-45 | Ways to send a message | |
| 46-47 | A Message in a Bottle | |
| 48 | Difficult choices | |
| 49-50 | Sea Turtles | |
| 51-52 | Waiting a short or long time | 10 |
| 53-56 | I promise social story | 10 |
| 57 | What do you think? | 10 |
| 58-60 | Compare Kensuke's Kingdom and Treasure Island | Bonus |
| 61-63 | Some other novel units (even more in my store) | |
| 64-65 | Terms of Use | |

This novel unit has **27 different activities**. There are one or more activities for each chapter. These activities are NOT comprehension-based. So, even if your students do not pay attention, they can still complete the activity.

Loggerhead Sea Turtles

Here are some cool facts about these turtles:

- Loggerhead sea turtles will travel thousands of miles to lay their eggs on the same beach where they were born.
- They get their name from their over-sized head which looks like a log when in the water.
- Live in oceans all over the world except where it is really cold like the Arctic and Antarctic.
- Females lay eggs every 2-3 years.
- The eggs take about 2 months to hatch.
- The baby turtle will stay just under the sand until the sun is set then rush to the ocean in order to avoid predators like raccoons, crabs, and larger birds.

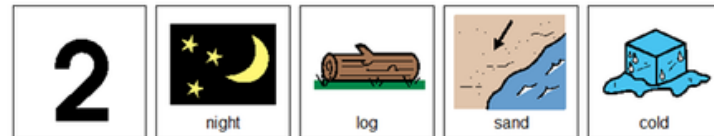


Christa Joy, Special Needs for Special Kids The Picture Communication Symbols ©1981-2019 by Tobii Dynavox. All Rights Reserved Worldwide. Used with permission. Boardmaker® is a trademark of Tobii Dynavox

49

Complete the fact sheet below about Loggerhead Sea Turtles.

1. Sea turtles lay their eggs in the .
2. It takes about months for the eggs to hatch.
3. Sea turtles do not live in water.
4. Their heads look like a .
5. The baby turtles rush to the ocean at .



Christa Joy, Special Needs for Special Kids The Picture Communication Symbols ©1981-2019 by Tobii Dynavox. All Rights Reserved Worldwide. Used with permission. Boardmaker® is a trademark of Tobii Dynavox

CH 9

50

For example, Michael and Kensuke help the turtles reach the ocean as they hatch. Students will read a short passage about turtles and answer some simple questions about them.

Suggestions for Use


- I made this unit to go along with the book, *Kensuke's Kingdom* by Michael Morpurgo.
- The thought is that you would be reading it aloud to your class at a rate of about 1 chapter per day.
- Be sure to give each student their own copy of the story board (pg. 6) to use while reading and discussing the story.
- Benefits of reading out loud, even to classes made up of severely affected students:
 - Teaches students to sit quietly even when there isn't something for them to do. This is such an important life skill. We all have to spend time sitting and listening to someone we are not that interested in at some point.
 - Parents will LOVE you. Not only will they be excited their child is being exposed to age appropriate material, but you are teaching them how to sit quietly, which will hopefully transfer to home as well.
 - Even with your lowest level learners, you will have 1 or 2 that will truly enjoy the story.
- It can be a calming experience to sit and listen to the teacher read in a methodical way. For students who need more structure, place the number of post-it notes in front of him/her that corresponds to the number of pages you intend to read. Remove a post-it as you finish each page. The visual will help lessen their anxiety.
- You will find activity for most chapters. You will still have plenty to choose from and find those that fit best with your students.
- Differentiation:
 - For any activity, you can quickly differentiate for your lower level learners by using a color coding technique.
 - If sorting, outline each sorting category a certain color and then outline the corresponding pictures the same color.
 - Becomes a matching task.
- There are comprehension questions to accompany this unit. There are 5 questions for every chapter with 3 picture answer choices. You will find these (in color and BW) in a separate file.

Suggestions on how I found this activity worked best in my classroom are provided. I typically had 6-8 students with one adult assistant in the room with me.

Color version

Kensuke's Kingdom Novel Unit for Special Education

By
Christa Joy
Special Needs for Special Kids



Christa Joy, Special Needs for Special Kids
The Picture Communication Symbols ©1981–2019 by Tobii Dynavox. All Rights Reserved
Worldwide. Used with permission. Boardmaker® is a trademark of Tobii Dynavox

2

*This entire novel unit
comes in 2 separate files.
One is completely in color
and one is completely in
black and white.*

Story Board : to use while reading and for class discussions. Laminate and make 1 copy for each student.



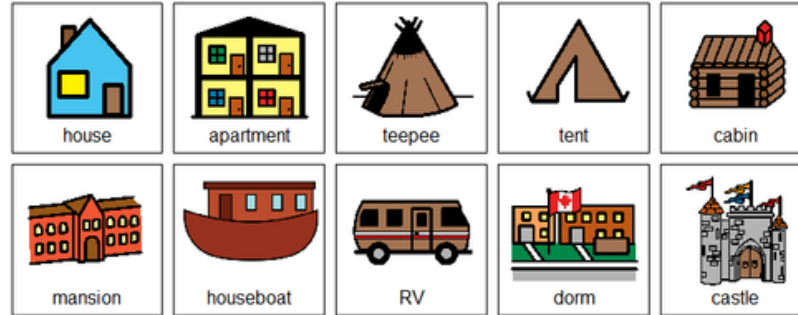
This unit comes with a vocabulary board.

Vocabulary boards are great for ALL students to assist with participation and engagement in group discussions.


Tips on how to use in the unit!!

People live in all different types of homes. What are some types of homes people live in?

Cut out pictures and glue in circle map on previous page showing homes people live in.



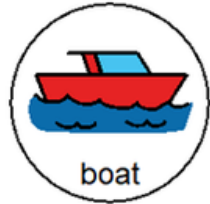

Cut out pictures and glue in circle map on previous page **ONLY IF** they are homes people might live in.



There are circle maps in this unit. Circle maps are a great way for students to see a big idea.

What are some jobs a person might have on a boat?

Cut out pictures and glue in circle map on previous page showing jobs people have on a boat.



Cut out pictures and glue in circle map on previous page **ONLY IF** they are jobs a person would have on a boat.



Each circle map comes with 2 choices:

An errorless option with only correct answers

An option that has wrong answers mixed in students will need to set aside.

Where are some safe and dangerous animals in the ocean?



Sort the following into the correct column on the previous page. If you are not sure, place it on the middle line.

| | | |
|--|--|--|
|  Jellyfish |  Dolphin |  Eel |
|  Blowfish |  Clam |  Barracuda |
|  Tuna |  Shark |  Oyster |
|  Squid |  Harbor Seal |  Flounder |

There are sorting activities.

Directions on how to add color coding or a separate differentiated version is included.

Have you ever smelled something that reminded you of another time or place? Match the following smells with the place it might remind you of.





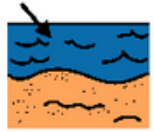





| | | | |
|---|----------------------|---|----------------------|
|  popcorn | <input type="text"/> |  pine tree | <input type="text"/> |
|  salt | <input type="text"/> |  French fries | <input type="text"/> |
|  cookies | <input type="text"/> |  smoke | <input type="text"/> |
|  suntan lotion | <input type="text"/> |  hot dogs | <input type="text"/> |



There are matching activities.

Directions on how to add color coding or a separate differentiated version is included.

Match the following places to the smells on the previous page.

| | | | |
|--|--|--|---|
|  movies |  Christmas |  ocean |  McDonald's |
|  home |  camping |  pool |  fair |



A Message in a Bottle

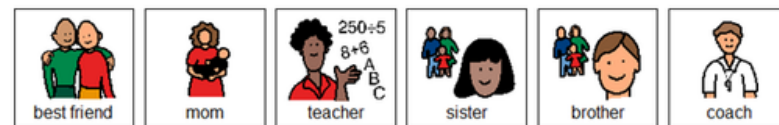

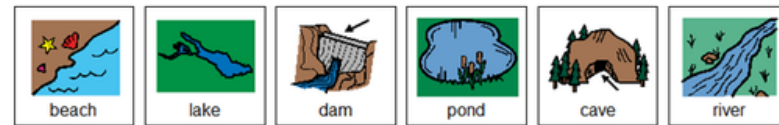
I found a bottle at the , It had a message inside.

The message was addressed to .

It talked about a .


I decided to give the message to my .

Then I put a message back in the bottle about .

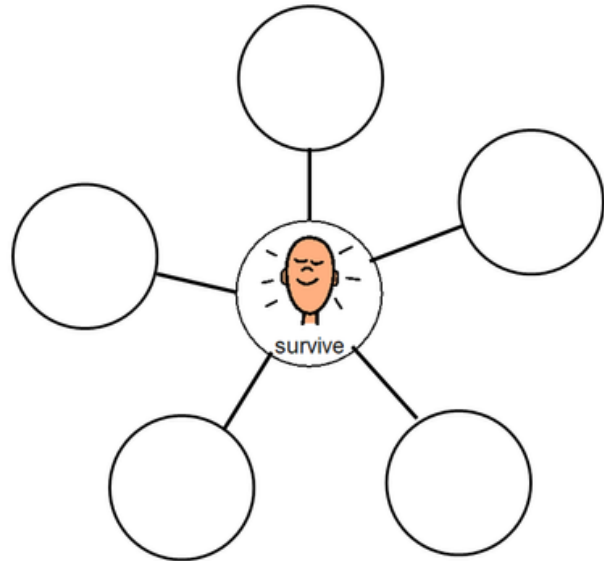


There are writing prompts. These are errorless activities that allow students to write a story independently.

Kensuke says that fire is bad, but Michael sees it as necessary. What are some purposes of fire?



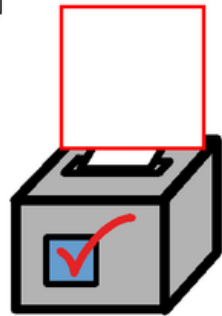
What are things Michael and Stella will need to survive?



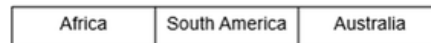
Sometimes we have to make difficult decisions. Look at each scenario and circle what your decision would be. There is no right or wrong answer.

| | |
|--|---|
| <p>What kind of party would you rather have?</p> pizza ice cream | <p>What type of pet would you like to have?</p> dog cat |
| <p>When you have free time, what do you like to do?</p> watch TV read | <p>Who would you most want to go to the movies with?</p> best friend mom |
| <p>What type of music do you like to listen to?</p> country music rock music | <p>Where do you like to go on vacation?</p> lake ocean |
| <p>Which would you like to learn how to do?</p> play a sport play an instrument | <p>On the weekends, which do you like to do?</p> stay inside go outside |

Time to vote!! Do you think Kensuke should have stayed or gone with Michael?

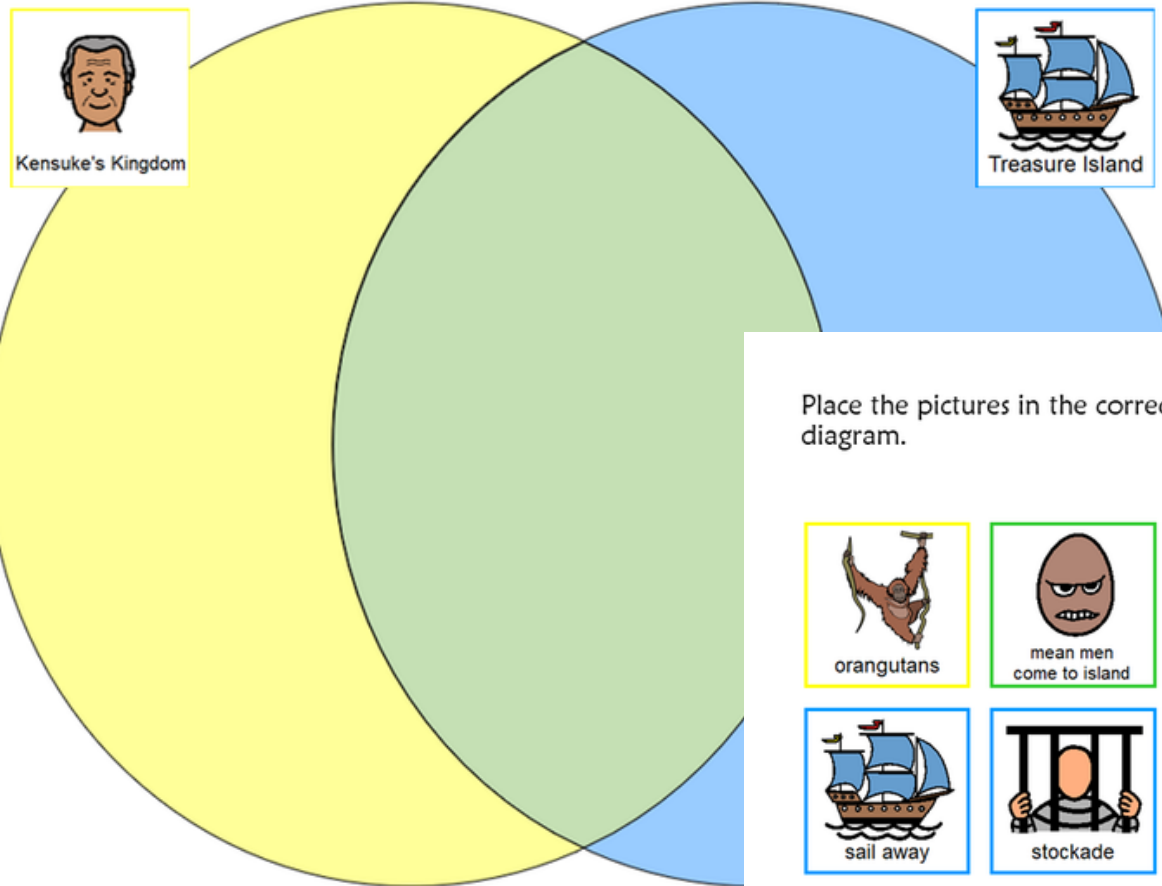


Trace the route Michael's family took and label the countries.















Because there are so many activities, you can choose the ones that fit your students the best.

Compare Kensuke's Kingdome and Treasure Island using the Venn diagram below.

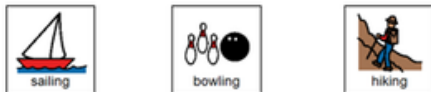


Place the pictures in the correct location on the Venn diagram.

| | | | |
|---|--|--|--|
|  orangutans |  mean men come to island |  treasure |  paint |
|  sail away |  stockade |  stranded |  cave |
|  rescued |  boy is main character |  island |  pirates |

There is a bonus activity comparing Kensuke's Kingdom and Treasure Island. There is a color-coded version for students who need more support.

1. What did Michael's family used to do on Sundays?



2. Where did Michael's parents work that shut down?



3. What did Dad buy for them all to live in?



4. What will the family do for the next year?



5. Who would be the skipper?



1. What holiday did Michael's family celebrate at sea?



2. What did Michael see while visiting Africa?



3. What did Michael play while in Brazil?



4. What was wrong with Michael's mom?



5. Who fell overboard?



This unit does come with comprehension questions. There are 3 questions for every chapter. Each question has 3 picture choices. They are in color and black and white.

Answer key included!!