

Special Ed



THE WATSONS GO TO BIRMINGHAM - 1963



Special Needs for Special Kids

24 activities

chapter questions

These novel units are something I created and started using in my classroom. I had students with significant challenges and most were **non-readers**. They were the best thing I ever did, and my students LOVED them.



Table of Contents

Worksheet pages	Activity	Chapter
5	Suggestions for use	
6	Story board	
7	Title and Author	
8-10	Ways to stay warm	1
11-12	Find Michigan on the map	1
13-15	Sign of a bully	2
16-18	How to welcome a new student	3
19-20	Saying you are sorry	3
21-23	Clothes to stay warm	4
24-26	Borrow or stealing	4
27-28	Consequences	5
29	What is welfare?	6
30-32	Reasons people throw up	6
33-34	What is a fair punishment?	7
35	What is anticipation?	8
36-38	Types of music	8
39	Trace the route the Watsons took	9
40-41	Going on a road trip	9
42	Compromises	10
43-44	Metaphors	10
45-46	Things that take a long time	11

Table of Contents

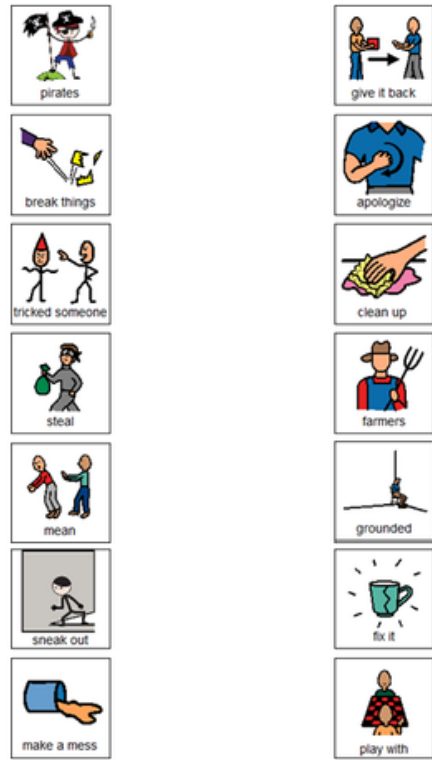
Worksheet pages	Activity	Chapter
47-49	Ways to cool off	12
50	Things that are dangerous	
51	What is a tragedy?	
52	Do you believe in magic?	
53-54	Ways to comfort someone	15
55-57	Additional novel units	
58-59	Terms of use	

If you are looking for more resources on the Civil Rights movement, check out the complete unit.

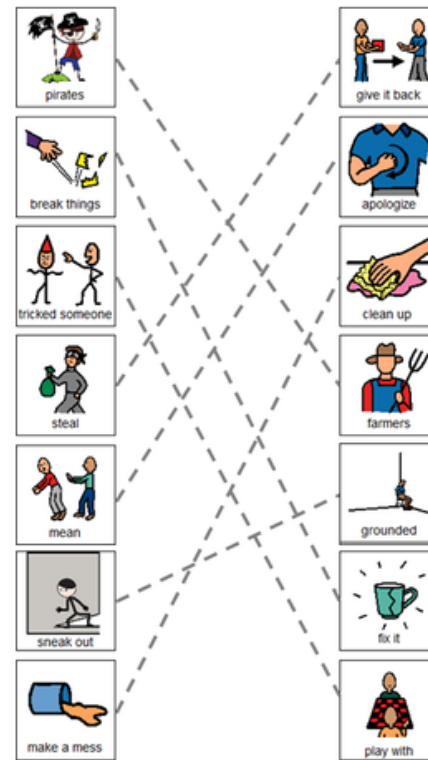
- Civil Rights Movement [CLICK HERE](#)

This novel unit has **24 different activities**. There are one or more activities for each chapter. These activities are **NOT** comprehension-based. So, even if your students do not pay attention, they can still complete the activity.

Dad cut off Byron's hair as a punishment for straightening it. What do you think would be a fair punishment for each of the following actions on the right.



Dad cut off Byron's hair as a punishment for straightening it. What do you think would be a fair punishment for each of the following actions on the right.



For example, Dad punishes Byron for straightening his hair by cutting all his hair off. In this activity, students will decide which is the best punishment for each action. There is a differentiated version included with lines for student to trace.

Suggestions for Use

- I made this unit to go along with the book, *The Watsons go to Birmingham* by Christopher Paul Curtis.
- The thought is that you would be reading it aloud to your class at a rate of about 1-2 chapter per day.
- Be sure to give each student their own copy of the story board (pg. 6) to use while reading and discussing the story.
- Benefits of reading out loud, even to classes made up of severely affected students:
 - Teaches students to sit quietly even when there isn't something for them to do. This is such an important life skill. We all have to spend time sitting and listening to someone we are not that interested in at some point.
 - Parents will LOVE you. Not only will they be excited their child is being exposed to age appropriate material, but you are teaching them how to sit quietly, which will hopefully transfer to home as well.
 - Even with your lowest level learners, you will have 1 or 2 that will truly enjoy the story.
- It can be a calming experience to sit and listen to the teacher read in a methodical way. For students who need more structure, place the number of post-it notes in front of him/her that corresponds to the number of pages you intend to read. Remove a post-it as you finish each page. The visual will help lessen their anxiety.
- You will find activity for most chapters. You will still have plenty to choose from and find those that fit best with your students.
- Differentiation:
 - For any activity, you can quickly differentiate for your lower level learners by using a color coding technique.
 - If sorting, outline each sorting category a certain color and then outline the corresponding pictures the same color.
 - Becomes a matching task.
- There are comprehension questions to accompany this unit. There are 5 questions for every chapter with 3 picture answer choices. You will find these (in color and BW) in a separate file.


Suggestions on how I found this activity worked best in my classroom are provided. I typically had 6-8 students with one adult assistant in the room with me.

Color version


The Watson go to Birmingham

Novel Unit for Special Education

By
Christa Joy
Special Needs for Special Kids



This entire novel unit comes in 2 separate files. One is completely in color and one is completely in black and white.



Story Board : to use while reading and for class discussions. Laminate and make 1 copy for each student.

This unit comes with a vocabulary board.


Vocabulary boards are great for ALL students to assist with participation and engagement in group discussions.

Tips on how to use in the unit!!


That winter is freezing outside. What are some ways you can get warm when you are cold?

Errorless Option

Place the following in the circle map on the previous page, showing ways you can get warm.



Place the following in the circle map on the previous page **ONLY IF** they are ways to get warm.




There are circle maps in this unit. Circle maps are a great way for students to see a big idea.



What are some reasons a person might throw up?




Place some reasons in the circle map that a person might throw up.



Errorless version

Place the following on the previous page **ONLY IF** they are reasons a person might throw up.

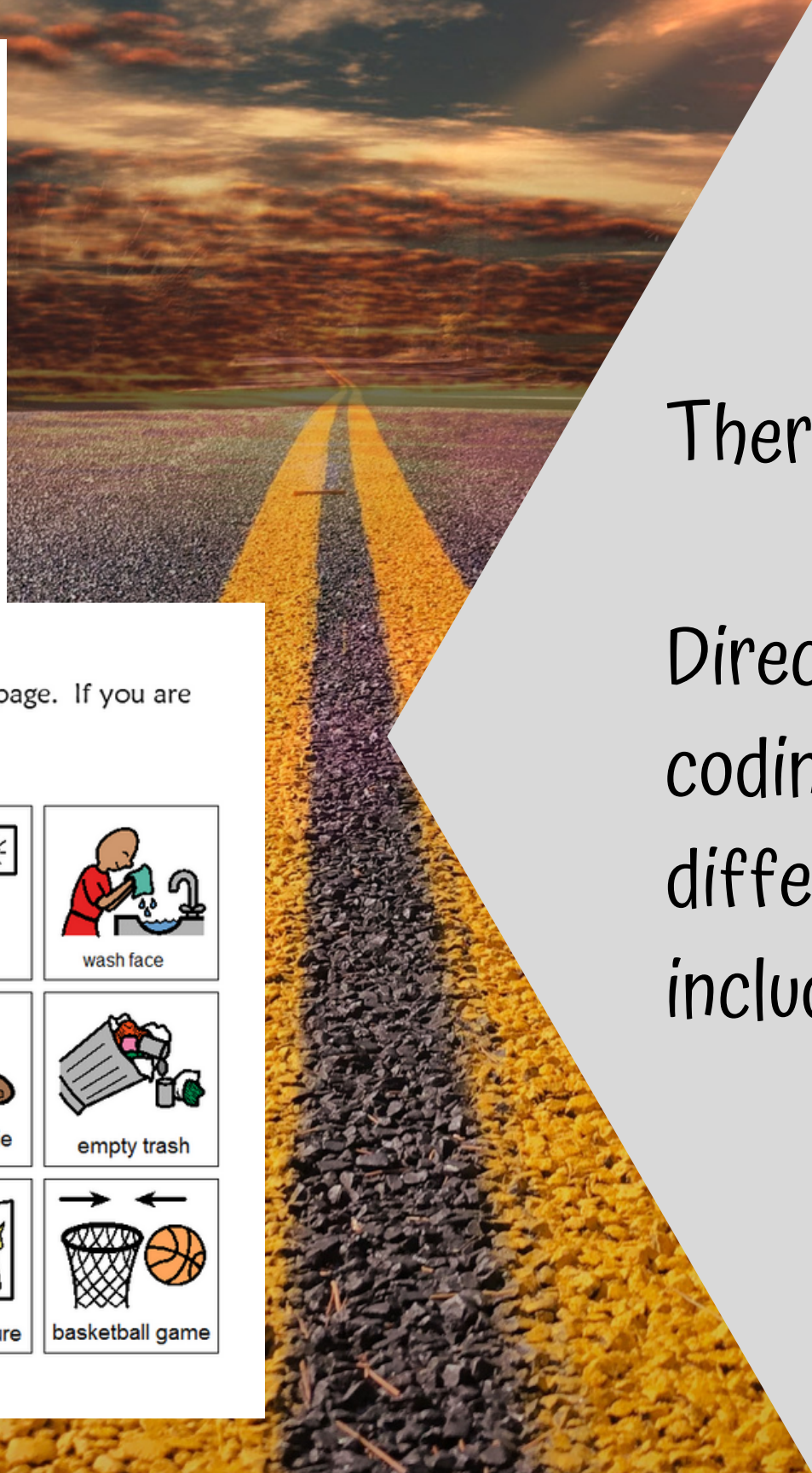
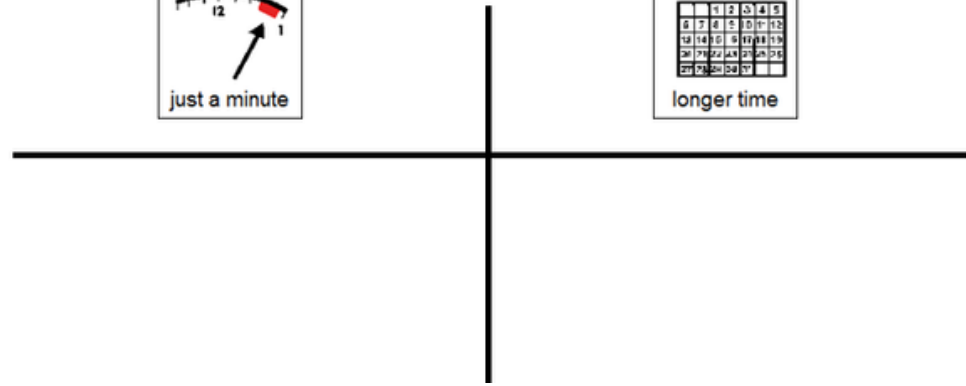
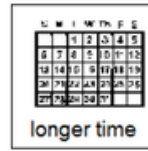


Each circle map comes with 2 choices:

An errorless option with only correct answers


An option that has wrong answers mixed in students will need to set aside.

Driving to Alabama took a long time. Look at the pictures on the next page and put them in the correct column depending on how long you think they will take.



There are sorting activities.

Directions on how to add color coding or a separate differentiated version is included.



Put in the correct column on the previous page. If you are not sure, put it on the middle line.

 drink a glass of water	 eat lunch	 nap	 wash face
 finish puzzle	 bus ride to school	 eat a cookie	 empty trash
 watch a commercial	 take a bath	 color a picture	 basketball game


Dad says the mountain air is God's beard. That is a metaphor.
Find the two things being compared in each metaphor below.

<p>The hurricane was a monster.</p> <div style="display: flex; justify-content: space-around;"> <div style="border: 1px solid black; width: 50px; height: 50px;"></div> <div style="border: 1px solid black; width: 50px; height: 50px;"></div> </div>	<p>The kitten was a tornado.</p> <div style="display: flex; justify-content: space-around;"> <div style="border: 1px solid black; width: 50px; height: 50px;"></div> <div style="border: 1px solid black; width: 50px; height: 50px;"></div> </div>
<p>The fog was a blanket over the city.</p> <div style="display: flex; justify-content: space-around;"> <div style="border: 1px solid black; width: 50px; height: 50px;"></div> <div style="border: 1px solid black; width: 50px; height: 50px;"></div> </div>	<p>His eyes were daggers.</p> <div style="display: flex; justify-content: space-around;"> <div style="border: 1px solid black; width: 50px; height: 50px;"></div> <div style="border: 1px solid black; width: 50px; height: 50px;"></div> </div>
<p>The classroom was one big circus.</p> <div style="display: flex; justify-content: space-around;"> <div style="border: 1px solid black; width: 50px; height: 50px;"></div> <div style="border: 1px solid black; width: 50px; height: 50px;"></div> </div>	<p>His bedroom was a danger zone.</p> <div style="border: 1px solid black; width: 100px; height: 50px;"></div>



There are matching activities.

Directions on how to add color coding or a separate differentiated version is included.



Match the pictures with the metaphors.



Going on a road trip


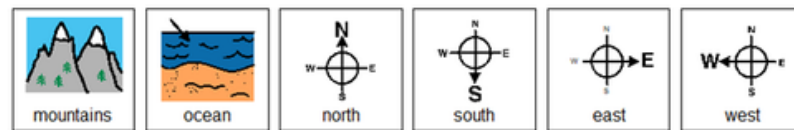
I decided to go on a road trip with my .

We took plenty of with us.


We traveled in a .

We headed towards the .

We saw lots of while we were there.



There are writing prompts. These are errorless activities that allow students to write a story independently.



Color in the state of Michigan.

differentiated



CH 1

Christa Joy, Special Needs for Special Kids The Tobii Dynavox. All Rights Reserved Worldwide. Used with permission. Boardmaker® is a trademark of Tobii Dynavox

Have you ever tried to apologize? There are 5 steps to a good apology. See if you can put them in the right order below.

2 1

3

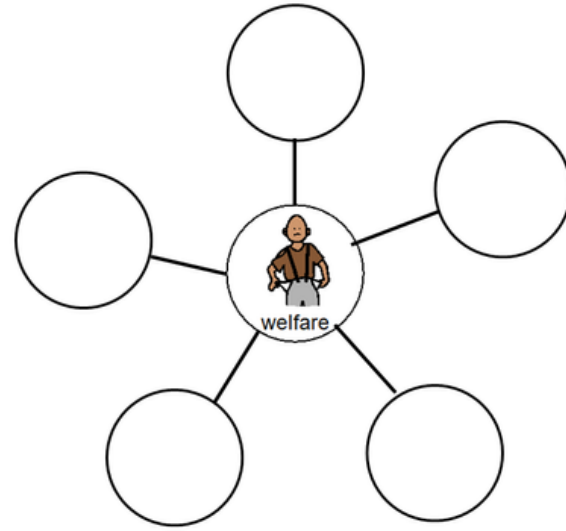
4 orry

5



Christa Joy, Special Needs for Special Kids The Picture Communication Symbols ©1981-2019 by Tobii Dynavox. All Rights Reserved Worldwide. Used with permission. Boardmaker® is a trademark of Tobii Dynavox

What is welfare?

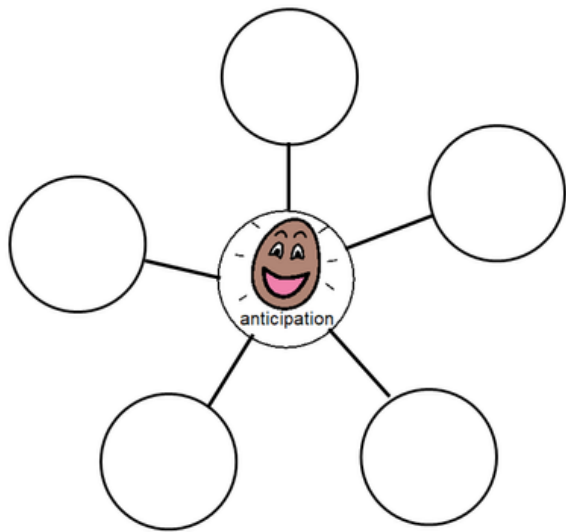


differentiated

Christa Joy, Special Needs for Special Kids The Picture Communication Symbols ©1981-2019 by Tobii Dynavox. All Rights Reserved Worldwide. Used with permission. Boardmaker® is a trademark of Tobii Dynavox

29

What is anticipation?



CH 8

Christa Joy, Special Needs for Special Kids The Picture Communication Symbols ©1981-2018 by Tobii Dynavox. All Rights Reserved Worldwide. Used with permission. Boardmaker® is a trademark of Tobii Dynavox

35

1. Color in the state of Michigan.
2. Color in Alabama
3. Trace the route the Watsons will take.



CH 9

Christa Joy, Special Needs for Special Kids The Picture Communication Symbols ©1981-2018 by Tobii Dynavox. All Rights Reserved Worldwide. Used with permission. Boardmaker® is a trademark of Tobii Dynavox

39

Because there are so many activities, you can choose the ones that fit your students the best.

1. What was the weather like?



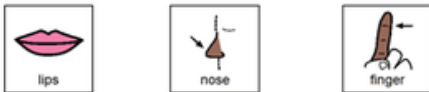
2. Where was the whole family sitting?



3. What did Byron spit in Kenny's face?



4. What did Byron get stuck to the car mirror?



5. What did Dad do when he saw Byron?



1. What had dad bought to make the car perfect?



2. What does Dad hide so no one else will use it?




3. What did Dad put in the car?



4. Was Momma excited about the record player at first?



5. Where is Byron going to spend the summer and maybe next year?



This unit does come with comprehension questions. There are 5 questions for every chapter. Each question has 3 picture choices. They are in color and black and white.

Answer key included!!

SPECIAL ED

CIVIL RIGHTS MOVEMENT

[check out this unit here](#)



INCLUDES GOOGLE SLIDES