


Special Ed



-UMP
WORD
FAMILY

ALSO INCLUDES GOOGLE SLIDES





These word family units are something I created and started using in my classroom. I had students with significant challenges and most were non-readers. We spent one week per word family.

Table of Contents

Pages	Activity
4-14	Jump
15-17	Vocabulary board
18-24	Flash cards
25-32	Circle map
33-36	Sorting activity
37-47	Matching activities
48-52	Circle correct spelling
53-57	Fill in missing letters
58-62	Choose the best word
63-66	Writing prompt
67-69	Spelling test
70-71	Terms of Use

Also included with this unit as separate files:

- Lesson plan
- Links and directions for digital versions of the activities

This unit comes with enough activities to last one week or more. Most activities are in print and digital formats.

Spelling Lesson Plan

Preparation

- Print out a vocabulary board for each student to use throughout unit
 - Laminate or place in page protector
- Book
 - Print out, laminate, and bind
 - OR your students can listen to the pre-recorded version
- Flash cards
 - Print out a set of cards onto cardstock and laminate
 - Make one set for each student and also one for the teacher to use in I Spy games

Preassessment (do day 1 before starting lesson)

- Choose the spelling test that best fits the learning level of your students
- Give the spelling test to assess what your students may already know
- I cannot emphasize enough how important this step is. If you want to see growth, this preassessment is so important!!

Teaching Tips

1. **Color Coding:** this is a really easy way to add more structure to a matching or most cut and paste activities. Outline or color in an empty box or sorting label. Outline or color in the corresponding picture symbols the same colors. Becomes a color matching task.
 - a. For more info, read more here: <https://specialneedsforspecialkids.org/2015/09/05/using-color-coding-for-differentiation/>
 - b. I also have a blog post on differentiating one activity 3 ways: <https://specialneedsforspecialkids.org/2018/10/22/differentiating-1-activity-3-ways-easily-and-effectively/>
2. **Make your own copies of the activities:** Every day I yesterday. For that reason:
 - a. I often complete the activity myself and offer that I could use year after year.
 - b. My copies were also helpful as either a mode more support or as a way for more advanced work.

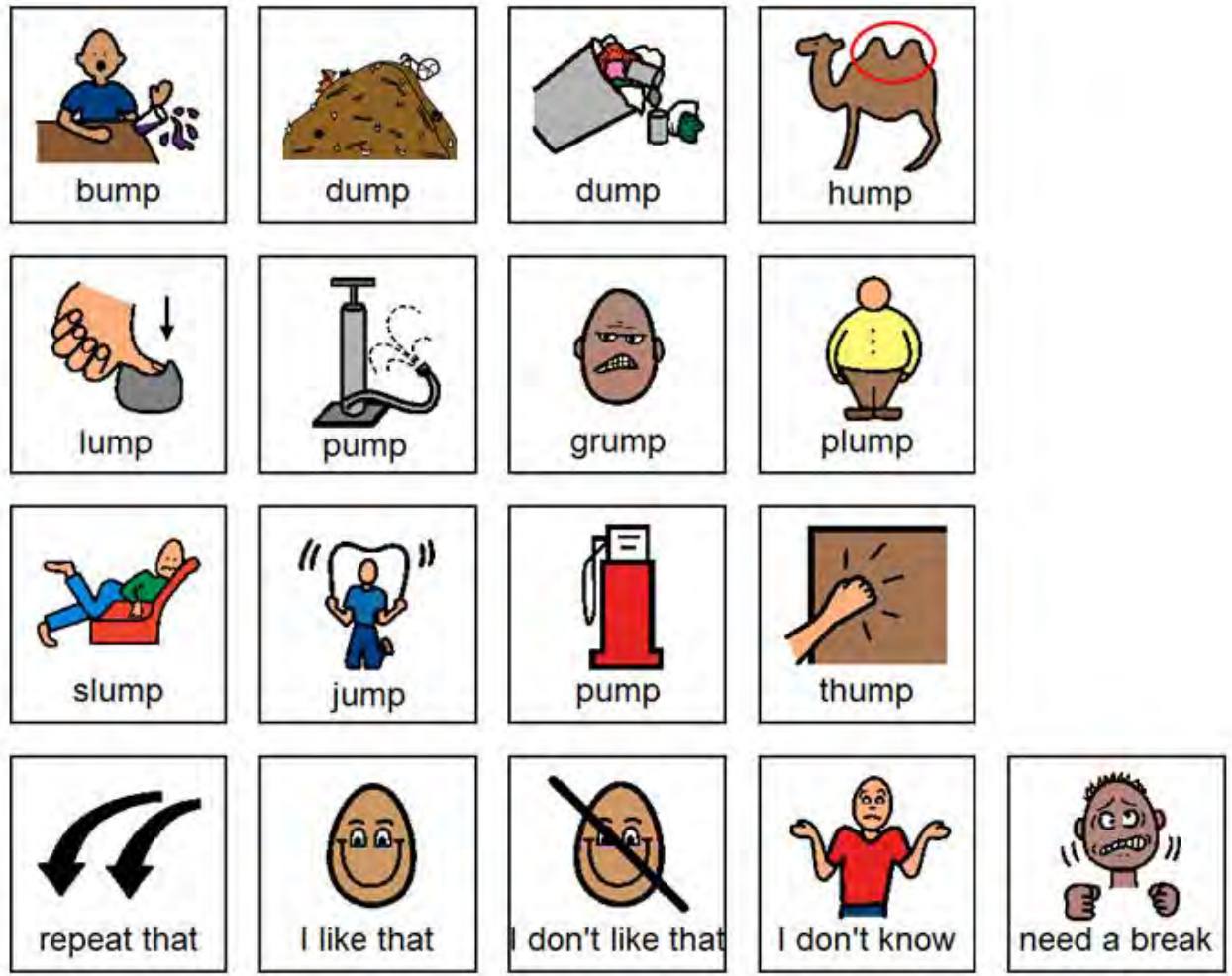
Quick Look

Day	Activity
1	<ul style="list-style-type: none"> • Book • Flash cards activity • Circle map • Matching activity
2	<ul style="list-style-type: none"> • Book • Flash cards activity • Sorting activity • Matching activity
3	<ul style="list-style-type: none"> • Book • Flash cards activity • Matching activity • Circle the correct spelling
4	<ul style="list-style-type: none"> • Book • Vocab cards activity • Fill in the missing letters • Choose the best word
5	<ul style="list-style-type: none"> • Book • Spelling test • Writing prompt

Day 2

Activity	Notes	Materials
Read or listen to a recording of the book (10 minutes)	<ul style="list-style-type: none"> • Read through the story, asking lots of questions focusing on the word family <ul style="list-style-type: none"> ◦ You don't want to ask so many questions you lose the flow of the story, but enough to make sure your students are truly engaged • Continue to make connections between book and vocabulary board and flash cards 	<ul style="list-style-type: none"> • Book • Vocabulary board • Flash cards
Flash cards (5 minutes)	<ul style="list-style-type: none"> • Look at the file included and choose an activity to do with the flash cards: <i>Awesome Activities for Vocabulary boards</i> 	<ul style="list-style-type: none"> • Flash cards • Vocabulary board
Review from yesterday (5 minutes)	<ul style="list-style-type: none"> • Review the activities completed yesterday 	<ul style="list-style-type: none"> • Teacher copies of completed activities
Sorting activity (10 minutes)	<ul style="list-style-type: none"> • Do the sorting activity included • Use color coding as needed 	<ul style="list-style-type: none"> • Worksheet • Scissors • Glue
Matching activity 2 (10 minutes)	<ul style="list-style-type: none"> • Do the word to word matching activity • Use color coding as needed 	<ul style="list-style-type: none"> • Worksheet • Scissors • Glue
Sharing (10 minutes)	<ul style="list-style-type: none"> • Each student shares one of their finished activities with the group using the communication method of their choice 	<ul style="list-style-type: none"> • Completed activity • Communication devices

This unit has a detailed lesson plan with individual and group activities to last a week.



This unit comes with a vocabulary board.

Vocabulary boards are great for ALL students to assist with participation and engagement in group discussions.

Tips on how to use included in the unit!!

ChristaJoy, Special Needs for Special Kids
 The Picture Communication Symbols ©1981-2019 by Tobii Dynavox. All Rights Reserved
 Worldwide. Used with permission. Boardmaker® is a trademark of Tobii Dynavox.

The raccoon by the **dump** can
jump.



ChristaJoy, Special Needs for Special Kids

The pig was too **plump** to **jump**.



ChristaJoy, Special Needs for Special Kids

This unit comes with a book for that word family. It has photos and simple, repeatable text.

Each daily lesson is started with this book.

Listen to
the book
read aloud

Jump!






By Christa Joy

If you do not want to print the book out, there is a link to a movie version (mp4 file) that you can play in a google slide online or project. It is read aloud and has automatic page advancement.

	bump		dump
	hump		jump
	lump		pump

Christa Joy, Special Needs
©1981-2019 by Tobii I
permission. Be

	bump		dump
	hump		jump
	lump		pump


Christa Joy, Special Needs for Special Kids The Picture Communication Symbols
©1981-2019 by Tobii Dynavox. All Rights Reserved Worldwide. Used with
permission. Boardmaker® is a trademark of Tobii Dynavox.

There are flash cards included that have either photos or picture symbols. Suggestions for activities are included.

Errorless version

Cut apart pictures and place in circle map.

 bump	 dump	 hump	 jump	 lump
 pump	 grump	 plump	 slump	 ump



Cut apart pictures and place in circle map **ONLY IF** they are in the -ump word family.



 bump	 buck	 jump	 hump	 slump
 lump	 pump	 grump	 duck	 thump
 drum	 dump	 mug	 plump	 nut

Each unit comes with a circle map that comes with 2 choices:

An errorless option with only correct answers

An option that has wrong answers mixed in students will need to set aside.


There are photos and picture symbols included.













Christa Joy, Special Needs for Special Kids
The Picture Communication Symbols ©1981–2019 by Tobii Dynavox. All Rights Reserved
Worldwide. Used with permission. Boardmaker® is a trademark of Tobii Dynavox

There is a sorting activity.
It has students sort words
that do and do not contain
that word family.

Directions for
differentiation are included.



Find the matching picture.


 bump		 dump	
 hump		 jump	
 lump		 pump	
 grump		 plump	
 slump		 thun	

Match to the photo on the previous page.

Find the matching picture.











 bump		 dump	
 hump		 jump	
 lump		 pump	
 grump		 plump	
 slump		 thump	

There are several matching activities. One matches photos to picture symbols or picture symbols to picture symbols.



Christy Joy Spas (All Needs for Special Kids)
The Picture Communication Symbols © 1981-2019 by Tobii Dyna
Worldwide Used with permission. #boardmaker is a trademark of Tobii Dyna

 bump	 dump	 hump	 jump	 lump
 pump	 grump	 plump	 slump	 thump

 bump	 dump	 jump	 hump	 slump
 lump	 pump	 grump	 plump	 thump

Christy Joy Spas (All Needs for Special Kids)
The Picture Communication Symbols © 1981-2019 by Tobii Dyna
Worldwide Used with permission. #boardmaker is a trademark of Tobii Dyna

Find the matching word.


Match to the word on the previous page.

bump		dump	
hump		jump	
lump		pump	
grump		plump	
slump		thump	


lump	slump	plump	hump	jump
grump	bump	dump	thump	pump



The other matching activity uses words. Students will match the identical words or word to picture.



Christa Joy, Special Needs for Sp
The Picture Communication Symbols ©1981-2019 by To
Worldwide. Used with permission. Boardmaker® is a



Circle the correct spelling



lick

lump

luck



bum

bun

bump



punk

pump

pug



hump

hug

hum



slump

slum

slit



jack

gump

jump



dumb

dump

dull



grump

grub

grin

Circle the correct spelling



jump

junk

jug



dug

dent

dump



punk

plump

plug



slump

slant

sun



bunk

bug

bump



limp

lock

lump



plug

pup

pump



thump

thug

think

Students will practice circling the correct spelling of each word. Includes 2 worksheets.

Fill in the missing letter(s).



j _ _ _ _



_ _ _ m p



p l _ _ _ _



s l _ _ _ _



b _ _ _ _



_ _ _ _ _ p



p _ _ _ p



t h u _ _ _

©1988 Joy Special Needs/Good and Beautiful

Picture Communication Symbols ©1981-2019 by Toddlynvork. All Rights Reserved. Worldwide. Used with permission. @todlynvork.com

Fill in the missing letter(s).



l _ _ _ _



_ _ _ m p



p _ _ _ _



h _ _ _ _



_ _ _ u m p



_ _ _ m p



d _ _ _ _



g r _ _ _ _

©1988 Joy Special Needs/Good and Beautiful

Picture Communication Symbols ©1981-2019 by Toddlynvork. All Rights Reserved. Worldwide. Used with permission. @todlynvork.com

Students will fill in the missing letters of the words. Includes 2 worksheets.

Circle the best word to finish the sentence.

1. There was a _____ of coal in my stocking.



2. She could _____ over the bench.



3. Be careful! Don't _____ the table.



4. He would _____ in his chair when he got tired.



5. Can you _____ the trash outside?



Circle the best word to finish the sentence.

1. The camel only had one _____.



2. We got gas at the _____.



3. We heard a _____ at the door.



4. The puppy was very _____.



5. Don't be such a _____. Smile.



Students will find the best word to finish each sentence. Includes 2 worksheets.

I can jump!

"I can jump," said the .


























I can jump over the .

I can jump to the .

But my friend, the is too plump to jump.


He just likes to slump in the .

Christa Joy, Special Needs for Special Kids The Picture Communication Symbols ©1981-2019 by Tobii Dynavox. All Rights Reserved Worldwide. Used with permission. Boardmaker® is a trademark of Tobii Dynavox.


 toad	 tree frog	 rabbit	 cricket	 kangaroo
 log	 stick	 pine cone	 bench	
 lake	 pond	 river	 creek	 dump
 pig	 alligator	 rhinoceros	 elephant	 panda bear
 gum tree	 swamp	 grass	 shade	 leaves

Christa Joy, Special Needs for Special Kids The Picture Communication Symbols ©1981-2019 by Tobii Dynavox. All Rights Reserved Worldwide. Used with permission. Boardmaker® is a trademark of Tobii Dynavox.

Each unit has a writing prompt using words from that word family. This is an errorless activity.



Spell the word that goes with the picture.



Finally, there is a spelling test to review the words covered in the unit.

DIGITAL ACTIVITIES

- MOVIE VERSION OF BOOK READ ALOUD
- CIRCLE MAP
- SORTING ACTIVITY
- MATCHING ACTIVITIES
- CIRCLE THE CORRECT SPELLING
- FILL IN MISSING LETTERS
- CHOOSE BEST WORD TO FINISH SENTENCE
- WRITING PROMPT










Listen to
the book
read aloud

Jump!













By Christa Joy

Students can watch the
movie the book read
aloud.

 bump		 dump	
 hump		 jump	
 lump		 pump	
 grump		 plump	
 slump		 thump	

Find the matching picture.

 bump	 pump	 jump	 hump
 slump	 lump	 dump	 plump
 plump	 thump		

Christa Joy, Special Needs for Special Kids
 The Picture Communication Symbols ©1981-2019 by Tobii Dynavox. All Rights Reserved.
 Worldwide. Used with permission. *Bovimaker*® is a trademark of Tobii Dynavox.

Each activity is set up so students can click and drag answers. For one activity (missing letters) there is the option to type or drag letters.



jump

junk

jug



dug

dent

dump



punk

plump

plug



slump

slant

sun



bunk

bug

bump



limp

lock

lump



plug

pup

pump



thump

thug

think

Circle the correct spelling.



The second set of slides uses color for differentiation and extra support for students who may need it. Mix and match slides from both sets to make the perfect set for each student.



I realize there will be some students out there unable to do cutting activities. I have a blog post with ways to complete activities without a pair of scissors!!

[Click Here to read more!!](#)