


Special Ed



-UCK
WORD
FAMILY

ALSO INCLUDES GOOGLE SLIDES





These word family units are something I created and started using in my classroom. I had students with significant challenges and most were non-readers. We spent one week per word family.

Table of Contents

Pages	Activity
4-14	The Duck was Stuck
15-17	Vocabulary board
18-24	Flash cards
25-32	Circle map
33-36	Sorting activity
37-47	Matching activities
48-52	Circle correct spelling
53-57	Fill in missing letters
58-62	Choose the best word
63-66	Writing prompt
67-69	Spelling test
70-71	Terms of Use

Also included with this unit as separate files:

- Lesson plan
- Links and directions for digital versions of the activities

This unit comes with enough activities to last one week or more. Most activities are in print and digital formats.

Spelling Lesson Plan

Preparation

- Print out a vocabulary board for each student to use throughout unit
 - Laminate or place in page protector
- Book
 - Print out, laminate, and bind
 - OR your students can listen to the pre-recorded version
- Flash cards
 - Print out a set of cards onto cardstock and laminate
 - Make one set for each student and also one for the teacher to use in I Spy games

Preassessment (do day 1 before starting lesson)

- Choose the spelling test that best fits the learning level of your students
- Give the spelling test to assess what your students may already know
- I cannot emphasize enough how important this step is. If you want to see growth, this preassessment is so important!!

Teaching Tips

1. **Color Coding:** this is a really easy way to add more structure to a matching or most cut and paste activities. Outline or color in an empty box or sorting label. Outline or color in the corresponding picture symbols the same colors. Becomes a color matching task.
 - a. For more info, read more here: <https://specialneedsforspecialkids.org/2015/09/05/using-color-coding-for-differentiation/>
 - b. I also have a blog post on differentiating one activity 3 ways: <https://specialneedsforspecialkids.org/2018/10/22/differentiating-1-activity-3-ways-easily-and-effectively/>
2. **Make your own copies of the activities:** Every day I yesterday. For that reason:
 - a. I often complete the activity myself and offer that I could use year after year.
 - b. My copies were also helpful as either a mode more support or as a way for more advanced work.

Day 2

Activity	Notes	Materials
Read or listen to a recording of the book (10 minutes)	<ul style="list-style-type: none"> • Read through the story, asking lots of questions focusing on the word family <ul style="list-style-type: none"> ◦ You don't want to ask so many questions you lose the flow of the story, but enough to make sure your students are truly engaged • Continue to make connections between book and vocabulary board and flash cards 	<ul style="list-style-type: none"> • Book • Vocabulary board • Flash cards
Flash cards (5 minutes)	<ul style="list-style-type: none"> • Look at the file included and choose an activity to do with the flash cards: <i>Awesome Activities for Vocabulary boards</i> 	<ul style="list-style-type: none"> • Flash cards • Vocabulary board
Review from yesterday (5 minutes)	<ul style="list-style-type: none"> • Review the activities completed yesterday 	<ul style="list-style-type: none"> • Teacher copies of completed activities
Sorting activity (10 minutes)	<ul style="list-style-type: none"> • Do the sorting activity included • Use color coding as needed 	<ul style="list-style-type: none"> • Worksheet • Scissors • Glue
Matching activity 2 (10 minutes)	<ul style="list-style-type: none"> • Do the word to word matching activity • Use color coding as needed 	<ul style="list-style-type: none"> • Worksheet • Scissors • Glue
Sharing (10 minutes)	<ul style="list-style-type: none"> • Each student shares one of their finished activities with the group using the communication method of their choice 	<ul style="list-style-type: none"> • Completed activity • Communication devices

Quick Look

Day	Activity
1	<ul style="list-style-type: none"> • Book • Flash cards activity • Circle map • Matching activity
2	<ul style="list-style-type: none"> • Book • Flash cards activity • Sorting activity • Matching activity
3	<ul style="list-style-type: none"> • Book • Flash cards activity • Matching activity • Circle the correct spelling
4	<ul style="list-style-type: none"> • Book • Vocab cards activity • Fill in the missing letters • Choose the best word
5	<ul style="list-style-type: none"> • Book • Spelling test • Writing prompt

This unit has a detailed lesson plan with individual and group activities to last a week.



Christa Joy, Special Needs for Special Kids
 The Picture Communication Symbols ©1981–2019 by Tobii Dynavox. All Rights Reserved
 Worldwide. Used with permission. Boardmaker® is a trademark of Tobii Dynavox.

This unit comes with a vocabulary board.

Vocabulary boards are great for ALL students to assist with participation and engagement in group discussions.

Tips on how to use included in the unit!!

The **duck** was still **stuck**.



ChristaJoy, Special Needs for Special Kids

The **duck** heard a **cluck**, but no **luck**.



ChristaJoy, Special Needs for Special Kids

This unit comes with a book for that word family. It has photos and simple, repeatable text.

Each daily lesson is started with this book.


Listen to
the book
read
aloud

The **duck** was **stuck**









By Christa Joy

If you do not want to print the book out, there is a link to a movie version (mp4 file) that you can play in a google slide online or project. It is read aloud and has automatic page advancement.

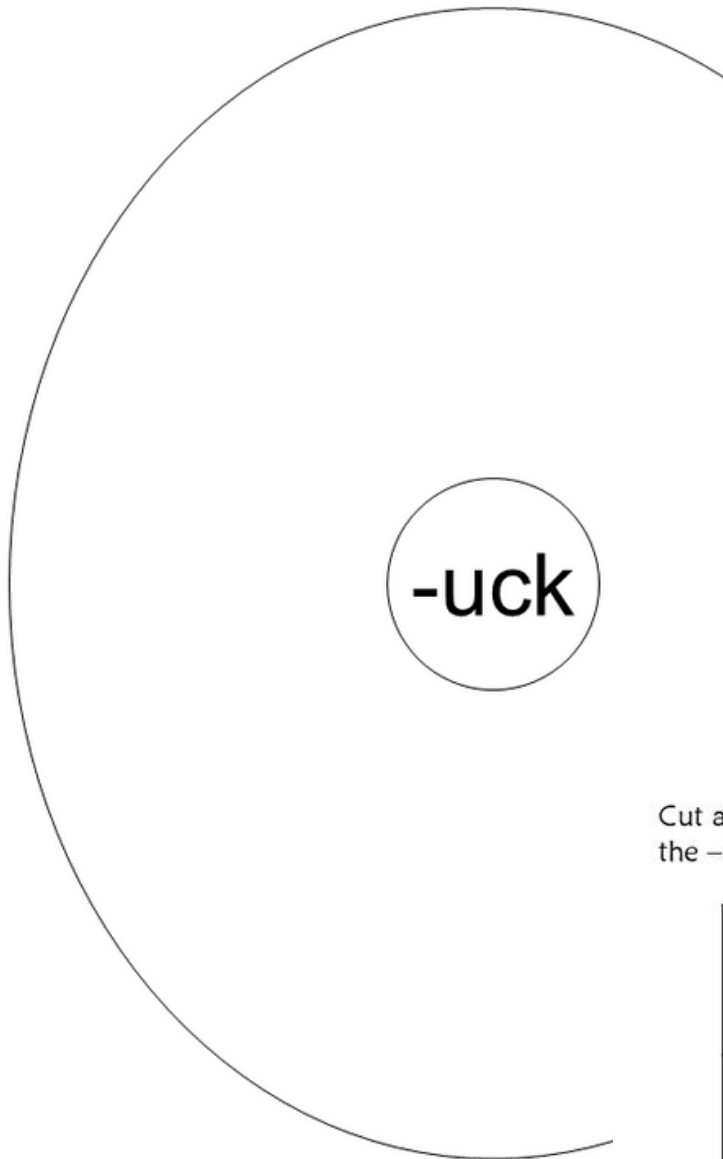
	duck		luck
	suck		tuck
	buck		puck

Christa Joy, Special Needs for Special Kids The Picture Communication Symbols
 ©1981–2019 by Tobii Dynavox. All Rights Reserved Worldwide. Used with
 permission. Boardmaker® is a trademark of Tobii Dynavox

	muck		chuck
	yuck		cluck
	truck		stuck

Christa Joy, Special Needs for Special Kids The Picture Communication Symbols
 ©1981–2019 by Tobii Dynavox. All Rights Reserved Worldwide. Used with
 permission. Boardmaker® is a trademark of Tobii Dynavox

There are flash cards included that have either photos or picture symbols. Suggestions for activities are included.



Errorless version

Cut apart pictures and place in circle map.

 duck	 luck	 suck	 tuck
 buck	 puck	 muck	 yuck
 truck	 chuck	 cluck	 stuck

Cut apart pictures and place in circle map **ONLY IF** they are in the -uck word family.

 duck	 luck	 suck	 tuck
 tub	 puck	 muck	 yuck
 truck	 chuck	 pup	 stuck
 buck	 sun	 cluck	 mug


Christa Joy, Special Needs for Special
The Picture Communication Symbols ©1981-2019 by Tobii D
Worldwide. Used with permission. Boardmaker® is a trac

Each unit comes with a circle map that comes with 2 choices:

An errorless option with only correct answers

An option that has wrong answers mixed in students will need to set aside.


There are photos and picture symbols included.





 duck	 luck	 suck	 tuck	 fun
 tub	 puck	 cup	 yuck	 muck
 truck	 nut	 pup	 stuck	 chuck
 buck	 sun	 cluck	 mug	 cub

There is a sorting activity.
It has students sort words
that do and do not contain
that word family.

Directions for
differentiation are included.













Find the matching picture.







 duck	 luck
 suck	 tuck
 buck	 puck
 muck	 yuck
 truck	 chuck
 cluck	 stuck

Christa Joy, Special Needs for Special Kids
The Picture Communication Symbols ©1983-2019 by Tobii Dynavox. All Rights Reserved
Worldwide. Used with permission. Boardmaker® is a trademark of

Find the matching picture.

 duck	 luck
 suck	 tuck
 buck	 puck
 muck	 yuck
 truck	 chuck
 stuck	

Match to the photo on the previous page.

 duck	 luck	 muck	 suck
 tuck	 truck	 chuck	 stuck
 puck	 buck	 yuck	 cluck
 duck	 luck	 suck	 tuck
 buck	 puck	 muck	 yuck
 truck	 chuck	 cluck	 stuck

Christa Joy, Special Needs for Special Kids
The Picture Communication Symbols ©1983-2019 by Tobii Dynavox. All Rights Reserved
Worldwide. Used with permission. Boardmaker® is a trademark of Tobii Dynavox

There are several matching activities. One matches photos to picture symbols or picture symbols to picture symbols.












Find the matching word.

duck		luck
suck		tuck
buck		puck
muck		yuck
truck		chuck
cluck		stuck


Match to the word on the previous page.

chuck	truck	luck	suck
buck	duck	tuck	cluck
stuck	puck	muck	yuck



 duck	 luck	 suck	 tuck
 buck	 puck	 muck	 yuck
 truck	 chuck	 cluck	 stuck

The other matching activity uses words. Students will match the identical words or word to picture.



Circle the correct spelling



yust yuck yut



trap truck trek



cluck clack club



stuck sick suck



dug dump duck



block bus buck



stuck stick stack



puke pug puck

Christa Joy, Special Needs for Special Kids
The Picture Communication Symbols ©1981-2019 by Tobii Dynavox. All Rights Reserved
Worldwide. Used with permission. Boardmaker® is a trademark of Tobii Dynavox.

Circle the correct spelling



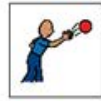
buck bug but



tub tut tuc



yack yell yuck



chug chuck chip



mug mutt muck



duck deck dock



luck lack lug



tug trip truck

Christa Joy, Special Needs for Special Kids
The Picture Communication Symbols ©1981-2019 by Tobii Dynavox. All Rights Reserved
Worldwide. Used with permission. Boardmaker® is a trademark of Tobii Dynavox.

Students will practice circling the correct spelling of each word. Includes 2 worksheets.

Fill in the missing letter(s).



b _ _ _ _



t _ _ _ _



_ _ c k



c h _ _ _ _



m _ _ _ _



d _ _ _ _



_ _ c k



t r u _ _ _

Fill in the missing letter(s).



y _ _ _ _



_ _ u c k



c l _ _ _ _



s _ _ _ _



_ _ c k



_ _ c k



_ _ u c k




p _ _ _ _

Students will fill in the missing letters of the words. Includes 2 worksheets.

Circle the best word to finish the sentence.

1. The _____ came to pick up the trash.





2. A rainbow is a sign of good _____.




3. He hit the _____ into the net.



4. I heard the chicken _____ behind the fence.



5. _____! I hate brussel sprouts.




Circle the best word to finish the sentence.


1. There was a _____ swimming in the pond.



2. She _____ the milkshake through a straw.



3. The bus got _____ in the mud.



4. The boat was covered with _____ from the swamp.




5. The _____ came out of the forest.



Students will find the best word to finish each sentence. Includes 2 worksheets.

The Duck



The duck lived by the

The duck would eat



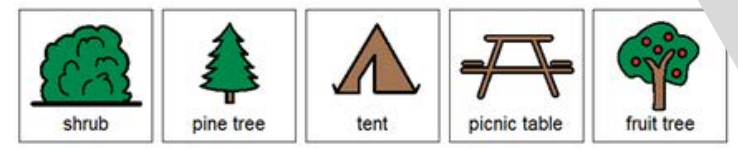

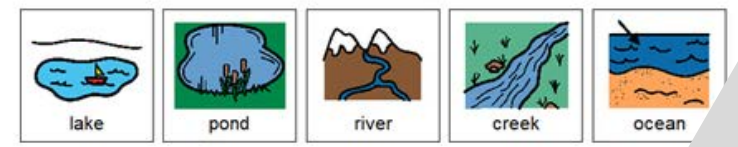
for breakfast.

In the afternoon, the duck took a nap under the

Someday, the duck would see a

passing by.


Even in the muck, the duck was



Christa Joy, Special Needs for Special Kids The Picture Communication Symbols ©1981-2019 by Tobii Dynavox. All Rights Reserved Worldwide. Used with permission. Boardmaker® is a trademark of Tobii Dynavox.

Christa Joy, Special Needs for Special Kids The Picture Communication Symbols ©1981-2019 by Tobii Dynavox. All Rights Reserved Worldwide. Used with permission. Boardmaker® is a trademark of Tobii Dynavox.

Each unit has a writing prompt using words from that word family. This is an errorless activity.



Spell the word that goes with the picture.


























Finally, there is a spelling test to review the words covered in the unit.

DIGITAL ACTIVITIES

- MOVIE VERSION OF BOOK READ ALOUD
- CIRCLE MAP
- SORTING ACTIVITY
- MATCHING ACTIVITIES
- CIRCLE THE CORRECT SPELLING
- FILL IN MISSING LETTERS
- CHOOSE BEST WORD TO FINISH SENTENCE
- WRITING PROMPT

Listen to
the book
read
aloud

The **duck** was **stuck**



By Christa Joy

Students can watch the
movie the book read
aloud.













-uck

Place pictures in circle map showing some things that contain -uck.



Christa Joy, Special Needs for Special Kids
The Picture Communication Symbols ©1981-2019 by Tobii Dynavox. All Rights Reserved
Worldwide. Used with permission. Boardmaker® is a trademark of Tobii Dynavox.

Each activity is set up so students can click and drag answers. For one activity (missing letters) there is the option to type or drag letters.

duck		luck	
suck		tuck	
buck		puck	
muck		yuck	
truck		chuck	
cluck		stuck	

Find the matching picture.



The second set of slides uses color for differentiation and extra support for students who may need it. Mix and match slides from both sets to make the perfect set for each student.



I realize there will be some students out there unable to do cutting activities. I have a blog post with ways to complete activities without a pair of scissors!!

[Click Here to read more!!](#)