SWEEP

Special Ed

Special Needs for Special Kids

LITERACY UNIT

ALSO INCLUDES GOOGLE SLIDES

These literacy units are something I created and started using in my classroom. I had students with significant challenges and most were non-readers .This is a great way to expose all students to some great books.

Table of Contents

Worksheet pages	Title
4-6	Story Board
7-12	Circle map: Things that put people in a bad mood
13-16	Sort things that put you in a good or bad mood
17-21	Matching opposite emotions
22-25	What is compared in each metaphor?
26-29	Writing prompt: When I am in a bad mood
30-31	Terms of Use

In a separate file, there are directions and links to digital versions of these activities.

This unit has 31 pages plus 12 google slides. There are 5 activities to go with this book to last a full week of instruction.

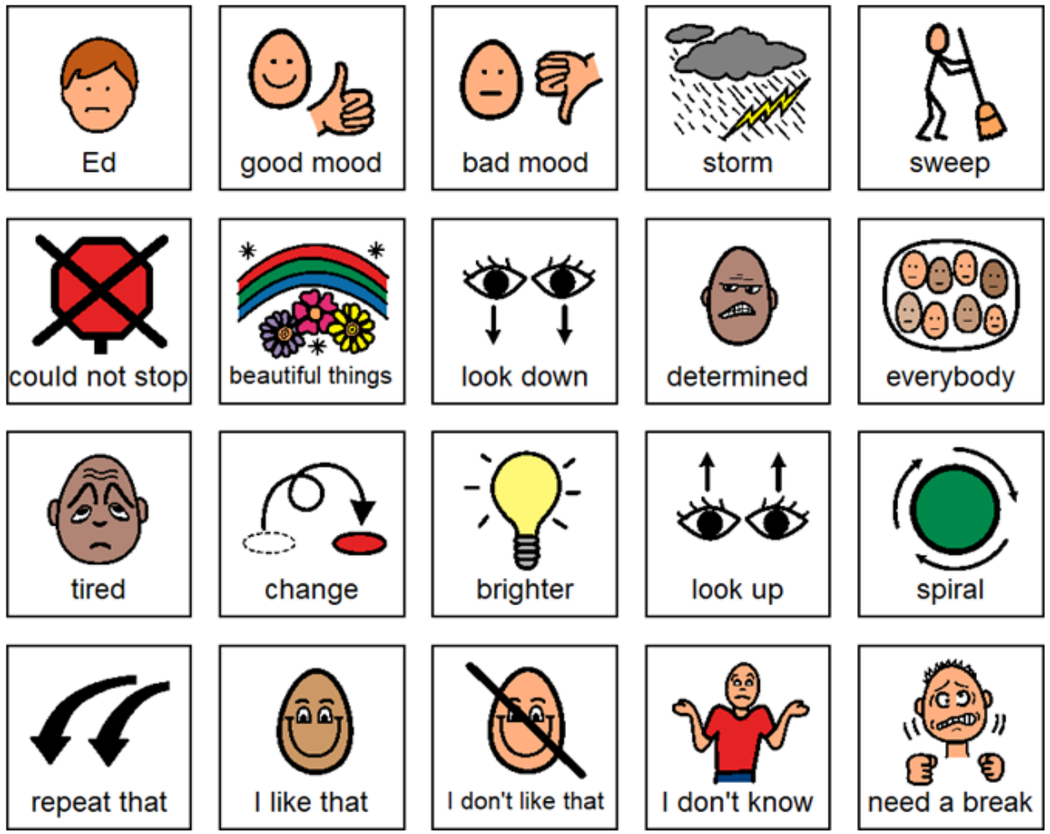

Christa Joy, Special Needs for Special Kids
The Picture Communication Symbols ©1981–2018 by Tobii Dynavox. All Rights Reserved Worldwide. Used with permission. Boardmaker® is a trademark of Tobii Dynavox

This unit comes with a storyboard.

Storyboards are great for ALL students to assist with participation and engagement in group discussions.

Tips on how to use in the unit!!

What are some things that might put someone in a bad mood?

bad mood

Place the following in the circle map on the previous page showing things that can put a person in a bad mood.

Place the following in the circle map on the previous page **ONLY IF** you think there are things that might put someone in a bad mood.

Christa Joy, Special Needs for Special
The Picture Communication Symbols ©1981–2018 by Tobii Dynavo
Used with permission. Boardmaker® is a trademark

There is a circle map showing things that may put a person in a bad mood. There is an option that only has correct answers and one that has wrong answers mixed in.



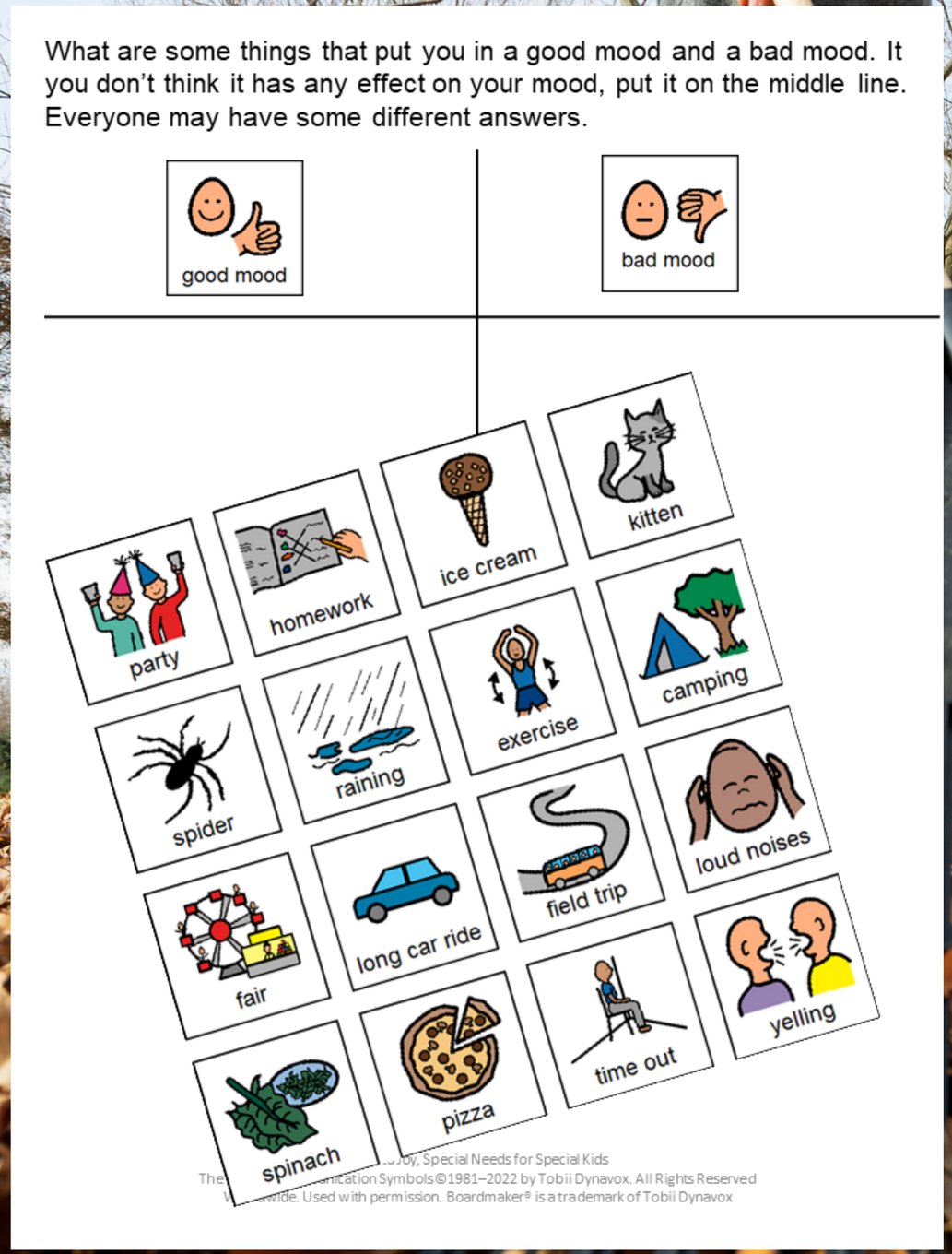

There is an activity where students will sort things that may put them in a good or bad mood.

Answers will vary for each student.



Ed says his bad mood is like a raging storm that sweeps over him. This is a metaphor comparing Ed's bad mood to a storm. Read the metaphors below and find the two things that are being compared.

The hurricane was a monster.	The kitten was a tornado.
The fog was a blanket over the city.	His eyes were daggers.
The classroom was one big circus.	His bedroom was a danger zone.

Christa Joy, Special Needs for Special Kids
The Picture Communication Symbols ©1981–2021 by Tobii Dynavox. All Rights Reserved Worldwide. Used with permission. Boardmaker® is a trademark of Tobii Dynavox

Match the pictures with the metaphors.

Students will match the pictures of the two things being compared in the metaphor.




Ed can feel his mood start to change. Match each emotion to the one that is the opposite of it.

Christa Joy, Special Needs for Special Kids The Picture Communication Symbols ©1981–2019 by Tobii Dynavox. All Rights Reserved Worldwide. Used with permission. Boardmaker® is a trademark of Tobii Dynavox

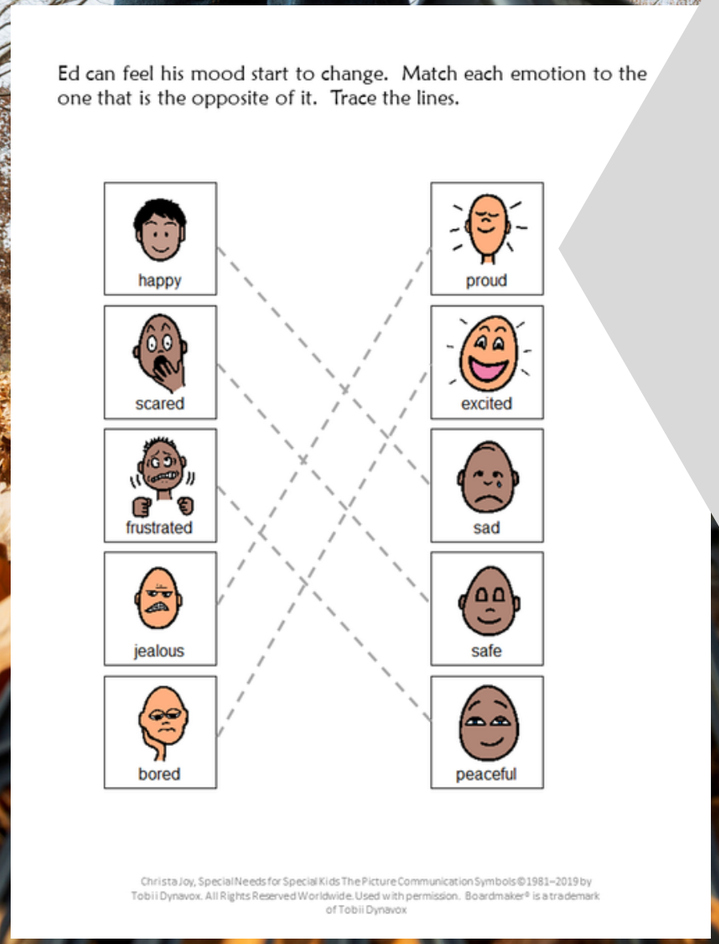
Ed can feel his mood start to change. Match each emotion to the one that is the opposite of it. Trace the lines.

Christa Joy, Special Needs for Special Kids The Picture Communication Symbols ©1981–2019 by Tobii Dynavox. All Rights Reserved Worldwide. Used with permission. Boardmaker® is a trademark of Tobii Dynavox

Students will match opposite emotions. There is a differentiated version with dashed lines for students to trace.



When I am in a bad mood

Certain things put me in a bad mood like being ☐

When I am in a bad mood, I feel it in my ☐ .

When I am in a bad mood, I want to ☐

☐ makes me feel better when I am in a bad mood.

The next time I am in a bad mood, I will ☐ .

Christa Joy, Special Needs for Special Kids The Picture Communication Symbols ©1981–2019 by Tobii Dynavox. All Rights Reserved Worldwide. Used with permission. Boardmaker® is a trademark of Tobii Dynavox

Christa Joy, Special Needs for Special Kids The Picture Communication Symbols ©1981–2019 by Tobii Dynavox. All Rights Reserved Worldwide. Used with permission. Boardmaker® is a trademark of Tobii Dynavox

Students will write their own story about being in a bad mood. This is an errorless activity that allows students to write their own story independently.



Listen to the book read aloud

There is a video of the book read aloud. This is a video from YouTube.

There are digital versions of the activities included. Students click and drag the answers.

The hurricane was a monster.	The kitten was a tornado.
The fog was a blanket over the city.	His eyes were daggers.
The classroom was one big circus.	His bedroom was a danger zone.

Ed says his bad mood is like a raging storm that sweeps over him. This is a metaphor comparing Ed's bad mood to a storm. Read the metaphors below and find the two things that are being compared.

Christa Joy, Special Needs for Special Kids
©clipartino. All Rights Reserved Worldwide. Used with permission.

There are 2 sets, one that includes differentiation shown here.

I realize there will be some students out there unable to do cutting activities. I have a blog post with ways to complete activities without a pair of scissors!!

Click Here to read more!!