

Special Ed



MISC
SHORT U
WORD
FAMILY

ALSO INCLUDES GOOGLE SLIDES





These word family units are something I created and started using in my classroom. I had students with significant challenges and most were non-readers. We spent one week per word family.

Table of Contents

Pages	Activity
4-14	We found a pup
15-17	Vocabulary board
18-24	Flash cards
25-32	Circle map
33-36	Sorting activity
37-48	Matching activities
49-53	Circle correct spelling
54-58	Fill in missing letters
59-63	Choose the best word
64-67	Writing prompt
68-70	Spelling test
71-72	Terms of Use

Also included with this unit as separate files:

- Lesson plan
- Links and directions for digital versions of the activities

This unit comes with enough activities to last one week or more. Most activities are in print and digital formats.

Spelling Lesson Plan

Preparation

- Print out a vocabulary board for each student to use throughout unit
 - Laminate or place in page protector
- Book
 - Print out, laminate, and bind
 - OR your students can listen to the pre-recorded version
- Flash cards
 - Print out a set of cards onto cardstock and laminate
 - Make one set for each student and also one for the teacher to use in I Spy games

Preassessment (do day 1 before starting lesson)

- Choose the spelling test that best fits the learning level of your students
- Give the spelling test to assess what your students may already know
- I cannot emphasize enough how important this step is. If you want to see growth, this preassessment is so important!!

Teaching Tips

1. **Color Coding:** this is a really easy way to add more structure to a matching or most cut and paste activities. Outline or color in an empty box or sorting label. Outline or color in the corresponding picture symbols the same colors. Becomes a color matching task.
 - a. For more info, read more here: <https://specialneedsforspecialkids.org/2015/09/05/using-color-coding-for-differentiation/>
 - b. I also have a blog post on differentiating one activity 3 ways: <https://specialneedsforspecialkids.org/2018/10/22/differentiating-1-activity-3-ways-easily-and-effectively/>
2. **Make you own copies of the activities:** Every day I yesterday. For that reason:
 - a. I often complete the activity myself and offer that I could use year after year.
 - b. My copies were also helpful as either a mode more support or as a way for more advanced work.

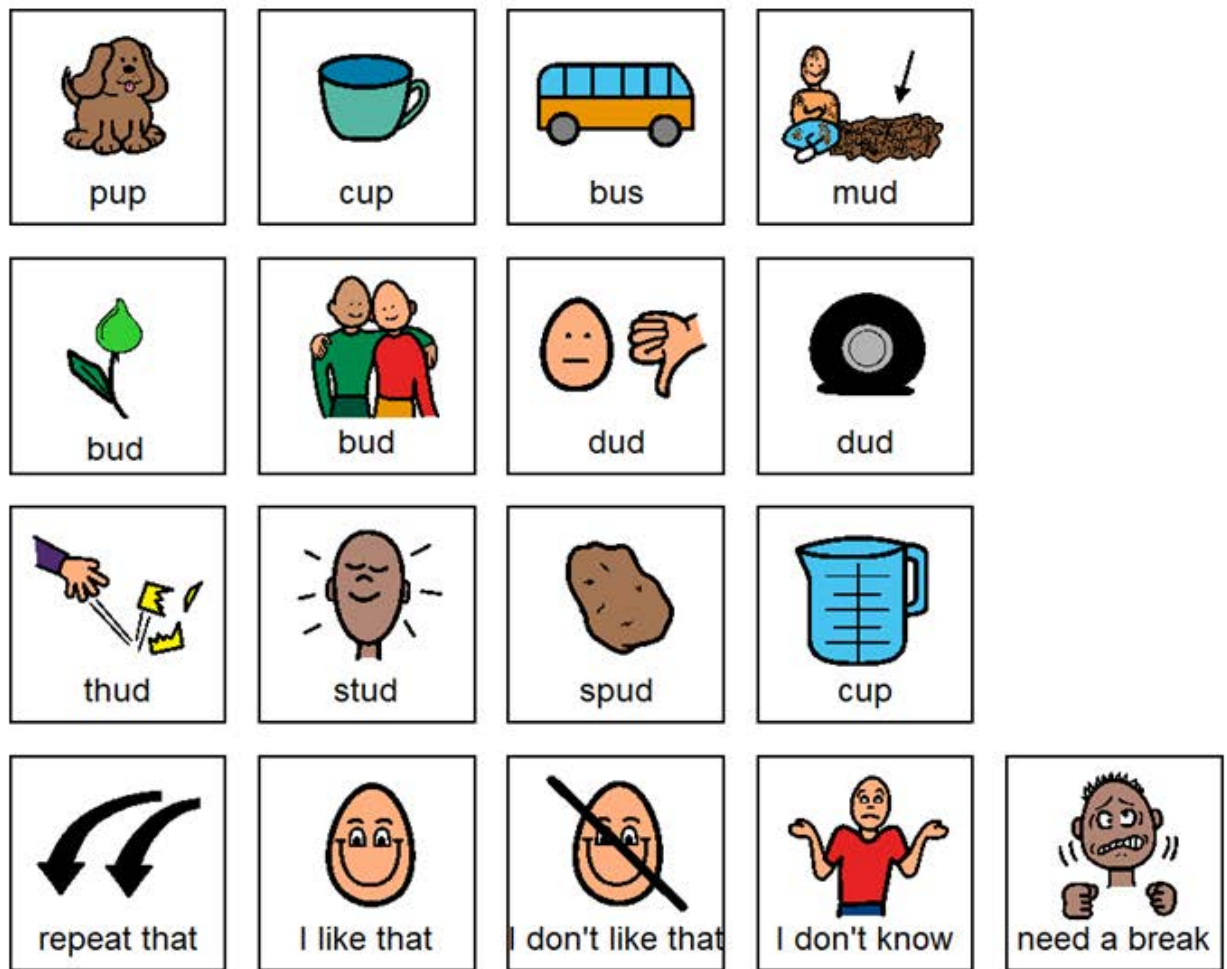
Day 2

Activity	Notes	Materials
Read or listen to a recording of the book (10 minutes)	<ul style="list-style-type: none"> • Read through the story, asking lots of questions focusing on the word family <ul style="list-style-type: none"> ◦ You don't want to ask so many questions you lose the flow of the story, but enough to make sure your students are truly engaged • Continue to make connections between book and vocabulary board and flash cards 	<ul style="list-style-type: none"> • Book • Vocabulary board • Flash cards
Flash cards (5 minutes)	<ul style="list-style-type: none"> • Look at the file included and choose an activity to do with the flash cards: <i>Awesome Activities for Vocabulary boards</i> 	<ul style="list-style-type: none"> • Flash cards • Vocabulary board
Review from yesterday (5 minutes)	<ul style="list-style-type: none"> • Review the activities completed yesterday 	<ul style="list-style-type: none"> • Teacher copies of completed activities
Sorting activity (10 minutes)	<ul style="list-style-type: none"> • Do the sorting activity included • Use color coding as needed 	<ul style="list-style-type: none"> • Worksheet • Scissors • Glue
Matching activity 2 (10 minutes)	<ul style="list-style-type: none"> • Do the word to word matching activity • Use color coding as needed 	<ul style="list-style-type: none"> • Worksheet • Scissors • Glue
Sharing (10 minutes)	<ul style="list-style-type: none"> • Each student shares one of their finished activities with the group using the communication method of their choice 	<ul style="list-style-type: none"> • Completed activity • Communication devices

Quick Look

Day	Activity
1	<ul style="list-style-type: none"> • Book • Flash cards activity • Circle map • Matching activity
2	<ul style="list-style-type: none"> • Book • Flash cards activity • Sorting activity • Matching activity
3	<ul style="list-style-type: none"> • Book • Flash cards activity • Matching activity • Circle the correct spelling
4	<ul style="list-style-type: none"> • Book • Vocab cards activity • Fill in the missing letters • Choose the best word
5	<ul style="list-style-type: none"> • Book • Spelling test • Writing prompt

This unit has a detailed lesson plan with individual and group activities to last a week.



This unit comes with a vocabulary board.

Vocabulary boards are great for ALL students to assist with participation and engagement in group discussions.

Tips on how to use included in the unit!!

Then I heard a **thud**.



ChristaJoy, Special Needs for Special Kids

The **pup** had been in the **mud**.



ChristaJoy, Special Needs for Special Kids

This unit comes with a book for that word family. It has photos and simple, repeatable text.

Each daily lesson is started with this book.

We found a pup









By Christa Joy





Listen to
the book
read aloud

If you do not want to print the book out, there is a link to a movie version (mp4 file) that you can play in a google slide online or project. It is read aloud and has automatic page advancement.

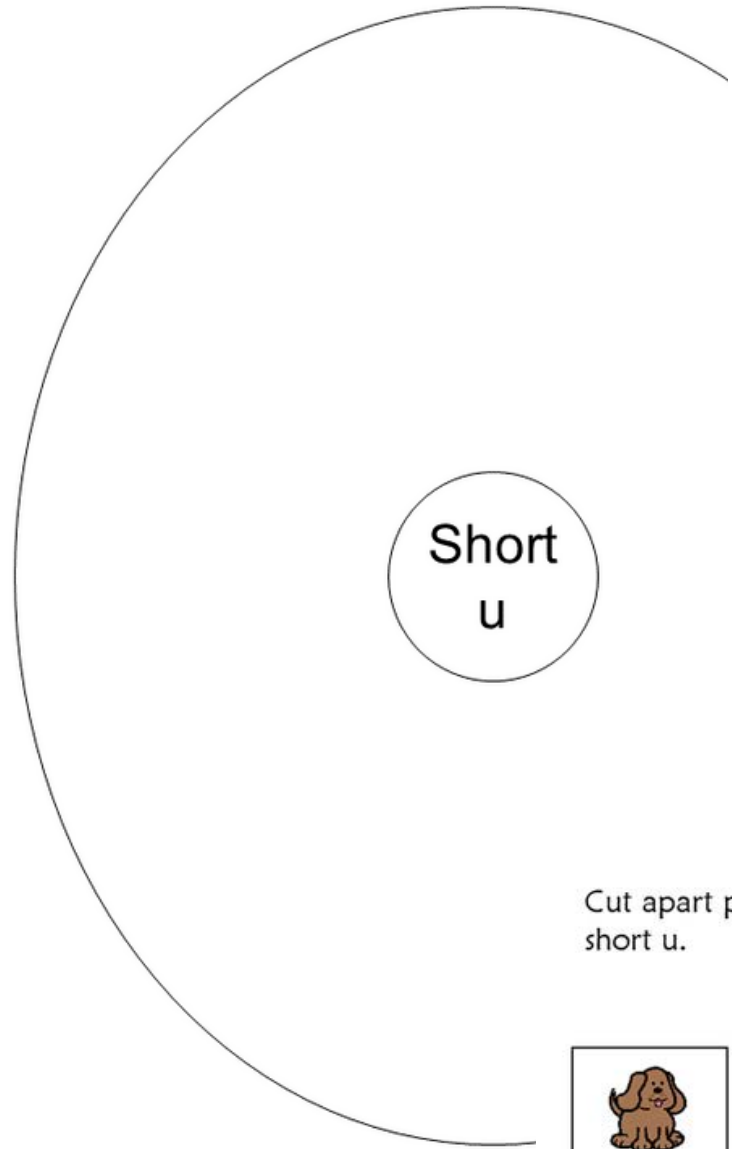
	pup		cup
	bus		mud
	bud		bu

	pup		cup
	bus		mud
	bud		bud



	dud		thud
	stud		spud

There are flash cards included that have either photos or picture symbols. Suggestions for activities are included.


















Short
u

Errorless version

Cut apart pictures and place in circle map short words that have short u.

 pup	 cup	 bus	 mud	 bud
 dud	 thud	 stud	 spud	 bud

Cut apart pictures and place in circle map **ONLY IF** they have short u.

 pup	 hat	 bus	 mud	 bud
 bud	 dud	 sad	 cat	 spud
 sit	 cup	 stud	 thud	 web



Christa Joy, Special Needs!
The Picture Communication Symbols ©1981-2015
Worldwide. Used with permission. Boardmaker

Each unit comes with a circle map that comes with 2 choices:

An errorless option with only correct answers

An option that has wrong answers mixed in students will need to set aside.

There are photos and picture symbols included.




pup hat bus mud bud bud sad cat bed pins sad thud web cup stud sit cup hot spud log hot dud wet

Christa Joy, Special Needs for Special Kids
Communication Symbols ©1981–2019 by Tobii Dynavox. All Rights Reserved
Worldwide. Used with permission. Boardmaker® is a trademark of Tobii Dynavox

There is a sorting activity.
It has students sort words
that do and do not contain
that word family.











Directions for
differentiation are included.





Find the matching picture.











 pup	 cup
 bus	 mud
 bud	 bud
 dud	 thud
 stud	 spud

Find the matching picture.

 pup	 cup
 bus	 mud
 bud	 bud
 dud	 thud
 stud	 spud


Match to the photo on the previous page.

 mud	 stud	 bud	 pup	 cup
 thud	 spud	 bus	 dud	 bud

 pup	 dud	 bus	 mud	 bud
 bud	 cup	 stud	 thud	 spud

its Joy, Special Needs for Special Kids
Symbols ©1981-2019 by Tobii Dynavox. All Rights Reserved
emission. Boardmaker® is a trademark of Tobii Dynavox.

There are several matching activities. One matches photos to picture symbols or picture symbols to picture symbols.



Find the matching word.


Match to the word on the previous page.

pup		cup	
bus		mud	
bud		bud	
dud		thud	
stud		spud	











pup	dud	bus	mud	bud
bud	cup	stud	thud	spud



The other matching activity uses words. Students will match the identical words or word to picture.



Christa Joy, Special Needs
The Picture Communication Symbols ©1981-201
Worldwide. Used with permission. Boardm

 pup	 dud	 bus	 mud	 bud
 bud	 cup	 stud	 thud	 spud

Circle the correct spelling



pup

pig

pat



mud

mix

mad



bug

bed

bus



did

dad

dud



cut

cup

cap



bud

bib

beg



stuck

stick

stud



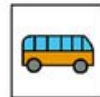
thick

thud

think

Christa Joy, Special Needs for Special Kids
The Picture Communication Symbols ©1981-2019 by Tobii Dynavox. All Rights Reserved
Worldwide. Used with permission. Boardmaker® is a trademark of Tobii Dynavox.

Circle the correct spelling



bass

best


bus



stump

stud

step



spit

spunk

spud



pop

pip

pup



thud

thin

thug



big

bag

bud



cat

cup

cud



mad

mop

mud

Christa Joy, Special Needs for Special Kids
The Picture Communication Symbols ©1981-2019 by Tobii Dynavox. All Rights Reserved
Worldwide. Used with permission. Boardmaker® is a trademark of Tobii Dynavox.

Students will practice circling the correct spelling of each word. Includes 2 worksheets.

Fill in the missing letter(s).



__ u __



__ __ u d



s p __ __



__ u __



__ __ u d



__ u __



c __ __



m __ __

Christa Joy, Special Needs for Special Kids

The Picture Communication Symbols ©1981-2019 by Tobii Dynavox. All Rights Reserved
Worldwide. Used with permission. Boardmaker® is a trademark of Tobii Dynavox

Fill in the missing letter(s).



p __ __



__ __ d



b __ __



d __ __



__ __ p



__ __ d



s t __ __



t h __ __

Christa Joy, Special Needs for Special Kids

The Picture Communication Symbols ©1981-2019 by Tobii Dynavox. All Rights Reserved
Worldwide. Used with permission. Boardmaker® is a trademark of Tobii Dynavox

Students will fill in the missing letters of the words. Includes 2 worksheets.

Circle the best word to finish the sentence.

1. The _____ would bark at the squirrel.



2. We rode the _____ to school.



3. My best _____ went camping with me.



4. We heard a _____ behind the door.



5. Everyone thought the quarterback was a _____.



Circle the best word to finish the sentence.

1. Mom told me to stay out of the _____.



2. He poured the juice into a _____.



3. The plant had a new _____.



4. My new video game was a _____.



5. The farmer grew a new kind of _____.



Students will find the best word to finish each sentence. Includes 2 worksheets.

Riding the bus

I to ride the bus.



I like to sit with my on the bus.

There is no allowed on the bus.

My bus driver is .


Someday, maybe I can to school.

Christa Joy, Special Needs for Special Kids The Picture Communication Symbols ©1981-2019 by Tobii Dynavox. All Rights Reserved Worldwide. Used with permission. Boardmaker® is a trademark of Tobii Dynavox.

don't like	like	don't want	love	
bud	backpack	brother	sister	
mud	pup	cup of coffee	spud	mutt
a stud	a dud	great	my bud	fun
walk	drive	bike	run	skateboard

Christa Joy, Special Needs for Special Kids The Picture Communication Symbols ©1981-2019 by Tobii Dynavox. All Rights Reserved Worldwide. Used with permission. Boardmaker® is a trademark of Tobii Dynavox.

Each unit has a writing prompt using words from that word family. This is an errorless activity.



Spell the word that goes with the picture.





















Finally, there is a spelling test to review the words covered in the unit.

DIGITAL ACTIVITIES

- MOVIE VERSION OF BOOK READ ALOUD
- CIRCLE MAP
- SORTING ACTIVITY
- MATCHING ACTIVITIES
- CIRCLE THE CORRECT SPELLING
- FILL IN MISSING LETTERS
- CHOOSE BEST WORD TO FINISH SENTENCE
- WRITING PROMPT

We found a pup




By Christa Joy



Listen to
the book
read aloud

Students can watch the
movie the book read
aloud.


1. The _____ would bark at the squirrel.



2. We rode the _____ to school.



3. My best _____ went camping with me.




4. We heard a _____ behind the door.




5. Everyone thought the quarterback was a _____.























Circle the best word.



Each activity is set up so students can click and drag answers. For one activity (missing letters) there is the option to type or drag letters.



Sort the words into the correct column.

 wet	 cup	 bus	 mud	 pup
 sit	 bud	 pins	 stud	 spud
 thud	 spud	 not	 sad	 log
 log	 cat	 web	 bud	 bed

Christa Joy, Special Needs for Special Kids
The Picture Communication Symbols ©1981–2019 by Tobii Dynavox. All Rights Reserved
Worldwide. Used with permission. Boardmaker® is a trademark of Tobii Dynavox.

The second set of slides uses color for differentiation and extra support for students who may need it. Mix and match slides from both sets to make the perfect set for each student.



I realize there will be some students out there unable to do cutting activities. I have a blog post with ways to complete activities without a pair of scissors!!

[Click Here to read more!!](#)