

Special Ed



-UT
WORD
FAMILY

ALSO INCLUDES GOOGLE SLIDES





These word family units are something I created and started using in my classroom. I had students with significant challenges and most were non-readers. We spent one week per word family.

Table of Contents

Pages	Activity
4-14	He found a nut
15-17	Vocabulary board
18-24	Flash cards
25-32	Circle map
33-36	Sorting activity
37-47	Matching activities
48-52	Circle correct spelling
53-57	Fill in missing letters
58-62	Choose the best word
63-66	Writing prompt
67-69	Spelling test
70-71	Terms of Use

Also included with this unit as separate files:

- Lesson plan
- Links and directions for digital versions of the activities

This unit comes with enough activities to last one week or more. Most activities are in print and digital formats.

Spelling Lesson Plan

Preparation

- Print out a vocabulary board for each student to use throughout unit
 - Laminate or place in page protector
- Book
 - Print out, laminate, and bind
 - OR your students can listen to the pre-recorded version
- Flash cards
 - Print out a set of cards onto cardstock and laminate
 - Make one set for each student and also one for the teacher to use in I Spy games

Preassessment (do day 1 before starting lesson)

- Choose the spelling test that best fits the learning level of your students
- Give the spelling test to assess what your students may already know
- I cannot emphasize enough how important this step is. If you want to see growth, this preassessment is so important!!

Teaching Tips

1. **Color Coding:** this is a really easy way to add more structure to a matching or most cut and paste activities. Outline or color in an empty box or sorting label. Outline or color in the corresponding picture symbols the same colors. Becomes a color matching task.
 - a. For more info, read more here: <https://specialneedsforspecialkids.org/2015/09/05/using-color-coding-for-differentiation/>
 - b. I also have a blog post on differentiating one activity 3 ways: <https://specialneedsforspecialkids.org/2018/10/22/differentiating-1-activity-3-ways-easily-and-effectively/>
2. **Make you own copies of the activities:** Every day I yesterday. For that reason:
 - a. I often complete the activity myself and offer that I could use year after year.
 - b. My copies were also helpful as either a mode more support or as a way for more advanced work.

Day 2

Activity	Notes	Materials
Read or listen to a recording of the book (10 minutes)	<ul style="list-style-type: none"> • Read through the story, asking lots of questions focusing on the word family <ul style="list-style-type: none"> ◦ You don't want to ask so many questions you lose the flow of the story, but enough to make sure your students are truly engaged • Continue to make connections between book and vocabulary board and flash cards 	<ul style="list-style-type: none"> • Book • Vocabulary board • Flash cards
Flash cards (5 minutes)	<ul style="list-style-type: none"> • Look at the file included and choose an activity to do with the flash cards: <i>Awesome Activities for Vocabulary boards</i> 	<ul style="list-style-type: none"> • Flash cards • Vocabulary board
Review from yesterday (5 minutes)	<ul style="list-style-type: none"> • Review the activities completed yesterday 	<ul style="list-style-type: none"> • Teacher copies of completed activities
Sorting activity (10 minutes)	<ul style="list-style-type: none"> • Do the sorting activity included • Use color coding as needed 	<ul style="list-style-type: none"> • Worksheet • Scissors • Glue
Matching activity 2 (10 minutes)	<ul style="list-style-type: none"> • Do the word to word matching activity • Use color coding as needed 	<ul style="list-style-type: none"> • Worksheet • Scissors • Glue
Sharing (10 minutes)	<ul style="list-style-type: none"> • Each student shares one of their finished activities with the group using the communication method of their choice 	<ul style="list-style-type: none"> • Completed activity • Communication devices

Quick Look


Day	Activity
1	<ul style="list-style-type: none"> • Book • Flash cards activity • Circle map • Matching activity
2	<ul style="list-style-type: none"> • Book • Flash cards activity • Sorting activity • Matching activity
3	<ul style="list-style-type: none"> • Book • Flash cards activity • Matching activity • Circle the correct spelling
4	<ul style="list-style-type: none"> • Book • Vocab cards activity • Fill in the missing letters • Choose the best word
5	<ul style="list-style-type: none"> • Book • Spelling test • Writing prompt

This unit has a detailed lesson plan with individual and group activities to last a week.

This unit comes with a vocabulary board.

Vocabulary boards are great for ALL students to assist with participation and engagement in group discussions.

Tips on how to use included in the unit!!



But a mutt was by the nut.



ChristaJoy, Special Needs for Special Kids

The squirrel shut the mutt in the hut.



ChristaJoy, Special Needs for Special Kids

This unit comes with a book for that word family. It has photos and simple, repeatable text.

Each daily lesson is started with this book.







Listen to the
book read
aloud

He found a **nut**











By Christa Joy

If you do not want to print the book out, there is a link to a movie version (mp4 file) that you can play in a google slide online or project. It is read aloud and has automatic page advancement.


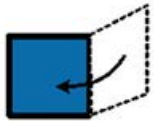
	cut		but
	hut		nut
	rut		mutt

Christa Joy, Special Needs for Special Kids The Picture
©1981-2019 by Tobii Dynavox. All Rights Reserved
permission. Boardmaker® is a trademark


	putt		shut
---	-------------	---	-------------

	cut		but
	hut		nut
	rut		m

Christa Joy, Special Needs for Special Kids The Picture Communication Symbols
©1981-2019 by Tobii Dynavox. All Rights Reserved Worldwide. Used with
permission. Boardmaker® is a trademark of Tobii Dynavox

	putt		shut
---	-------------	---	-------------

There are flash cards included that have either photos or picture symbols. Suggestions for activities are included.












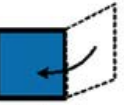


Errorless version

Cut apart pictures and place in circle map.

 cut	 but	 hut	 nut
 rut	 mutt	 putt	 shut

Cut apart pictures and place in circle map **ONLY IF** they are in the -ut word family.

 cut	 mug	 nut	 gum
 rut	 mutt	 hut	 putt
 sun	 but	 hug	 shut

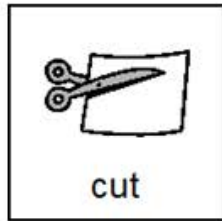

ChristaJoy, Special Needs for Special
The Picture Communication Symbols ©1981-2019 by Tobii D
Worldwide. Used with permission. Boardmaker® is a trac

Each unit comes with a circle map that comes with 2 choices:

An errorless option with only correct answers

An option that has wrong answers mixed in students will need to set aside.

There are photos and picture symbols included.



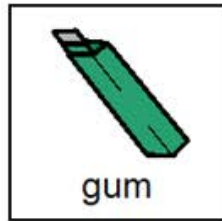
cut



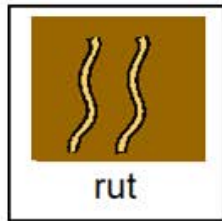
mug




fun



gum



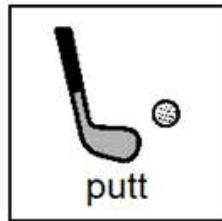
rut




run




hut



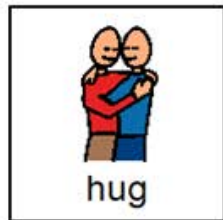
putt



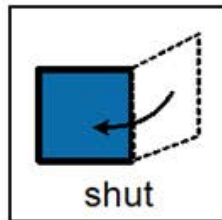
sun



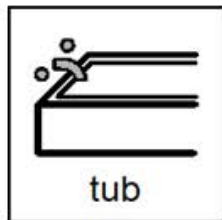
but




hug




shut




tub



mutt




nut



cub

There is a sorting activity.
It has students sort words
that do and do not contain
that word family.















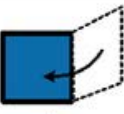

Directions for
differentiation are included.



Find the matching picture.

 cut		 but	
 hut		 nut	
 rut		 mutt	
 putt		 shut	









Find the matching picture.


 cut		 but	
 hut		 nut	
 rut		 mutt	
 putt		 shut	

There are several matching activities. One matches photos to picture symbols or picture symbols to picture symbols.

Match to the photo on the previous page.

 cut	 but	 hut	 nut
 rut	 mutt	 putt	 shut

 cut	 but	 nut	 shut
 rut	 mutt	 hut	 putt











Find the matching word.

cut	<input type="checkbox"/>	but	<input type="checkbox"/>
hut	<input type="checkbox"/>	nut	<input type="checkbox"/>
rut	<input type="checkbox"/>	mutt	<input type="checkbox"/>
putt	<input type="checkbox"/>	shut	<input type="checkbox"/>

Match to the word on the previous page.


cut	shut	putt	hut
mutt	but	nut	rut











 cut	 but	 nut	 shut
 rut	 mutt	 hut	 putt

ChristaJoy, Special Ne
The Picture Communication Symbols ©1981-
Worldwide. Used with permission. Board

The other matching activity uses words. Students will match the identical words or word to picture.










Circle the correct spelling

- | | | | |
|--|------|------|------|
|  | bun | bug | but |
|  | nut | nun | net |
|  | pot | putt | pull |
|  | cut | cup | cat |
|  | shun | shut | ship |
|  | mug | mutt | mitt |
|  | hut | hit | hot |
|  | rug | rut | run |

Christa Joy, Special Needs for Special Kids
The Picture Communication Symbols ©1981-2019 by Tobii Dynavox. All Rights Reserved
Worldwide. Used with permission. Boardmaker® is a trademark of Tobii Dynavox

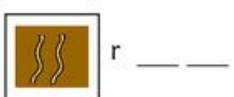
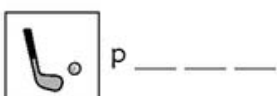

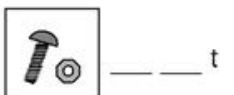
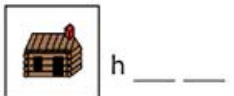
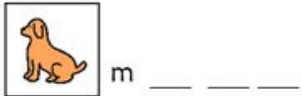
Circle the correct spelling

- | | | | |
|---|------|------|-------|
|  | mum | mop | mutt |
|  | cap | cusp | cut |
|  | hug | hut | hurt |
|  | shut | ship | shrug |
|  | not | nut | nap |
|  | but | bum | bus |
|  | plug | pit | putt |
|  | rig | rat | rut |

Christa Joy, Special Needs for Special Kids
The Picture Communication Symbols ©1981-2019 by Tobii Dynavox. All Rights Reserved
Worldwide. Used with permission. Boardmaker® is a trademark of Tobii Dynavox

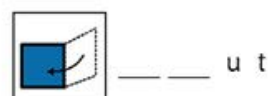
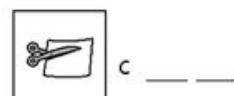
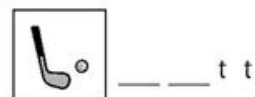
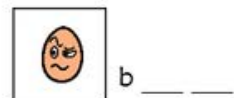
Students will practice circling the correct spelling of each word. Includes 2 worksheets.

Fill in the missing letter(s).



Christa Joy, Special Needs for Special Kids
The Picture Communication Symbols ©1981-2019 by Tobii Dynavox. All Rights Reserved
Worldwide. Used with permission. Boardmaker® is a trademark of Tobii Dynavox

Fill in the missing letter(s).



Christa Joy, Special Needs for Special Kids
The Picture Communication Symbols ©1981-2019 by Tobii Dynavox. All Rights Reserved
Worldwide. Used with permission. Boardmaker® is a trademark of Tobii Dynavox

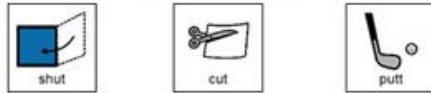
Students will fill in the missing letters of the words. Includes 2 worksheets.

Circle the best word to finish the sentence.

1. The tractor made deep _____ in the field.



2. He was able to _____ the ball into the hole.



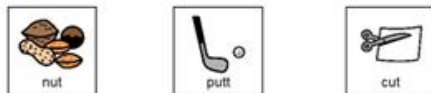
3. The cowboy lived in a _____ on the ranch.



4. Can you _____ the vegetables?

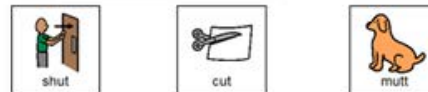


5. The squirrel found a _____ under the tree.



Circle the best word to finish the sentence.

1. Please _____ the door when you leave.



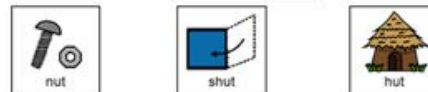
2. I _____ the paper into 4 pieces.



3. He wants to go, _____ he is nervous.



4. She attached the _____ to the bolt.



5. We adopted a _____ from the shelter.



Students will find the best word to finish each sentence. Includes 2 worksheets.

Where is my nut?



Every fall, the likes to hide some nuts.




That way, when it gets they will have some food.

But where did the nuts go? Not under the .

They were not in the .


Finally!! They were hidden behind the .

Christa Joy, Special Needs for Special Kids The Picture Communication Symbols © 1981-2018 by Tobii Dynavox. All Rights Reserved Worldwide. Used with permission. Boardmaker® is a trademark of Tobii Dynavox.



Christa Joy, Special Needs for Special Kids The Picture Communication Symbols © 1981-2018 by Tobii Dynavox. All Rights Reserved Worldwide. Used with permission. Boardmaker® is a trademark of Tobii Dynavox.

Each unit has a writing prompt using words from that word family. This is an errorless activity.



Spell the word that goes with the picture.

















Finally, there is a spelling test to review the words covered in the unit.

DIGITAL ACTIVITIES

- MOVIE VERSION OF BOOK READ ALOUD
- CIRCLE MAP
- SORTING ACTIVITY
- MATCHING ACTIVITIES
- CIRCLE THE CORRECT SPELLING
- FILL IN MISSING LETTERS
- CHOOSE BEST WORD TO FINISH SENTENCE
- WRITING PROMPT

Listen to the
book read
aloud

He found a **nut**



By Christa Joy

Students can watch the
movie the book read
aloud.



bun

bug

but



nut

nun

net



pot

putt

pull



cut

cup

cat



shun

shut

ship



mug

mutt

mitt



hut

hit

hot



rug


rut

run




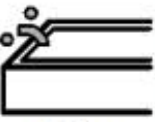








Circle the correct spelling.



Each activity is set up so students can click and drag answers. For one activity (missing letters) there is the option to type or drag letters.



Sort the words into the correct column.

 cut	 sun	 run
 tub	 mutt	
 mug	 but	 gum
 rut	 fun	 nut

The Picture Communication Symbols ©1981-2019 by Tobii Dynavox. All Rights Reserved Worldwide. Used with permission. Boardmaker® is a trademark of Tobii Dynavox.

The second set of slides uses color for differentiation and extra support for students who may need it. Mix and match slides from both sets to make the perfect set for each student.



I realize there will be some students out there unable to do cutting activities. I have a blog post with ways to complete activities without a pair of scissors!!

[Click Here to read more!!](#)