


Special Ed



-UN  
WORD  
FAMILY

ALSO INCLUDES GOOGLE SLIDES







*These word family units are something I created and started using in my classroom. I had students with significant challenges and most were non-readers. We spent one week per word family.*



## Table of Contents

Pages	Activity
4-14	Fun in the Sun
15-17	Vocabulary board
18-24	Flash cards
25-32	Circle map
33-36	Sorting activity
37-47	Matching activities
48-52	Circle correct spelling
53-57	Fill in missing letters
58-62	Choose the best word
63-66	Writing prompt
67-69	Spelling test
70-71	Terms of Use

Also included with this unit as separate files:

- Lesson plan
- Links and directions for digital versions of the activities

*This unit comes with enough activities to last one week or more. Most activities are in print and digital formats.*



## Spelling Lesson Plan

### Preparation

- Print out a vocabulary board for each student to use throughout unit
  - Laminate or place in page protector
- Book
  - Print out, laminate, and bind
  - OR your students can listen to the pre-recorded version
- Flash cards
  - Print out a set of cards onto cardstock and laminate
  - Make one set for each student and also one for the teacher to use in I Spy games

### Preassessment (do day 1 before starting lesson)

- Choose the spelling test that best fits the learning level of your students
- Give the spelling test to assess what your students may already know
- I cannot emphasize enough how important this step is. If you want to see growth, this preassessment is so important!!

### Teaching Tips

1. **Color Coding:** this is a really easy way to add more structure to a matching or most cut and paste activities. Outline or color in an empty box or sorting label. Outline or color in the corresponding picture symbols the same colors. Becomes a color matching task.
  - a. For more info, read more here: <https://specialneedsforspecialkids.org/2015/09/05/using-color-coding-for-differentiation/>
  - b. I also have a blog post on differentiating one activity 3 ways: <https://specialneedsforspecialkids.org/2018/10/22/differentiating-1-activity-3-ways-easily-and-effectively/>
2. **Make your own copies of the activities:** Every day I yesterday. For that reason:
  - a. I often complete the activity myself and offer that I could use year after year.
  - b. My copies were also helpful as either a mode more support or as a way for more advanced work.

### Day 2

Activity	Notes	Materials
Read or listen to a recording of the book (10 minutes)	<ul style="list-style-type: none"> <li>• Read through the story, asking lots of questions focusing on the word family               <ul style="list-style-type: none"> <li>◦ You don't want to ask so many questions you lose the flow of the story, but enough to make sure your students are truly engaged</li> </ul> </li> <li>• Continue to make connections between book and vocabulary board and flash cards</li> </ul>	<ul style="list-style-type: none"> <li>• Book</li> <li>• Vocabulary board</li> <li>• Flash cards</li> </ul>
Flash cards (5 minutes)	<ul style="list-style-type: none"> <li>• Look at the file included and choose an activity to do with the flash cards: <i>Awesome Activities for Vocabulary boards</i></li> </ul>	<ul style="list-style-type: none"> <li>• Flash cards</li> <li>• Vocabulary board</li> </ul>
Review from yesterday (5 minutes)	<ul style="list-style-type: none"> <li>• Review the activities completed yesterday</li> </ul>	<ul style="list-style-type: none"> <li>• Teacher copies of completed activities</li> </ul>
Sorting activity (10 minutes)	<ul style="list-style-type: none"> <li>• Do the sorting activity included</li> <li>• Use color coding as needed</li> </ul>	<ul style="list-style-type: none"> <li>• Worksheet</li> <li>• Scissors</li> <li>• Glue</li> </ul>
Matching activity 2 (10 minutes)	<ul style="list-style-type: none"> <li>• Do the word to word matching activity</li> <li>• Use color coding as needed</li> </ul>	<ul style="list-style-type: none"> <li>• Worksheet</li> <li>• Scissors</li> <li>• Glue</li> </ul>
Sharing (10 minutes)	<ul style="list-style-type: none"> <li>• Each student shares one of their finished activities with the group using the communication method of their choice</li> </ul>	<ul style="list-style-type: none"> <li>• Completed activity</li> <li>• Communication devices</li> </ul>

### Quick Look

Day	Activity
1	<ul style="list-style-type: none"> <li>• Book</li> <li>• Flash cards activity</li> <li>• Circle map</li> <li>• Matching activity</li> </ul>
2	<ul style="list-style-type: none"> <li>• Book</li> <li>• Flash cards activity</li> <li>• Sorting activity</li> <li>• Matching activity</li> </ul>
3	<ul style="list-style-type: none"> <li>• Book</li> <li>• Flash cards activity</li> <li>• Matching activity</li> <li>• Circle the correct spelling</li> </ul>
4	<ul style="list-style-type: none"> <li>• Book</li> <li>• Vocab cards activity</li> <li>• Fill in the missing letters</li> <li>• Choose the best word</li> </ul>
5	<ul style="list-style-type: none"> <li>• Book</li> <li>• Spelling test</li> <li>• Writing prompt</li> </ul>


This unit has a detailed lesson plan with individual and group activities to last a week.



*This unit comes with a vocabulary board.*

*Vocabulary boards are great for ALL students to assist with participation and engagement in group discussions.*

*Tips on how to use included in the unit!!*





I went to play in the sun.



ChristaJoy, Special Needs for Special Kids

I ate a hotdog on a bun.




ChristaJoy, Special Needs for Special Kids

This unit comes with a book for that word family. It has photos and simple, repeatable text.

Each daily lesson is started with this book.



## Fun in the Sun



By Christa Joy


Listen to the  
book read  
aloud

If you do not want to print the book out, there is a link to a movie version (mp4 file) that you can play in a google slide online or project. It is read aloud and has automatic page advancement.









 <b>bun</b>	 <b>fun</b>
 <b>sun</b>	 <b>run</b>
 <b>gun</b>	 <b>nun</b>

Christa Joy, Special Needs for Special Kids The Picture Communication Symbols  
 ©1981-2019 by Tobii Dynavox. All Rights Reserved Worldwide. Used with permission. Boardmaker® is a trademark of Tobii Dynavox





 <b>pun</b>	 <b>stun</b>
 <b>spun</b>	 <b>shun</b>

Christa Joy, Special Needs for Special Kids The Picture Communication Symbols  
 ©1981-2019 by Tobii Dynavox. All Rights Reserved Worldwide. Used with permission. Boardmaker® is a trademark of Tobii Dynavox

There are flash cards included that have either photos or picture symbols. Suggestions for activities are included.

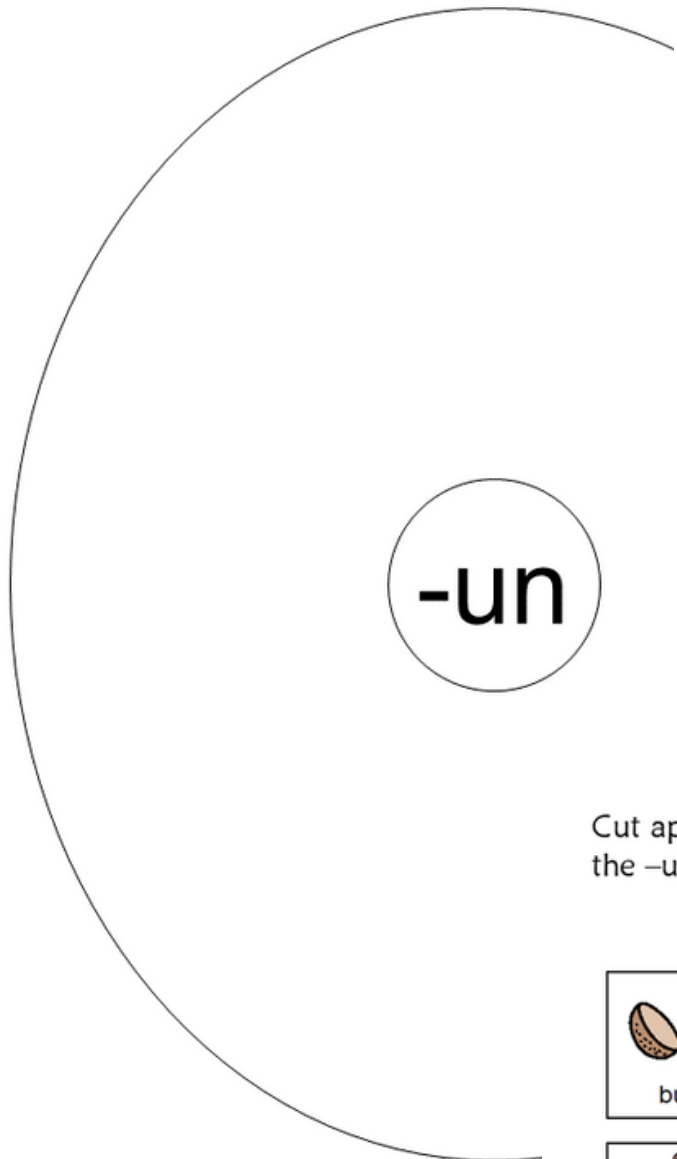
 <b>bun</b>	 <b>fun</b>
 <b>sun</b>	 <b>run</b>
 <b>gun</b>	 <b>nun</b>

Christa Joy, Special Needs for Special Kids The Picture Communication Symbols  
 ©1981-2019 by Tobii Dynavox. All Rights Reserved Worldwide. Used with permission. Boardmaker® is a trademark of Tobii Dynavox

 <b>pun</b>	 <b>stun</b>
 <b>spun</b>	 <b>shun</b>

Christa Joy, Special Needs for Special Kids The Picture Communication Symbols  
 ©1981-2019 by Tobii Dynavox. All Rights Reserved Worldwide. Used with permission. Boardmaker® is a trademark of Tobii Dynavox




















Errorless version

Cut apart pictures and place in circle map.

 bun	 fun	 sun	 run	 gun
 nun	 pun	 stun	 spun	 shun

Cut apart pictures and place in circle map **ONLY IF** they are in the -un word family.

 bun	 fun	 sun	 run	 hug
 nun	 fan	 pen	 spun	 shun
 mug	 pun	 stun	 gum	 gun

Christa Joy, Special Needs  
The Picture Communication Symbols ©1981-2019  
Worldwide. Used with permission. Boardmake


Each unit comes with a circle map that comes with 2 choices:





















An errorless option with only correct answers

An option that has wrong answers mixed in students will need to set aside.

There are photos and picture symbols included.






 bun	 cub	 sun	 run	 hug
 nun	 fan	 pen	 spun	 shrub
 mug	 pun	 stun	 gum	 gun
 bug	 fun	 tug	 drum	 shun










There is a sorting activity.  
It has students sort words  
that do and do not contain  
that word family.

Directions for  
differentiation are included.









Find the matching picture.

 bun	 fun
 sun	 run
 gun	 nun
 pun	 stun
 spun	

Christa Joy, Special Needs  
The Picture Communication Symbols ©1981-2019  
Worldwide. Used with permission. Boardmaker







Find the matching picture.

 bun	 fun
 sun	 run
 gun	 nun
 pun	 stun
	 shun


Christa Joy, Special Needs for Special Kids  
The Picture Communication Symbols ©1981-2019 by Tobii Dynavox. All Rights Reserved  
Worldwide. Boardmaker® is a trademark of Tobii Dynavox

Match to the photo on the previous page.

 fun	 bun	 gun	 sun	 shun
 run	 nun	 spun	 stun	 pun

 fun	 bun	 gun	 sun	 shun
 run	 nun	 spun	 stun	 pun

There are several matching activities. One matches photos to picture symbols or picture symbols to picture symbols.





Find the matching word.


Match to the word on the previous page.

bun	<input type="checkbox"/>	fun	<input type="checkbox"/>
sun	<input type="checkbox"/>	run	<input type="checkbox"/>
gun	<input type="checkbox"/>	nun	<input type="checkbox"/>
pun	<input type="checkbox"/>	stun	<input type="checkbox"/>
spun	<input type="checkbox"/>	shun	<input type="checkbox"/>











fun	bun	gun	sun	shun
run	nun	spun	stun	pun



The other matching activity uses words. Students will match the identical words or word to picture.



ChristaJoy, Special Needs for Special  
The Picture Communication Symbols ©1981-2019 by Tobii  
Worldwide. Used with permission. Boardmaker® is a tra

 fun	 bun	 gun	 sun	 shun
 run	 nun	 spun	 stun	 pun



Circle the correct spelling



rum      run      runt



gun      grin      gub



nut      nun      non



put      punk      pun



buy      ben      bun



spun      span      spill



sin      shun      sun



shun      shut      shunt

Christa Joy, Special Needs for Special Kids  
The Picture Communication Symbols ©1981-2019 by Tobii Dynavox. All Rights Reserved  
Worldwide. Used with permission. Boardmaker® is a trademark of Tobii Dynavox

Circle the correct spelling



bun      bug      ban



fur      fit      fun



sum      sun      sin



run      rut      rug




gut      gun      gum



stun      stan      stump



spit      spill      spun



ship      shrug      shun

Christa Joy, Special Needs for Special Kids  
The Picture Communication Symbols ©1981-2019 by Tobii Dynavox. All Rights Reserved  
Worldwide. Used with permission. Boardmaker® is a trademark of Tobii Dynavox

Students will practice circling the correct spelling of each word. Includes 2 worksheets.



Circle the correct spelling



bun

bug

ban



fur

fit

fun



sum

sun

sin



run

rut

rug



gut

gun

gum



stun

stan

stump



spit

spill

spun



ship

shrug

shun

Christa Joy, Special Needs for Special Kids  
The Picture Communication Symbols ©1981-2019 by Tobii Dynavox. All Rights Reserved  
Worldwide. Used with permission. Boardmaker® is a trademark of Tobii Dynavox

Circle the correct spelling



rum

run

runt



gun

grin

gub



nut

nun

non



put

punk

pun



buy

ben

bun



spun

span


spill



sin

shun

sun



shun

shut

shunt

Christa Joy, Special Needs for Special Kids  
The Picture Communication Symbols ©1981-2019 by Tobii Dynavox. All Rights Reserved  
Worldwide. Used with permission. Boardmaker® is a trademark of Tobii Dynavox

Students will fill in the missing letters of the words. Includes 2 worksheets.



Circle the best word to finish the sentence.

1. The fair was so much \_\_\_\_\_.



2. We put the hotdog on a \_\_\_\_\_.



3. You should not \_\_\_\_\_ anyone for being different.



4. I was \_\_\_\_\_ how hot it was outside.



5. I saw a \_\_\_\_\_ in the church praying.



Circle the best word to finish the sentence.

1. The horse would \_\_\_\_\_ around the field.



2. The \_\_\_\_\_ was so hot that day.



3. She \_\_\_\_\_ the spinner.



4. She told me a \_\_\_\_\_ that was so funny.



5. My grandfather took a \_\_\_\_\_ hunting.



Students will find the best word to finish each sentence. Includes 2 worksheets.




# Fun in the Sun

The sun was out, so I went to the .

It was so much fun! I saw  laying in the sun.

I ate a  on a bun.



I even went for a run by the .


Spending the day in the sun is .

Christa Joy, Special Needs for Special Kids The Picture Communication Symbols ©1981-2019 by Tobii Dynavox. All Rights Reserved Worldwide. Used with permission. Boardmaker® is a trademark of Tobii Dynavox

 park	 zoo	 playground	 pond	 farm
 turtles	 lions	 cows	 gorillas	 sheep
 hot dog	 hamburger	 sausage	 sandwich	 cheeseburger
 pond	 lake	 field	 soccer field	 school
 fun	 great	 hot	 exciting	 the best


Christa Joy, Special Needs for Special Kids The Picture Communication Symbols ©1981-2019 by Tobii Dynavox. All Rights Reserved Worldwide. Used with permission. Boardmaker® is a trademark of Tobii Dynavox

Each unit has a writing prompt using words from that word family. This is an errorless activity.





Spell the word that goes with the picture.



Finally, there is a spelling test to review the words covered in the unit.




# DIGITAL ACTIVITIES

- MOVIE VERSION OF BOOK READ ALOUD
- CIRCLE MAP
- SORTING ACTIVITY
- MATCHING ACTIVITIES
- CIRCLE THE CORRECT SPELLING
- FILL IN MISSING LETTERS
- CHOOSE BEST WORD TO FINISH SENTENCE
- WRITING PROMPT



Fun in the Sun



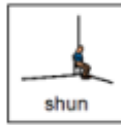
By Christa Joy

Listen to the  
book read  
aloud

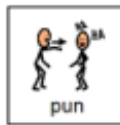
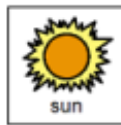
Students can watch the  
movie the book read  
aloud.



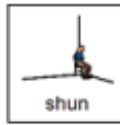
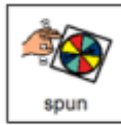
1. The horse would \_\_\_\_\_ around the field.



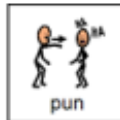

2. The \_\_\_\_\_ was so hot that day.




3. She \_\_\_\_\_ the spinner.




4. She told me a \_\_\_\_\_ that was so funny.



5. My grandfather took a \_\_\_\_\_ hunting.













Circle the best word.



Each activity is set up so students can click and drag answers. For one activity (missing letters) there is the option to type or drag letters.



bun		fun	
sun		run	
gun		nun	
pun		stun	
spun		shun	

Find the matching picture.



The second set of slides uses color for differentiation and extra support for students who may need it. Mix and match slides from both sets to make the perfect set for each student.





I realize there will be some students out there unable to do cutting activities. I have a blog post with ways to complete activities without a pair of scissors!!

**[Click Here to read more!!](#)**