

Special Ed



-UM
WORD
FAMILY

ALSO INCLUDES GOOGLE SLIDES





These word family units are something I created and started using in my classroom. I had students with significant challenges and most were non-readers. We spent one week per word family.

Table of Contents

Pages	Activity
4-14	Don't step in the gum!
15-17	Vocabulary board
18-24	Flash cards
25-32	Circle map
33-36	Sorting activity
37-48	Matching activities
49-53	Circle correct spelling
54-58	Fill in missing letters
59-63	Choose the best word
64-67	Writing prompt
68-70	Spelling test
71-72	Terms of Use

Also included with this unit as separate files:

- Lesson plan
- Links and directions for digital versions of the activities

This unit comes with enough activities to last one week or more. Most activities are in print and digital formats.

Spelling Lesson Plan

Preparation

- Print out a vocabulary board for each student to use throughout unit
 - Laminate or place in page protector
- Book
 - Print out, laminate, and bind
 - OR your students can listen to the pre-recorded version
- Flash cards
 - Print out a set of cards onto cardstock and laminate
 - Make one set for each student and also one for the teacher to use in I Spy games

Preassessment (do day 1 before starting lesson)

- Choose the spelling test that best fits the learning level of your students
- Give the spelling test to assess what your students may already know
- I cannot emphasize enough how important this step is. If you want to see growth, this preassessment is so important!!

Teaching Tips

1. **Color Coding:** this is a really easy way to add more structure to a matching or most cut and paste activities. Outline or color in an empty box or sorting label. Outline or color in the corresponding picture symbols the same colors. Becomes a color matching task.
 - a. For more info, read more here: <https://specialneedsforspecialkids.org/2015/09/05/using-color-coding-for-differentiation/>
 - b. I also have a blog post on differentiating one activity 3 ways: <https://specialneedsforspecialkids.org/2018/10/22/differentiating-1-activity-3-ways-easily-and-effectively/>
2. **Make your own copies of the activities:** Every day I yesterday. For that reason:
 - a. I often complete the activity myself and offer that I could use year after year.
 - b. My copies were also helpful as either a mode more support or as a way for more advanced work.


Day 2

Activity	Notes	Materials
Read or listen to a recording of the book (10 minutes)	<ul style="list-style-type: none"> • Read through the story, asking lots of questions focusing on the word family <ul style="list-style-type: none"> ◦ You don't want to ask so many questions you lose the flow of the story, but enough to make sure your students are truly engaged • Continue to make connections between book and vocabulary board and flash cards 	<ul style="list-style-type: none"> • Book • Vocabulary board • Flash cards
Flash cards (5 minutes)	<ul style="list-style-type: none"> • Look at the file included and choose an activity to do with the flash cards: <i>Awesome Activities for Vocabulary boards</i> 	<ul style="list-style-type: none"> • Flash cards • Vocabulary board
Review from yesterday (5 minutes)	<ul style="list-style-type: none"> • Review the activities completed yesterday 	<ul style="list-style-type: none"> • Teacher copies of completed activities
Sorting activity (10 minutes)	<ul style="list-style-type: none"> • Do the sorting activity included • Use color coding as needed 	<ul style="list-style-type: none"> • Worksheet • Scissors • Glue
Matching activity 2 (10 minutes)	<ul style="list-style-type: none"> • Do the word to word matching activity • Use color coding as needed 	<ul style="list-style-type: none"> • Worksheet • Scissors • Glue
Sharing (10 minutes)	<ul style="list-style-type: none"> • Each student shares one of their finished activities with the group using the communication method of their choice 	<ul style="list-style-type: none"> • Completed activity • Communication devices

Quick Look

Day	Activity
1	<ul style="list-style-type: none"> • Book • Flash cards activity • Circle map • Matching activity
2	<ul style="list-style-type: none"> • Book • Flash cards activity • Sorting activity • Matching activity
3	<ul style="list-style-type: none"> • Book • Flash cards activity • Matching activity • Circle the correct spelling
4	<ul style="list-style-type: none"> • Book • Vocab cards activity • Fill in the missing letters • Choose the best word
5	<ul style="list-style-type: none"> • Book • Spelling test • Writing prompt

This unit has a detailed lesson plan with individual and group activities to last a week.



This unit comes with a vocabulary board.

Vocabulary boards are great for ALL students to assist with participation and engagement in group discussions.

Tips on how to use included in the unit!!

It was too late, I stepped in the
gum.



Christa Joy, Special Needs for Special Kids

We found the **drum.**



Christa Joy, Special Needs for Special Kids

*This unit comes with a
book for that word family.
It has photos and simple,
repeatable text.*

*Each daily lesson is started
with this book.*

Listen to the
book read
aloud

Don't step in the gum



By Christa Joy

If you do not want to print the book out, there is a link to a movie version (mp4 file) that you can play in a google slide online or project. It is read aloud and has automatic page advancement.




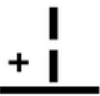


 bum	 gum
 hum	 sum
 chum	 drum

Christa Joy, Special Needs for Special Kids The Picture Communication Symbols
©1981-2019 by Tobii Dynavox. All Rights Reserved Worldwide. Used with permission. Boardmaker® is a trademark of Tobii Dynavox



 glum	 plum
 scum	 scum


Christa Joy, Special Needs for Special Kids The Picture Communication Symbols
©1981-2019 by Tobii Dynavox. All Rights Reserved Worldwide. Used with permission. Boardmaker® is a trademark of Tobii Dynavox

 bum	 gum
 hum	 sum
 chum	 drum

Christa Joy, Special Needs for Special Kids The Picture Communication Symbols
©1981-2019 by Tobii Dynavox. All Rights Reserved Worldwide. Used with permission. Boardmaker® is a trademark of Tobii Dynavox




There are flash cards included that have either photos or picture symbols. Suggestions for activities are included.




Errorless version

Cut apart pictures and place in circle map.



Cut apart pictures and place in circle map **ONLY IF** they are in the -um word family.





Christa Joy, Special Needs for Spe
The Picture Communication Symbols ©1981-2019 by Tot
Worldwide. Used with permission. Boardmaker® is a


Each unit comes with a circle map that comes with 2 choices:

An errorless option with only correct answers

An option that has wrong answers mixed in students will need to set aside.


There are photos and picture symbols included.













 bum	 tub	 hum	 strum	 sum
 chum	 dug	 mug	 hug	 scum
 plug	 gum	 glum	 bun	 tug
 sun	 drum	 run	 plum	 cub

There is a sorting activity.
It has students sort words
that do and do not contain
that word family.



Directions for
differentiation are included.













Find the matching picture.

 bum	<input type="checkbox"/>	 gum	<input type="checkbox"/>
 hum	<input type="checkbox"/>	 sum	<input type="checkbox"/>
 chum	<input type="checkbox"/>	 drum	<input type="checkbox"/>
 glum	<input type="checkbox"/>	 plum	<input type="checkbox"/>
 scum	<input type="checkbox"/>	 strum	<input type="checkbox"/>


Find the matching picture.

 bum	<input type="checkbox"/>	 gum	<input type="checkbox"/>
 hum	<input type="checkbox"/>	 sum	<input type="checkbox"/>
 chum	<input type="checkbox"/>	 drum	<input type="checkbox"/>
 glum	<input type="checkbox"/>	 plum	<input type="checkbox"/>
 scum	<input type="checkbox"/>	 strum	<input type="checkbox"/>

 bum	 gum	 hum	 sum	 chum
 drum	 glum	 plum	 scum	 strum

 bum	 gum	 hum	 strum	 sum
 chum	 drum	 glum	 plums	 scum

There are several matching activities. One matches photos to picture symbols or picture symbols to picture symbols.




Find the matching word.

bum		gum	
hum		sum	
chum		drum	
glum		plum	
scum		strum	











Match to the word on the previous page.

sum	bum	plum	strum	scum
gum	hum	chum	drum	glum

The other matching activity uses words. Students will match the identical words or word to picture.



ChristaJoy, Special Needs
The Picture Communication Symbols ©1981-20
Worldwide. Used with permission. Boards:

 bum	 gum	 hum	 strum	 sum
 chum	 drum	 glum	 plums	 scum

Circle the correct spelling



scim scum scam



sum sun stun



gem gun gum



chim chum chip



bum bam bump



glad glum gush



drip dreg drum



hum him hem

Christa Joy, Special Needs for Special Kids
The Picture Communication Symbols ©1981-2019 by Tobii Dynavox. All Rights Reserved
Worldwide. Used with permission. Boardmaker® is a trademark of Tobii Dynavox

Circle the correct spelling



barn bump bum



dum drum drab



grum gum glum



strum stram strap



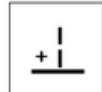
gush gum hum



plum plush pun



chug chum chin



sub sum suds

Christa Joy, Special Needs for Special Kids
The Picture Communication Symbols ©1981-2019 by Tobii Dynavox. All Rights Reserved
Worldwide. Used with permission. Boardmaker® is a trademark of Tobii Dynavox

Students will practice circling the correct spelling of each word. Includes 2 worksheets.

Fill in the missing letter(s).



s c _ _



_ u _



g _ _



c h _ _



_ _ u m



_ _ u m



d r _ _



h _ _

Christa Joy, Special Needs for Special Kids

The Picture Communication Symbols ©1981-2019 by Tobii Dynavox. All Rights Reserved
Worldwide. Used with permission. Boardmaker® is a trademark of Tobii Dynavox


Fill in the missing letter(s).



b _ _



_ _ u m




g l _ _



s t r _ _



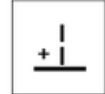
_ u _



_ _ u m



c h _ _



s _ _

Christa Joy, Special Needs for Special Kids

The Picture Communication Symbols ©1981-2019 by Tobii Dynavox. All Rights Reserved
Worldwide. Used with permission. Boardmaker® is a trademark of Tobii Dynavox

Students will fill in the missing letters of the words. Includes 2 worksheets.

Circle the best word to finish the sentence.

1. What is the _____ of all the parts.



sum



gum



drum

2. My brother is also my _____.



scum



bum



chum

3. We picked a _____ from the tree.



drum



plum



gum

4. He played the _____ in the band.



sum



hum



drum

5. The sad movie made me _____.



hum



glum



chum

Circle the best word to finish the sentence.

1. She would _____ a song as she worked.



hum



plum



sum

2. He learned how to _____ the guitar today.



drum



strum



chum

3. The _____ needed a place to stay the night.



glum



scum



bum

4. There was dark _____ on top of the pond.



scum



gum



drum

5. I stepped in _____.



plum



strum



gum

Students will find the best word to finish each sentence. Includes 2 worksheets.

I like gum

I like gum. My favorite flavor is .

I like to chew gum in the .




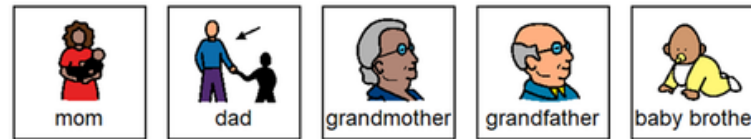
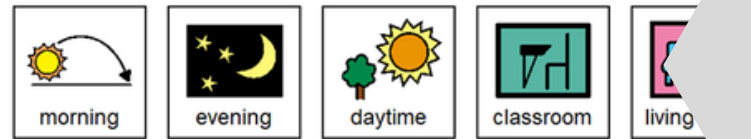

When I go to the I chew gum.

My doesn't like gum.




That's !! More for me.

Christa Joy, Special Needs for Special Kids The Picture Communication Symbols ©1981-2019 by Tobii Dynavox. All Rights Reserved Worldwide. Used with permission. Boardmaker® is a trademark of Tobii Dynavox



Christa Joy, Special Needs for Special Kids The Picture Communication Symbols ©1981-2019 by Tobii Dynavox. All Rights Reserved Worldwide. Used with permission. Boardmaker® is a trademark of Tobii Dynavox

Each unit has a writing prompt using words from that word family. This is an errorless activity.



Spell the word that goes with the picture.






















Finally, there is a spelling test to review the words covered in the unit.

DIGITAL ACTIVITIES

- MOVIE VERSION OF BOOK READ ALOUD
- CIRCLE MAP
- SORTING ACTIVITY
- MATCHING ACTIVITIES
- CIRCLE THE CORRECT SPELLING
- FILL IN MISSING LETTERS
- CHOOSE BEST WORD TO FINISH SENTENCE
- WRITING PROMPT


Listen to the
book read
aloud

Don't step in the gum





By Christa Joy

Students can watch the
movie the book read
aloud.



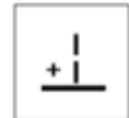
Sort the words into the correct column.

 plug	 gum	 sun	 sum
 chum	 drum	 tub	 bun
 scum	 strum	 dug	 bun
 bum	 hug	 tug	 bun

Each activity is set up so students can click and drag answers. For one activity (missing letters) there is the option to type or drag letters.



s c u m



s u m



g u m



c h u m



b u m



g l u m



d r u m



h u m

Fill in the missing letters.

u g b m s

The second set of slides uses color for differentiation and extra support for students who may need it. Mix and match slides from both sets to make the perfect set for each student.



I realize there will be some students out there unable to do cutting activities. I have a blog post with ways to complete activities without a pair of scissors!!

[Click Here to read more!!](#)