

Special Ed



**-UB
WORD
FAMILY**

ALSO INCLUDES GOOGLE SLIDES





These word family units are something I created and started using in my classroom. I had students with significant challenges and most were non-readers. We spent one week per word family.

Table of Contents

Pages	Activity
4-14	The Cub
15-17	Vocabulary board
18-24	Flash cards
25-32	Circle map
33-36	Sorting activity
37-48	Matching activities
49-53	Circle correct spelling
54-58	Fill in missing letters
59-63	Choose the best word
64-67	Writing prompt
68-70	Spelling test
71-72	Terms of Use

Also included with this unit as separate files:

- Lesson plan
- Links and directions for digital versions of the activities

This unit comes with enough activities to last one week or more. Most activities are in print and digital formats.

Spelling Lesson Plan

Preparation

- Print out a vocabulary board for each student to use throughout unit
 - Laminate or place in page protector
- Book
 - Print out, laminate, and bind
 - OR your students can listen to the pre-recorded version
- Flash cards
 - Print out a set of cards onto cardstock and laminate
 - Make one set for each student and also one for the teacher to use in I Spy games

Preassessment (do day 1 before starting lesson)

- Choose the spelling test that best fits the learning level of your students
- Give the spelling test to assess what your students may already know
- I cannot emphasize enough how important this step is. If you want to see growth, this preassessment is so important!!

Teaching Tips

1. **Color Coding:** this is a really easy way to add more structure to a matching or most cut and paste activities. Outline or color in an empty box or sorting label. Outline or color in the corresponding picture symbols the same colors. Becomes a color matching task.
 - a. For more info, read more here: <https://specialneedsforspecialkids.org/2015/09/05/using-color-coding-for-differentiation/>
 - b. I also have a blog post on differentiating one activity 3 ways: <https://specialneedsforspecialkids.org/2018/10/22/differentiating-1-activity-3-ways-easily-and-effectively/>
2. **Make your own copies of the activities:** Every day I yesterday. For that reason:
 - a. I often complete the activity myself and offer that I could use year after year.
 - b. My copies were also helpful as either a mode more support or as a way for more advanced work.

Day 2

Activity	Notes	Materials
Read or listen to a recording of the book (10 minutes)	<ul style="list-style-type: none"> • Read through the story, asking lots of questions focusing on the word family <ul style="list-style-type: none"> ◦ You don't want to ask so many questions you lose the flow of the story, but enough to make sure your students are truly engaged • Continue to make connections between book and vocabulary board and flash cards 	<ul style="list-style-type: none"> • Book • Vocabulary board • Flash cards
Flash cards (5 minutes)	<ul style="list-style-type: none"> • Look at the file included and choose an activity to do with the flash cards: <i>Awesome Activities for Vocabulary boards</i> 	<ul style="list-style-type: none"> • Flash cards • Vocabulary board
Review from yesterday (5 minutes)	<ul style="list-style-type: none"> • Review the activities completed yesterday 	<ul style="list-style-type: none"> • Teacher copies of completed activities
Sorting activity (10 minutes)	<ul style="list-style-type: none"> • Do the sorting activity included • Use color coding as needed 	<ul style="list-style-type: none"> • Worksheet • Scissors • Glue
Matching activity 2 (10 minutes)	<ul style="list-style-type: none"> • Do the word to word matching activity • Use color coding as needed 	<ul style="list-style-type: none"> • Worksheet • Scissors • Glue
Sharing (10 minutes)	<ul style="list-style-type: none"> • Each student shares one of their finished activities with the group using the communication method of their choice 	<ul style="list-style-type: none"> • Completed activity • Communication devices

Quick Look


Day	Activity
1	<ul style="list-style-type: none"> • Book • Flash cards activity • Circle map • Matching activity
2	<ul style="list-style-type: none"> • Book • Flash cards activity • Sorting activity • Matching activity
3	<ul style="list-style-type: none"> • Book • Flash cards activity • Matching activity • Circle the correct spelling
4	<ul style="list-style-type: none"> • Book • Vocab cards activity • Fill in the missing letters • Choose the best word
5	<ul style="list-style-type: none"> • Book • Spelling test • Writing prompt

This unit has a detailed lesson plan with individual and group activities to last a week.

This unit comes with a vocabulary board.

Vocabulary boards are great for ALL students to assist with participation and engagement in group discussions.

Tips on how to use included in the unit!!



The **cub** would nap under the **shrub**.



ChristaJoy, Special Needs for Special Kids

One day, the **cub** found a **club**.



ChristaJoy, Special Needs for Special Kids

This unit comes with a book for that word family. It has photos and simple, repeatable text.

Each daily lesson is started with this book.







Listen to the story, The Cub







The Cub



By Christa Joy

If you do not want to print the book out, there is a link to a movie version (mp4 file) that you can play in a google slide online or project. It is read aloud and has automatic page advancement.













	tub		rub
	cub		hub
	sub		nub

	dub		pub
	club		grub
	stub		shrub

There are flash cards included that have either photos or picture symbols. Suggestions for activities are included.

Errorless version

Cut apart pictures and place in circle map.

 tub	 rub	 cub	 hub
 sub	 nub	 dub	 pub
 club	 grub	 stub	 shrub

-ub

Cut apart pictures and place in circle map **ONLY IF** they are in the -ub word family.

 tub	 rub	 pup	 hub
 dub	 mug	 pub	 club
 sub	 grub	 stub	 shrub
 sun	 nub	 cub	 drum


Christa Joy, Special Needs for Special Education
The Picture Communication Symbols ©1981-2019 by Tobii
Worldwide. Used with permission. Boardmaker® is a trademark

Each unit comes with a circle map that comes with 2 choices:

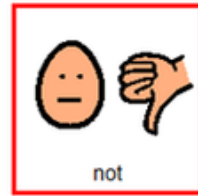
An errorless option with only correct answers

An option that has wrong answers mixed in students will need to set aside.

There are photos and picture symbols included.



-ub words




not













 tub	 rub	 bug	 hub	 pup
 rug	 mug	 pub	 club	 dub
 sub	 grub	 stub	 shrub	 gum
 sun	 nub	 cub	 drum	 nut

There is a sorting activity.
It has students sort words
that do and do not contain
that word family.

Directions for
differentiation are included.





Find the matching picture.

 tub		 rub	
 cub		 hub	
 sub		 nub	
 dub		 pub	
 club		 grub	
 stub		 shrub	

























Christa Joy, Special Needs for Special Kids
The Picture Communication Symbols ©1981-2019 by Tobii Dynavox. All Rights Reserved
Worldwide. Used with permission. Boardmaker® is a trademark of Tobii Dynavox

Find the matching picture.

 tub		 rub	
 cub		 hub	
 sub		 nub	
 dub		 pub	
 club		 grub	
		 shrub	


Christa Joy, Special Needs for Special Kids
The Picture Communication Symbols ©1981-2019 by Tobii Dynavox. All Rights Reserved
Worldwide. Used with permission. Boardmaker® is a trademark of Tobii Dynavox

Match to the photo on the previous page.

 tub	 rub	 cub	 hub
 sub	 nub	 dub	 pub
 club	 grub	 stub	 shrub
 tub	 rub	 cub	 hub
 dub	 nub	 pub	 club
 sub	 grub	 stub	 shrub

Christa Joy, Special Needs for Special Kids
The Picture Communication Symbols ©1981-2019 by Tobii Dynavox. All Rights Reserved
Worldwide. Used with permission. Boardmaker® is a trademark of Tobii Dynavox

There are several matching activities. One matches photos to picture symbols or picture symbols to picture symbols.




Find the matching word.

tub		rub	
cub		hub	
sub		nub	
dub		pub	
club		grub	
stub		shrub	

Match to the word on the previous page.

stub	club	rub	hub
tub	grub	nub	cub
dub	pub	sub	shrub

The other matching activity uses words. Students will match the identical words or word to picture.



 tub	 rub	 cub	 hub
 dub	 nub	 pub	 club
 sub	 grub	 stub	 shrub

Circle the correct spelling



stub

shrub

shrug



nub

nut

nab



curb

cup

cub



tug

tub

tut



hub

hug


hut



sub

sun

shut



gub

grub

grum



dug

dub

dup

Christa Joy, Special Needs for Special Kids
The Picture Communication Symbols ©1981-2019 by Tobii Dynavox. All Rights Reserved
Worldwide. Used with permission. Boardmaker® is a trademark of Tobii Dynavox.

Circle the correct spelling



grab

grit

grub



cub

club

clap



rub

rug

rut



pug

pub

pup



cub

club

cut



nap

nut

nub



sub

stub

sup



stung

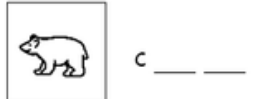
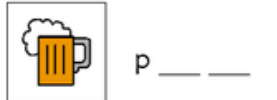
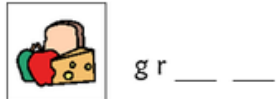
stub

stun

Christa Joy, Special Needs for Special Kids
The Picture Communication Symbols ©1981-2019 by Tobii Dynavox. All Rights Reserved
Worldwide. Used with permission. Boardmaker® is a trademark of Tobii Dynavox.

Students will practice circling the correct spelling of each word. Includes 2 worksheets.

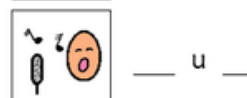
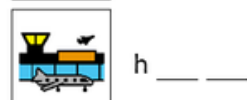
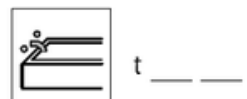
Fill in the missing letter(s).



Christa Joy, Special Needs for Special Kids

The Picture Communication Symbols © 1981-2019 by Tobii Dynavox. All Rights Reserved
Worldwide. Used with permission. Boardmaker® is a trademark of Tobii Dynavox

Fill in the missing letter(s).



Christa Joy, Special Needs for Special Kids

The Picture Communication Symbols © 1981-2019 by Tobii Dynavox. All Rights Reserved
Worldwide. Used with permission. Boardmaker® is a trademark of Tobii Dynavox

Students will fill in the missing letters of the words. Includes 2 worksheets.

Circle the best word to finish the sentence.

1. Dad trimmed the _____ in the front of the house.



cub



shrub



club

2. The bear _____ climbed up a tree.



hub



tub



cub

3. We used a _____ for bait while fishing.



grub



nub



shrub

4. I saved the ticket _____ from the movie.



pub



grub



stub

5. We gave the dog a bath in the _____.



hub



tub



pub

Circle the best word to finish the sentence.

1. You can _____ your hands together to get warm.



rub



shrub



tub

2. Mom swung the golf _____ and hit the ball.



pub



club



hub

3. The _____ disappeared under the water.



nub



sub



dub

4. Grampa likes to go to the _____ on Saturday.



dub



pub



stub

5. My pencil was just a _____ by the end of the test.



stub



nub




cub

Students will find the best word to finish each sentence. Includes 2 worksheets.



The Cub



The bear cub lived in the

The cub would eat

for breakfast.



In the afternoon, the cub took a nap under the

When he was itchy, the cub would rub against a

The cub even used the

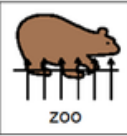
as a tub.



Christa Joy, Special Needs for Special Kids The Picture Communication Symbols ©1981-2019 by Tobii Dynavox. All Rights Reserved Worldwide. Used with permission. Boardmaker® is a trademark of Tobii Dynavox.



woods



zoo



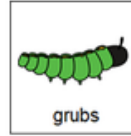
national park



mountains



campground



grubs



berries



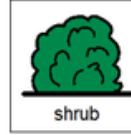
bugs



fish



mushrooms



shrub



pine tree



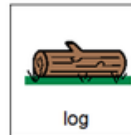
tent



picnic table



fruit tree



log



shrub



another cub



rock



telephone pole



lake



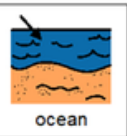
pond



river




creek





ocean

Christa Joy, Special Needs for Special Kids The Picture Communication Symbols ©1981-2019 by Tobii Dynavox. All Rights Reserved Worldwide. Used with permission. Boardmaker® is a trademark of Tobii Dynavox.

Each unit has a writing prompt using words from that word family. This is an errorless activity.



Spell the word that goes with the picture.



Finally, there is a spelling test to review the words covered in the unit.

DIGITAL ACTIVITIES

- MOVIE VERSION OF BOOK READ ALOUD
- CIRCLE MAP
- SORTING ACTIVITY
- MATCHING ACTIVITIES
- CIRCLE THE CORRECT SPELLING
- FILL IN MISSING LETTERS
- CHOOSE BEST WORD TO FINISH SENTENCE
- WRITING PROMPT









Listen to the story, The Cub

The Cub



By Christa Joy

Students can watch the movie the book read aloud.


	g r	<input type="text"/>	<input type="text"/>
	c l	<input type="text"/>	<input type="text"/>
		<input type="text"/>	<input type="text"/>
	p	<input type="text"/>	<input type="text"/>
	c	<input type="text"/>	<input type="text"/>
		<input type="text"/>	<input type="text"/>
		<input type="text"/>	<input type="text"/>
	s t	<input type="text"/>	<input type="text"/>

Type in the missing letters.

Each activity is set up so students can click and drag answers. For one activity (missing letters) there is the option to type or drag letters.

-ub

Place pictures in circle map showing some things that contain -ub.



The second set of slides uses color for differentiation and extra support for students who may need it. Mix and match slides from both sets to make the perfect set for each student.



I realize there will be some students out there unable to do cutting activities. I have a blog post with ways to complete activities without a pair of scissors!!

[Click Here to read more!!](#)