Special Ed

FALL APPLES CRISP & JUICY

Special Needs for Special Kids

LITERACY UNIT

ALSO INCLUDES GOOGLE SLIDES

These literacy units are something I created and started using in my classroom. I had students with significant challenges and most were non-readers .This is a great way to expose all students to some great books.

Table of Contents

Worksheet pages	Title
4-6	Story Board
7-12	Circle map: things at an orchard
13-16	Sorting fruit that grows on a tree or vine/bush
17-19	Sorting foods that are crunchy and not
20-23	Sequence how an apple grows
24-27	Writing prompt: At the orchard
28-32	Apple Crisp picture recipe (adapted from book)
33-34	Terms of Use

In a separate file, there are directions and links to digital versions of these activities.

This unit has 30 pages plus 12 google slides. There are 5 activities to go with this book to last a full week of instruction.

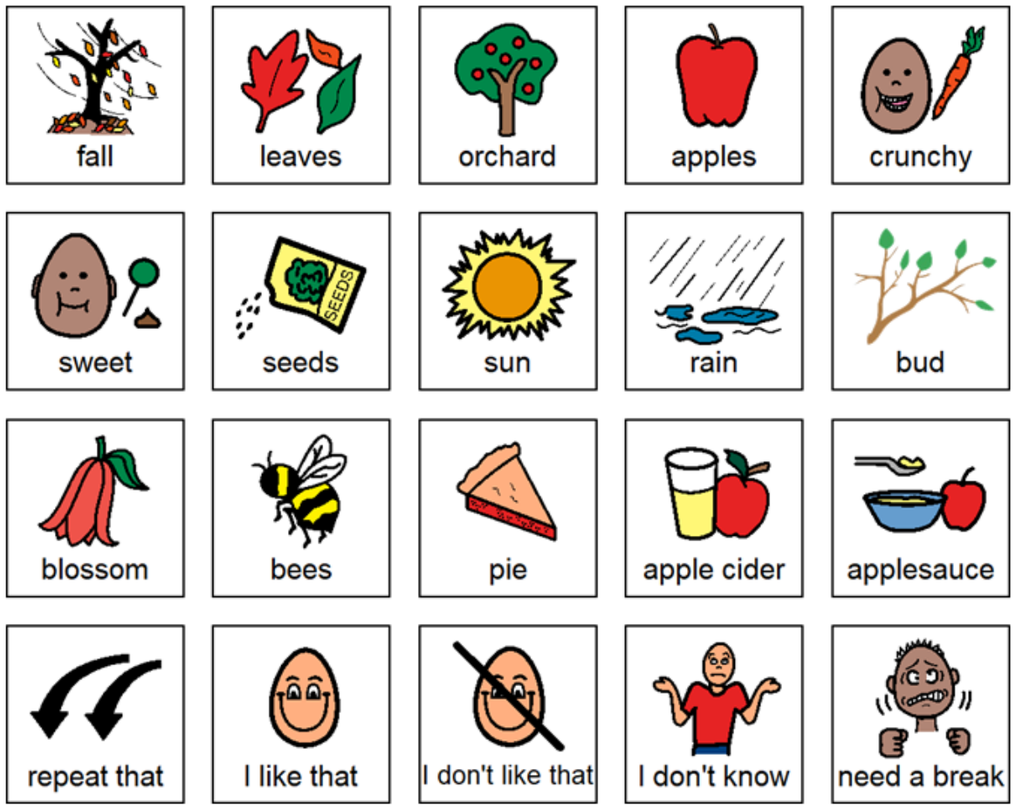

Christa Joy, Special Needs for Special Kids
The Picture Communication Symbols ©1981–2018 by Tobii Dynavox. All Rights Reserved Worldwide. Used with permission. Boardmaker® is a trademark of Tobii Dynavox

This unit comes with a storyboard.

Storyboards are great for ALL students to assist with participation and engagement in group discussions.

Tips on how to use in the unit!!

What are some things you might find at an apple orchard?

Errorless version

Place the pictures in the circle map on previous page showing things you would find in an apple orchard.



Place the pictures in the circle map on previous page **ONLY IF** you think they are things you would find in an apple orchard.



Christa J
The Picture Communication Syn
Worldwide. Used with perm

There is a circle map showing things you might find at an orchard. There is an option that only has correct answers and one that has wrong answers mixed in.



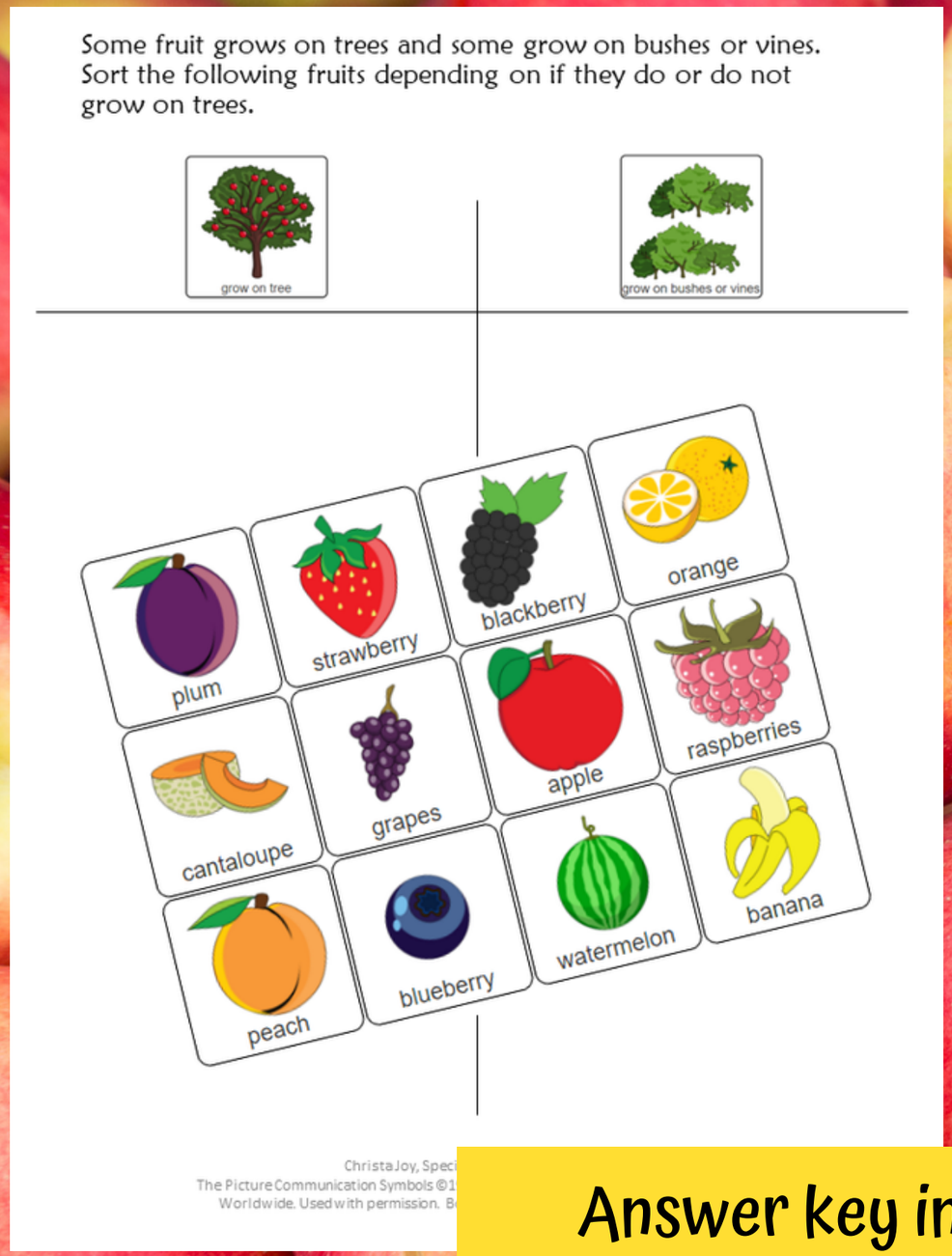

Answer key included

There are two sorting activities. This one looks at fruit that does and does not grow on a tree. Suggestions for differentiation are included.



Some foods are crunchy, and some are not. Sort the foods into the correct column.

crunchy	NOT crunchy
apple	peach
watermelon	snap peas
coconut	pear
tomato	strawberry
orange	celery
carrot	berries
cucumber	plums
avocado	radishes

Chris
The Picture Communication
Worldwide. Used with p

Answer key included

This one looks at foods that are and are not crunchy. Suggestions for differentiation are included.



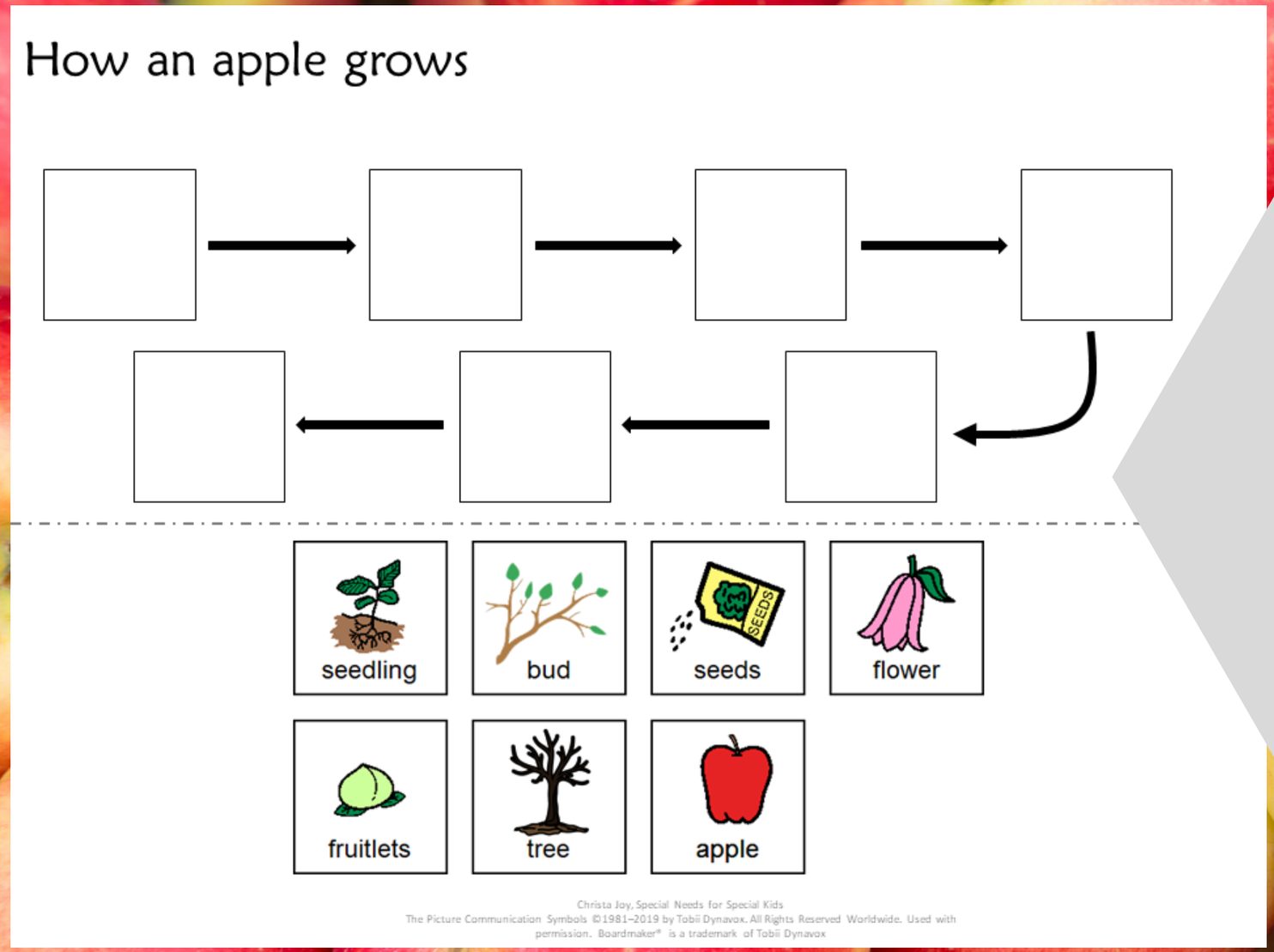

There is a sequencing activity looking at how an apple grows. There is a color-coded option included for students who need more support.



What is at the apple orchard?

I went on a trip to the apple orchard .

It made me feel .

At the orchard, I saw a .

We had to eat.

I go back to the apple orchard.

Christa Joy, Special Needs for Special Kids The Picture Communication Symbols ©1981–2018 by Tobii Dynavox. All Rights Reserved Worldwide. Used with permission. Boardmaker® is a trademark of Tobii Dynavox



Christa Joy, Special Needs for Special Kids The Picture Communication Symbols ©1981–2018 by Tobii Dynavox. All Rights Reserved Worldwide. Used with permission. Boardmaker® is a trademark of Tobii Dynavox

Students will write their own story about taking a trip to the apple orchard. This is an errorless activity that allows students to write their own story independently.



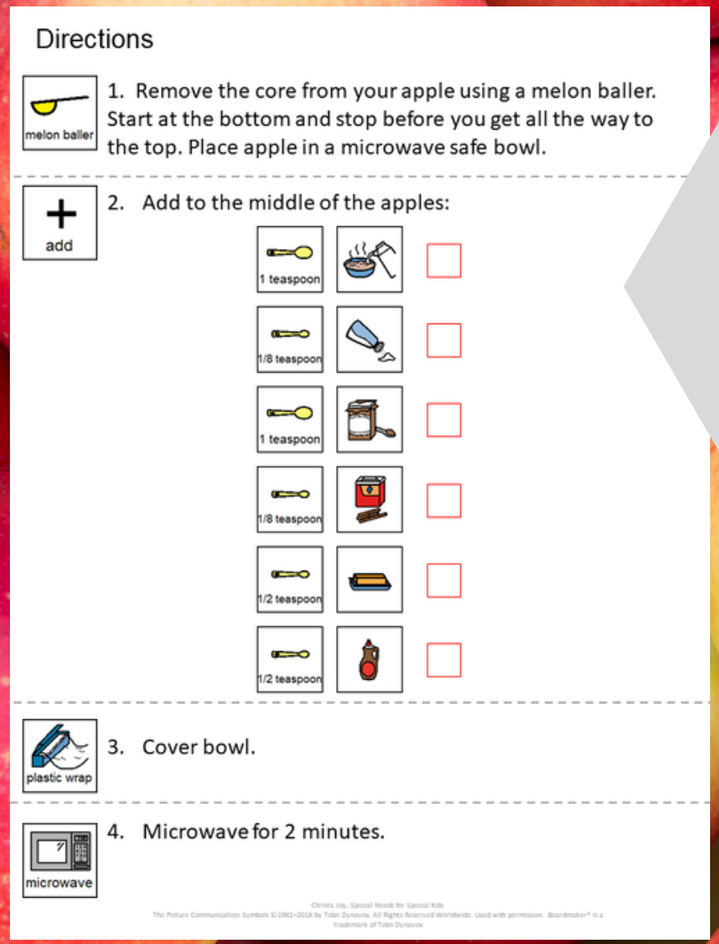

There is a bonus activity that includes a picture recipe of the apple crisp recipe at the end of the book. It is structured for students who need more visual support.

Listen to the story read aloud

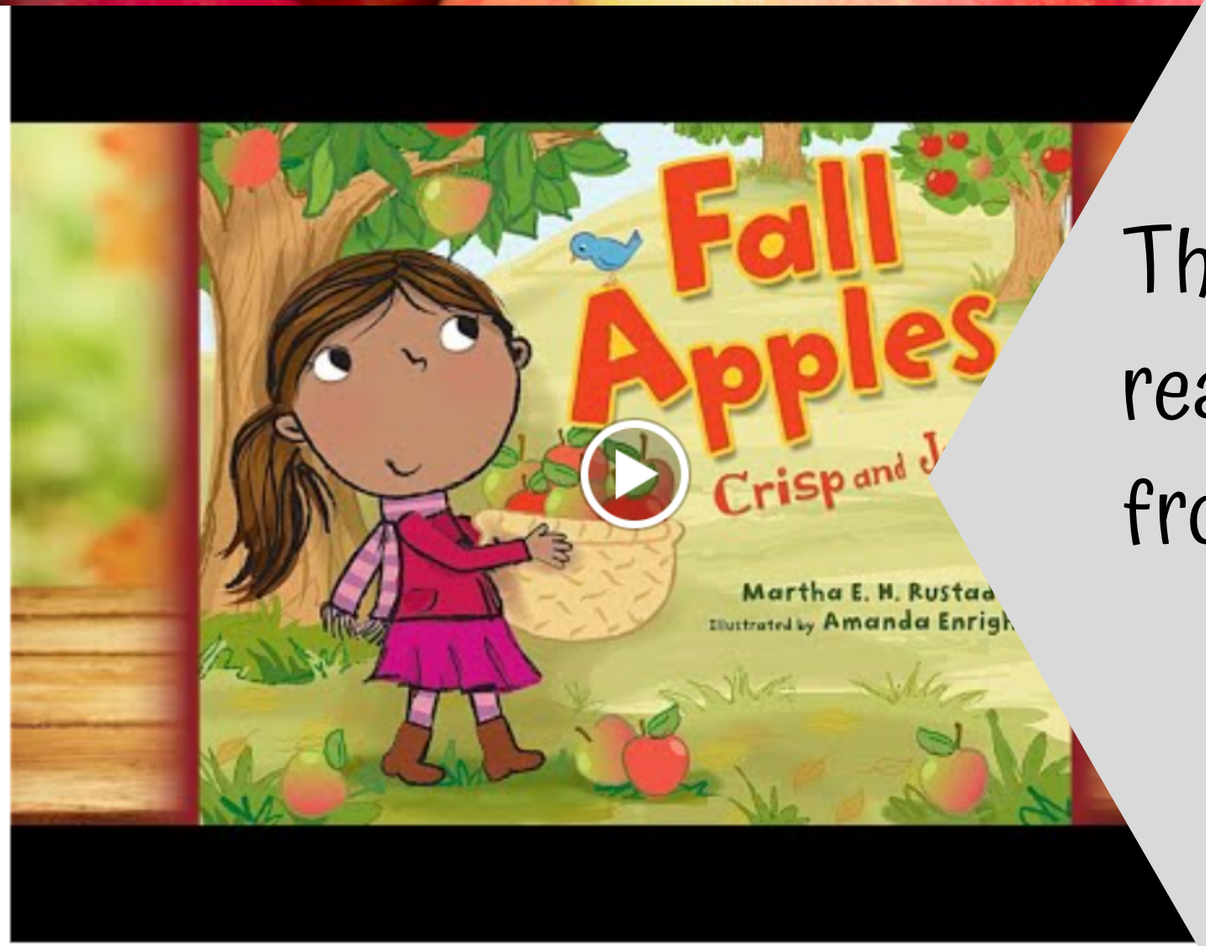

There is a video of the book read aloud. This is a video from YouTube.

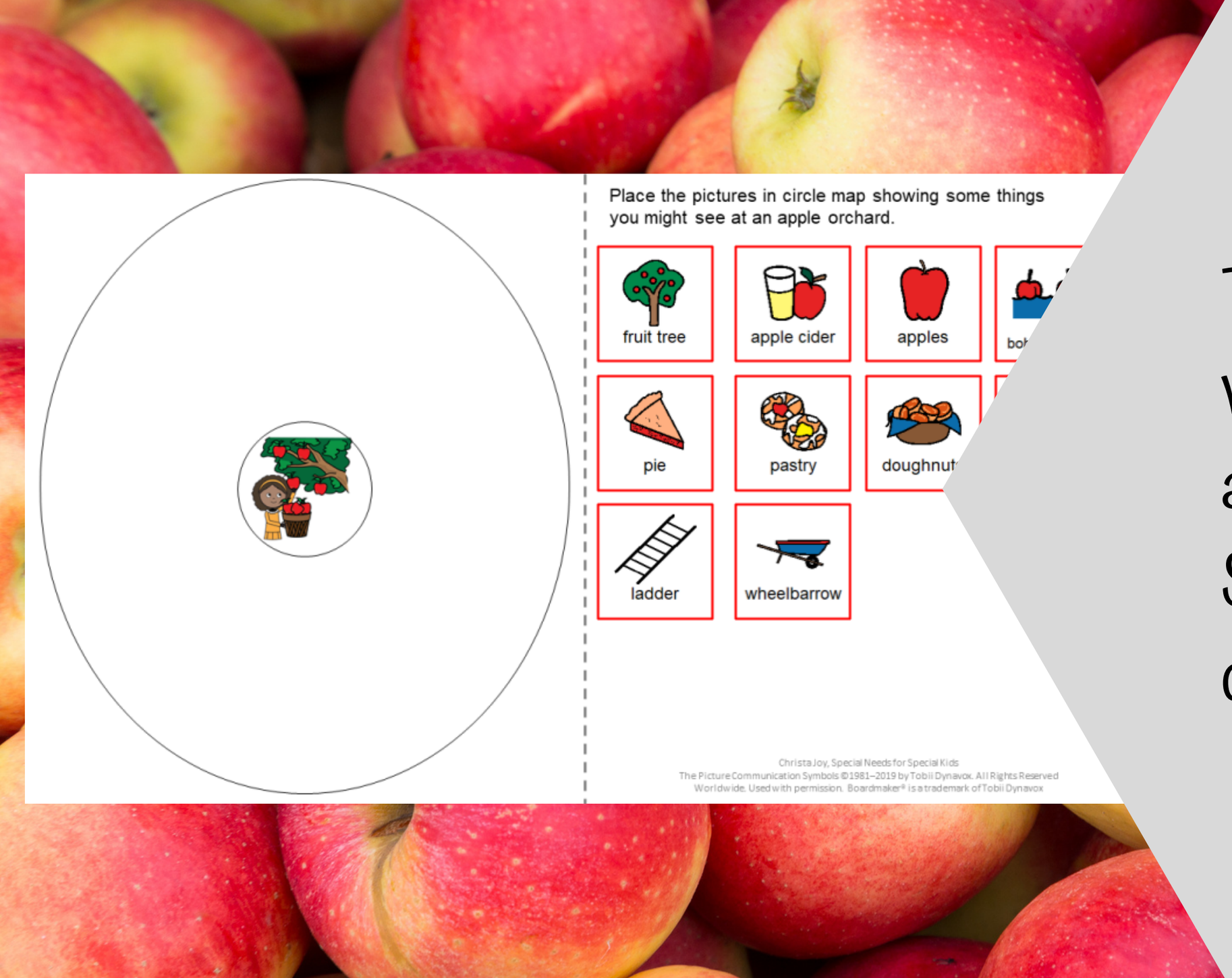

There are digital versions of the activities included. Students click and drag the answers.

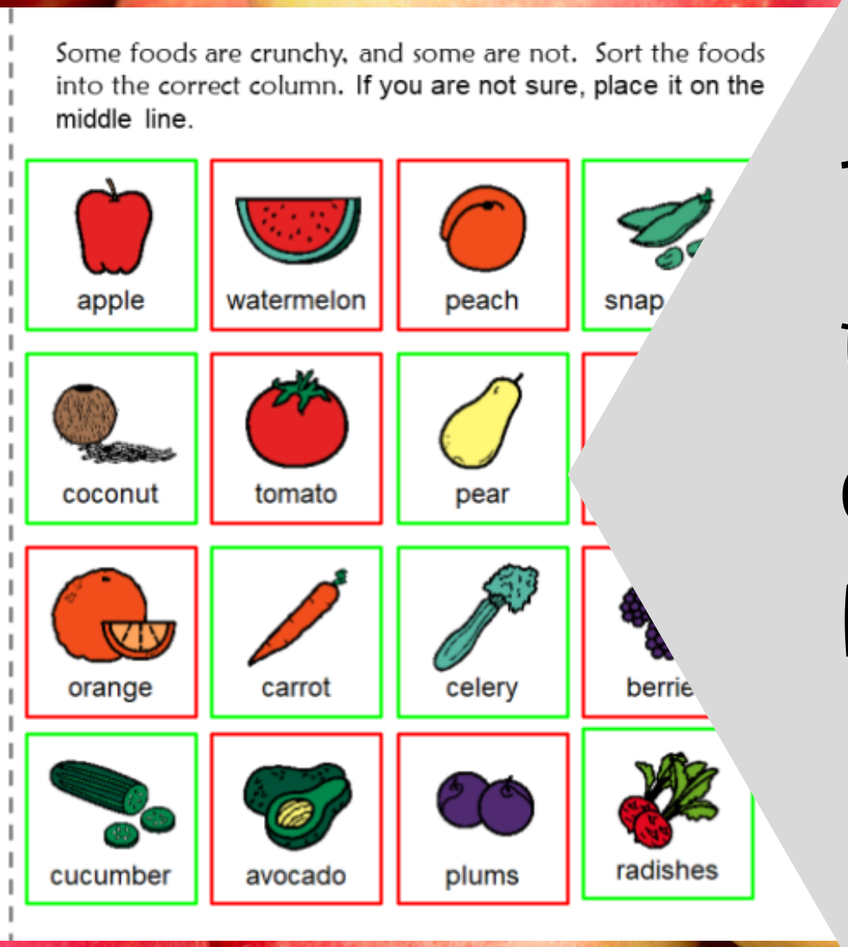

Christa Joy, Special Needs for Special Kids
The Picture Communication Symbols ©1981–2019 by Tobii Dynavox. All Rights Reserved Worldwide. Used with permission. Boardmaker® is a trademark of Tobii Dynavox

There are 2 sets, one that includes differentiation shown here.

I realize there will be some students out there unable to do cutting activities. I have a blog post with ways to complete activities without a pair of scissors!!

Click Here to read more!!