

Special Ed



-OP
WORD
FAMILY

ALSO INCLUDES GOOGLE SLIDES





These word family units are something I created and started using in my classroom. I had students with significant challenges and most were non-readers. We spent one week per word family.

Table of Contents

Pages	Activity
4-13	Hop, Hop, Hop
14-16	Vocabulary board
17-23	Flash cards
24-31	Circle map
32-35	Sorting activity
36-46	Matching activities
47-51	Circle correct spelling
52-56	Fill in missing letters
57-61	Choose the best word
62-65	Writing prompt
66-68	Spelling test
69-70	Terms of Use

Also included with this unit as separate files:

- Lesson plan
- Links and directions for digital versions of the activities

This unit comes with enough activities to last one week or more. Most activities are in print and digital formats.

Spelling Lesson Plan

Preparation

- Print out a vocabulary board for each student to use throughout unit
 - Laminate or place in page protector
- Book
 - Print out, laminate, and bind
 - OR your students can listen to the pre-recorded version
- Flash cards
 - Print out a set of cards onto cardstock and laminate
 - Make one set for each student and also one for the teacher to use in I Spy games

Preassessment (do day 1 before starting lesson)

- Choose the spelling test that best fits the learning level of your students
- Give the spelling test to assess what your students may already know
- I cannot emphasize enough how important this step is. If you want to see growth, this preassessment is so important!!

Teaching Tips

1. **Color Coding:** this is a really easy way to add more structure to a matching or most cut and paste activities. Outline or color in an empty box or sorting label. Outline or color in the corresponding picture symbols the same colors. Becomes a color matching task.
 - a. For more info, read more here: <https://specialneedsforspecialkids.org/2015/09/05/using-color-coding-for-differentiation/>
 - b. I also have a blog post on differentiating one activity 3 ways: <https://specialneedsforspecialkids.org/2018/10/22/differentiating-1-activity-3-ways-easily-and-effectively/>
2. **Make you own copies of the activities:** Every day I yesterday. For that reason:
 - a. I often complete the activity myself and offer that I could use year after year.
 - b. My copies were also helpful as either a mode more support or as a way for more advanced work.

Quick Look

Day	Activity
1	<ul style="list-style-type: none"> • Book • Flash cards activity • Circle map • Matching activity
2	<ul style="list-style-type: none"> • Book • Flash cards activity • Sorting activity • Matching activity
3	<ul style="list-style-type: none"> • Book • Flash cards activity • Matching activity • Circle the correct spelling
4	<ul style="list-style-type: none"> • Book • Vocab cards activity • Fill in the missing letters • Choose the best word
5	<ul style="list-style-type: none"> • Book • Spelling test • Writing prompt

Day 2


Activity	Notes	Materials
Read or listen to a recording of the book (10 minutes)	<ul style="list-style-type: none"> • Read through the story, asking lots of questions focusing on the word family <ul style="list-style-type: none"> ◦ You don't want to ask so many questions you lose the flow of the story, but enough to make sure your students are truly engaged • Continue to make connections between book and vocabulary board and flash cards 	<ul style="list-style-type: none"> • Book • Vocabulary board • Flash cards
Flash cards (5 minutes)	<ul style="list-style-type: none"> • Look at the file included and choose an activity to do with the flash cards: <i>Awesome Activities for Vocabulary boards</i> 	<ul style="list-style-type: none"> • Flash cards • Vocabulary board
Review from yesterday (5 minutes)	<ul style="list-style-type: none"> • Review the activities completed yesterday 	<ul style="list-style-type: none"> • Teacher copies of completed activities
Sorting activity (10 minutes)	<ul style="list-style-type: none"> • Do the sorting activity included • Use color coding as needed 	<ul style="list-style-type: none"> • Worksheet • Scissors • Glue
Matching activity 2 (10 minutes)	<ul style="list-style-type: none"> • Do the word to word matching activity • Use color coding as needed 	<ul style="list-style-type: none"> • Worksheet • Scissors • Glue
Sharing (10 minutes)	<ul style="list-style-type: none"> • Each student shares one of their finished activities with the group using the communication method of their choice 	<ul style="list-style-type: none"> • Completed activity • Communication devices

This unit has a detailed lesson plan with individual and group activities to last a week.

This unit comes with a vocabulary board.

Vocabulary boards are great for ALL students to assist with participation and engagement in group discussions.

Tips on how to use included in the unit!!



I can **hop**, too!



ChristaJoy, Special Needs for Special Kids

I can even **hop** down to the
shop.



ChristaJoy, Special Needs for Special Kids

This unit comes with a book for that word family. It has photos and simple, repeatable text.

Each daily lesson is started with this book.





Hop, Hop, Hop








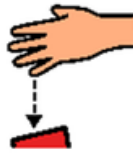
By Christa Joy

Watch the
movie
Hop, Hop,
Hop

If you do not want to print the book out, there is a link to a movie version (mp4 file) that you can play in a google slide online or project. It is read aloud and has automatic page advancement.

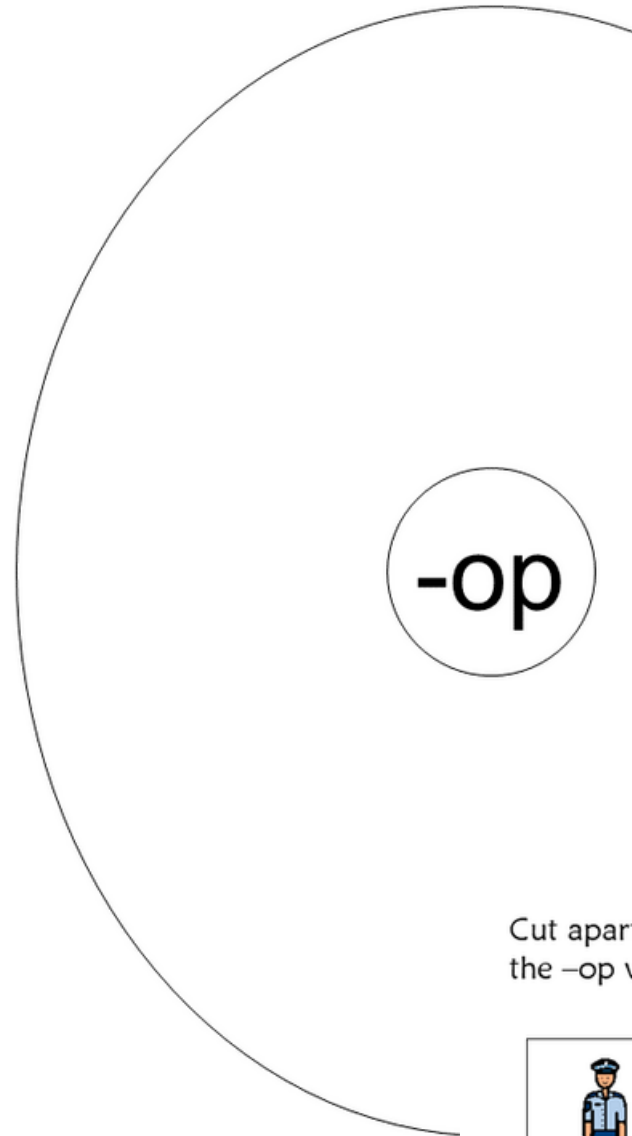
	cop		hop
	mop		pop
	top		drop

Christa Jo
©1981-

	cop		hop
	mop		pop
	top		drop

Christa Joy, Special Needs for Special Kids The Picture Communication Symbols
©1981–2019 by Tobii Dynavox. All Rights Reserved Worldwide. Used with
permission. Boardmaker® is a trademark of Tobii Dynavox

There are flash cards included that have either photos or picture symbols. Suggestions for activities are included.



Cut apart pictures and place in circle map.



Errorless version

-op

Cut apart pictures and place in circle map **ONLY IF** they are in the -op word family.



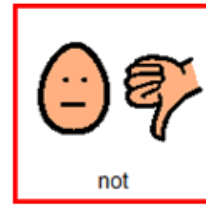
Christa Joy, Spe
The Picture Communication Symbols ©
Worldwide. Used with permission. f

Each unit comes with a circle map that comes with 2 choices:

An errorless option with only correct answers

An option that has wrong answers mixed in students will need to set aside.


There are photos and picture symbols included.













 cop	 hop	 cup	 pop	 tub
 hot	 flop	 shop	 hog	 chop
 fog	 rob	 gum	 stop	 cob
 drop	 jog	 mop	 sob	 top

There is a sorting activity.
It has students sort words
that do and do not contain
that word family.

Directions for
differentiation are included.



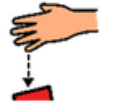




Find the matching picture.

 cop	 hop
 mop	 pop
 top	 drop
 flop	 shop
 stop	

Match to the photo on the previous page.


Find the matching picture.

 cop	 hop
 mop	 pop
 top	 drop
 flop	 shop
	 chop

There are several matching activities. One matches photos to picture symbols or picture symbols to picture symbols.

 cop	 hop	 mop	 pop	 top
 drop	 flop	 shop	 stop	 chop

 cop	 hop	 mop	 pop	 top
 drop	 flop	 shop	 stop	 chop



Find the matching word.

cop	<input type="text"/>	hop	<input type="text"/>
mop	<input type="text"/>	pop	<input type="text"/>
top	<input type="text"/>	drop	<input type="text"/>
flop	<input type="text"/>	shop	<input type="text"/>
stop	<input type="text"/>	chop	<input type="text"/>


Match to the word on the previous page.

cop	stop	flop	chop	hop
mop	pop	drop	shop	top




Christa Joy, Special Needs for Special Kids
The Picture Communication Symbols © 1981-2019 by Tobii Dynavox. All Rights Reserved
Worldwide. Used with permission. Boardmaker® is a trademark of Tobii Dynavox

The other matching activity uses words. Students will match the identical words or word to picture.











Circle the correct spelling

	shop	stop	step
	hot	top	hop
	chop	chip	cop
	top	tap	tock
	drip	drop	dog
	ship	hop	shop
	mud	mop	mad
	pop	pup	pip

Christa Joy, Special Needs for Special Kids
The Picture Communication Symbols ©1981-2019 by Tobii Dynavox. All Rights Reserved
Worldwide. Used with permission. Boardmaker® is a trademark of Tobii Dynavox

Circle the correct spelling

	hop	hug	hit
	chop	clap	crop
	drop	rob	hop
	tug	top	tap
	shell	shag	shop
	mop	mat	mow
	pug	pop	pet
	flop	flip	flat

Christa Joy, Special Needs for Special Kids
The Picture Communication Symbols ©1981-2019 by Tobii Dynavox. All Rights Reserved
Worldwide. Used with permission. Boardmaker® is a trademark of Tobii Dynavox

Students will practice circling the correct spelling of each word. Includes 2 worksheets.

Fill in the missing letter(s).



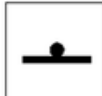
__ o __



c h __ __



d r __ __



__ o __



s h __ __



__ __ p



p __ p



f l __ __

Christa Joy, Special Needs for Special Kids
The Picture Communication Symbols ©1981-2019 by Tobii Dynavox. All Rights Reserved
Worldwide. Used with permission. Boardmaker® is a trademark of Tobii Dynavox

Fill in the missing letter(s).



__ __ o p



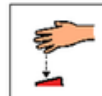
h __ __



__ __ o p



t __ __




__ __ o p



s h __ __



m __ __



__ o __

Christa Joy, Special Needs for Special Kids
The Picture Communication Symbols ©1981-2019 by Tobii Dynavox. All Rights Reserved
Worldwide. Used with permission. Boardmaker® is a trademark of Tobii Dynavox

Students will fill in the missing letters of the words. Includes 2 worksheets.

Circle the best word to finish the sentence.

1. The _____ directed traffic around the accident.



2. Please _____ making that noise.



3. A cricket _____ onto my finger.



4. Mom would _____ the onions for stew.



5. I offered to _____ the kitchen floor.

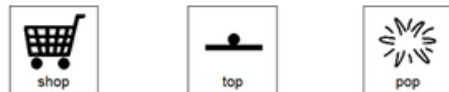


Circle the best word to finish the sentence.


1. I _____ the balloon with a pin.



2. Put the book on _____ of the shelf.



3. Be careful, don't _____ the vase.



4. He did a belly _____ into the pool.



5. I went to the mall to _____.



Students will find the best word to finish each sentence. Includes 2 worksheets.

Let's shop

I love to shop at the



I

to earn money to shop.


On my way to the shop, I was a

hop.

At the shop, I got more

I have so many that my


says to stop.



Christa Joy, Special Needs for Special Kids The Picture Communication Symbols ©1981-2019 by Tobii Dynavox. All Rights Reserved Worldwide. Used with permission. Boardmaker® is a trademark of Tobii Dynavox

Christa Joy, Special Needs for Special Kids The Picture Communication Symbols ©1981-2019 by Tobii Dynavox. All Rights Reserved Worldwide. Used with permission. Boardmaker® is a trademark of Tobii Dynavox

Each unit has a writing prompt using words from that word family. This is an errorless activity.



Spell the word that goes with the picture.





















Finally, there is a spelling test to review the words covered in the unit.

DIGITAL ACTIVITIES

- MOVIE VERSION OF BOOK READ ALOUD
- CIRCLE MAP
- SORTING ACTIVITY
- MATCHING ACTIVITIES
- CIRCLE THE CORRECT SPELLING
- FILL IN MISSING LETTERS
- CHOOSE BEST WORD TO FINISH SENTENCE
- WRITING PROMPT











Hop, Hop, Hop












By Christa Joy

Watch the
movie
Hop, Hop,
Hop


*Students can watch the
movie the book read
aloud.*

 cop		 hop	
 mop		 pop	
 top		 drop	
 flop		 shop	
 stop		 chop	

Find the matching picture.

 cop	 hop	 stop	
 top	 chop	 flop	
 drop	 mop		

Each activity is set up so students can click and drag answers. For one activity (missing letters) there is the option to type or drag letters.



Sort the words into the correct column.

 cop	 fog	 mop	 pop
 hot	 drop	 cup	
 tub	 chop	 flop	
 top	 hop	 hog	 sob

Christa Joy, Special Needs for Special Kids
The Picture Communication Symbols ©1981–2019 by Tobii Dynavox. All Rights Reserved
Worldwide. Used with permission. Boardmaker® is a trademark of Tobii Dynavox

The second set of slides uses color for differentiation and extra support for students who may need it. Mix and match slides from both sets to make the perfect set for each student.



I realize there will be some students out there unable to do cutting activities. I have a blog post with ways to complete activities without a pair of scissors!!

[Click Here to read more!!](#)