

Special Ed



-OG
WORD
FAMILY

ALSO INCLUDES GOOGLE SLIDES





These word family units are something I created and started using in my classroom. I had students with significant challenges and most were non-readers. We spent one week per word family.

Table of Contents

Pages	Activity
4-14	The Brown Frog
15-17	Vocabulary board
18-24	Flash cards
25-32	Circle map
33-36	Sorting activity
37-47	Matching activities
48-52	Circle correct spelling
53-57	Fill in missing letters
58-62	Choose the best word
63-66	Writing prompt
67-69	Spelling test
70-71	Terms of Use

Also included with this unit as separate files:

- Lesson plan
- Links and directions for digital versions of the activities

Each unit comes with enough activities to last one week or more. Most activities are in print and digital formats.

Spelling Lesson Plan

Preparation

- Print out a vocabulary board for each student to use throughout unit
 - Laminate or place in page protector
- Book
 - Print out, laminate, and bind
 - OR your students can listen to the pre-recorded version
- Flash cards
 - Print out a set of cards onto cardstock and laminate
 - Make one set for each student and also one for the teacher to use in I Spy games

Preassessment (do day 1 before starting lesson)

- Choose the spelling test that best fits the learning level of your students
- Give the spelling test to assess what your students may already know
- I cannot emphasize enough how important this step is. If you want to see growth, this preassessment is so important!!

Teaching Tips

1. **Color Coding:** this is a really easy way to add more structure to a matching or most cut and paste activities. Outline or color in an empty box or sorting label. Outline or color in the corresponding picture symbols the same colors. Becomes a color matching task.
 - a. For more info, read more here:
<https://specialneedsforspecialkids.org/2015/09/05/using-color-coding-for-differentiation/>
 - b. I also have a blog post on differentiating one activity 3 ways:
<https://specialneedsforspecialkids.org/2018/10/22/differentiating-1-activity-3-ways-easily-and-effectively/>
2. **Make you own copies of the activities:** Every day I yesterday. For that reason:
 - a. I often complete the activity myself and offer that I could use year after year.
 - b. My copies were also helpful as either a mode more support or as a way for more advanced work.

Quick Look

Day	Activity
1	<ul style="list-style-type: none">• Book• Flash cards activity• Circle map• Matching activity
2	<ul style="list-style-type: none">• Book• Flash cards activity• Sorting activity• Matching activity
3	<ul style="list-style-type: none">• Book• Flash cards activity• Matching activity• Circle the correct spelling
4	<ul style="list-style-type: none">• Book• Vocab cards activity• Fill in the missing letters• Choose the best word
5	<ul style="list-style-type: none">• Book• Spelling test• Writing prompt

Day 2

Activity	Notes	Materials
Read or listen to a recording of the book (10 minutes)	<ul style="list-style-type: none">• Read through the story, asking lots of questions focusing on the word family<ul style="list-style-type: none">◦ You don't want to ask so many questions you lose the flow of the story, but enough to make sure your students are truly engaged• Continue to make connections between book and vocabulary board and flash cards	<ul style="list-style-type: none">• Book• Vocabulary board• Flash cards
Flash cards (5 minutes)	<ul style="list-style-type: none">• Look at the file included and choose an activity to do with the flash cards: <i>Awesome Activities for Vocabulary boards</i>	<ul style="list-style-type: none">• Flash cards• Vocabulary board
Review from yesterday (5 minutes)	<ul style="list-style-type: none">• Review the activities completed yesterday	<ul style="list-style-type: none">• Teacher copies of completed activities
Sorting activity (10 minutes)	<ul style="list-style-type: none">• Do the sorting activity included• Use color coding as needed	<ul style="list-style-type: none">• Worksheet• Scissors• Glue
Matching activity 2 (10 minutes)	<ul style="list-style-type: none">• Do the word to word matching activity• Use color coding as needed	<ul style="list-style-type: none">• Worksheet• Scissors• Glue
Sharing (10 minutes)	<ul style="list-style-type: none">• Each student shares one of their finished activities with the group using the communication method of their choice	<ul style="list-style-type: none">• Completed activity• Communication devices

Each unit has a detailed lesson plan with individual and group activities to last a week.

Each unit comes with a
vocabulary board.

Vocabulary boards are great
for ALL students to assist with
participation and engagement
in group discussions.

Tips on how to use included in
the unit!!



Christa Joy, Special Needs for Special Kids
The Picture Communication Symbols ©1981–2019 by Tobii Dynavox. All Rights Reserved
Worldwide. Used with permission. Boardmaker® is a trademark of Tobii Dynavox

The **frog** sat on the **log** in the
swampy **bog**.



Christa Joy, Special Needs for Special Kids

“Why are you brown?” the **dog**
asked the **frog**.



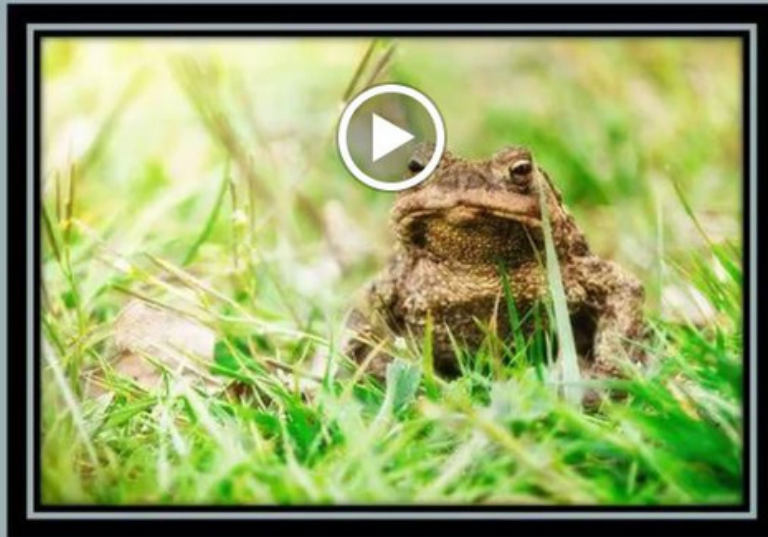
Christa Joy, Special Needs for Special Kids

This unit comes with a
book for that word family.
It has photos and simple,
repeatable text.

Each daily lesson is started
with this book.

Watch the
movie on
The Brown
Frog

The Brown Frog









By Christa Joy

If you do not want to print the book out, there is a link to a movie version (mp4 file) that you can play in a google slide online or project. It is read aloud and has automatic page advancement.

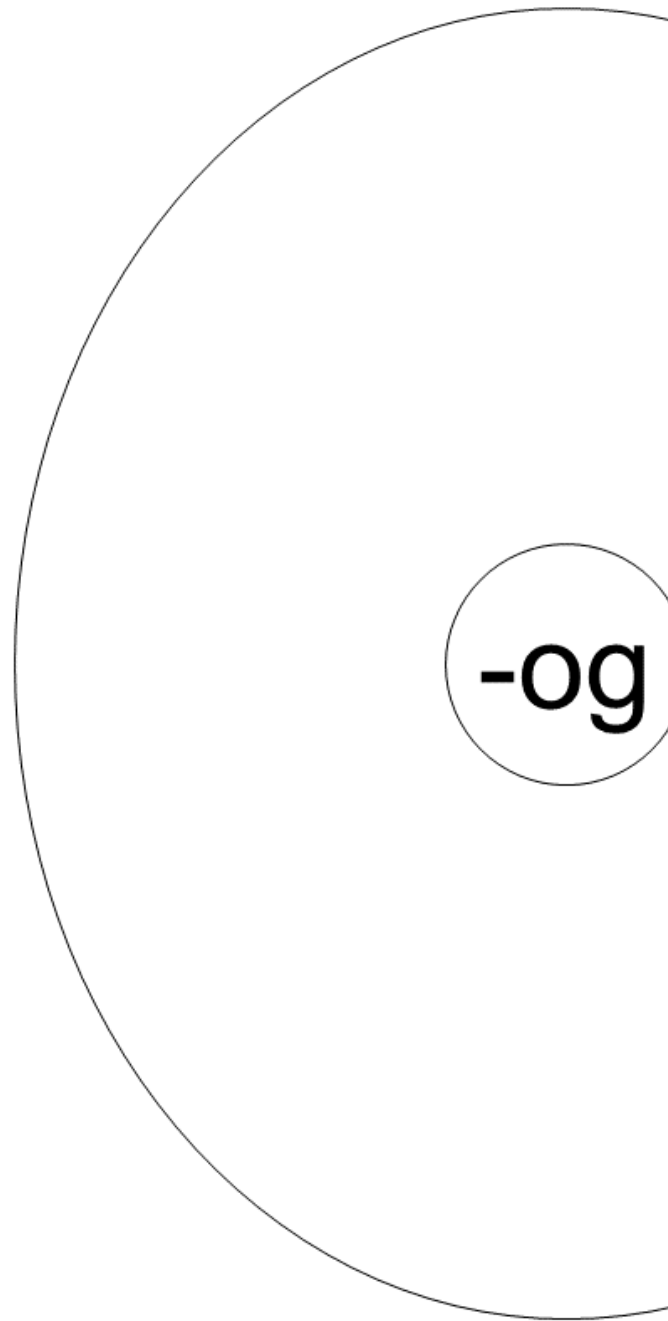
	cog		dog
	fog		hog
	jog		log

Christa Joy, Special Needs for Special Kids The Picture Communication Symbols
©1981-2019 by Tobii Dynavox. All Rights Reserved Worldwide. Used with permission. Boardmaker® is a trademark of Tobii Dynavox

There are flash cards included that have either photos or picture symbols. Suggestions for activities are included.

	cog		dog
	fog		hog
	jog		log

Christa Joy, Special Needs for Special Kids The Picture Communication Symbols
©1981-2019 by Tobii Dynavox. All Rights Reserved Worldwide. Used with permission. Boardmaker® is a trademark of Tobii Dynavox



ChristaJoy, Special Needs for Sp
The Picture Communication Symbols ©1981–2019 by To
Worldwide. Used with permission. Boardmaker® is a

Cut apart pictures and place in circle map.



Cut apart pictures and place in circle map **ONLY IF** the picture is in the -og word family.

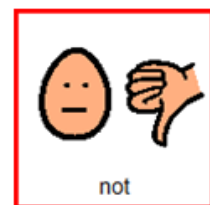

















Each unit comes with a circle map that comes with 2 choices:

An errorless option with only correct answers

An option that has wrong answers mixed in students will need to set aside.


There are photos and picture symbols included.



cog	 dog	 hop	 hog	 jog
 log	 hot	 smog	clog	 stop
 rob	 frog	 cob	 slob	 bog
 pot	 top	 fog	 job	 mop

There is a sorting activity.
It has students sort words
that do and do not contain
that word family.

Directions for
differentiation are included.












Find the matching picture.

 cog		 dog	
 fog		 hog	
 jog		 log	
 frog		 smog	
 clog			





















Christa Joy, Special Needs
The Picture Communication Symbols ©1981-2019
Worldwide. Used with permission. Boardmaker

Find the matching picture.


 cog		 dog	
 fog		 hog	
 jog		 log	
 frog		 smog	
		 bog	

Special Needs for Special Kids
©1981-2019 by Tobii Dynavox. All Rights Reserved.
Boardmaker® is a trademark of Tobii Dynavox

Match to the photo on the previous page.

 cog	 jog	 fog	 hog	 smog
 clog	 dog	 frog	 bog	 log
 cog	 dog	 fog	 hog	 jog
 log	 frog	 smog	 clog	 bog

There are several matching activities. One matches photos to picture symbols or picture symbols to picture symbols.




Find the matching word.

cog		dog
fog		hog
jog		log
frog		smog
clog		bog

Match to the word on the previous page.

cog	smog	bog	log	jog
dog	frog	clog	fog	hog

The other matching activity uses words. Students will match the identical words or word to picture.



ChristaJoy, SpecialNee
The Picture Communication Symbols ©1981-21
Worldwide. Used with permission. Boardm

 cog	 dog	 fog	 hog	 jog
 log	 frog	 smog	 clog	 bog

Circle the correct spelling

	bag	bog	blog
	fog	flag	foot
	job	jot	jog
	dog	dot	drag
	hog	hug	hot
	cop	cot	clog
	lob	log	lot
	frog	fog	fat

Christa Joy, Special Needs for Special Kids
The Picture Communication Symbols ©1981-2019 by Tobii Dynavox. All Rights Reserved
Worldwide. Used with permission. Boardmaker® is a trademark of Tobii Dynavox


Circle the correct spelling


	lot	log	clog
	clog	cog	cob
	dot	dog	doll
	jug	jog	jut
	hot	hill	hog
	frat	frog	fret
	sog	smog	small
	cog	cat	cut


Christa Joy, Special Needs for Special Kids
The Picture Communication Symbols ©1981-2019 by Tobii Dynavox. All Rights Reserved
Worldwide. Used with permission. Boardmaker® is a trademark of Tobii Dynavox


Students will practice
circling the correct spelling
of each word. Includes 2
worksheets.


Fill in the missing letter(s).


 b _ _

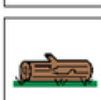
 f _ _


 j _ _

 d _ _

 _ o _


 _ _ o g


 l _ _


 f r _ _


Christa Joy, Special Needs for Special Kids
The Picture Communication Symbols ©1981-2019 by Tobii Dynavox. All Rights Reserved
Worldwide. Used with permission. Boardmaker® is a trademark of Tobii Dynavox


Fill in the missing letter(s).


 _ o _


 c l _ _


 _ o _

 _ o _

 h _ _

 _ _ o g

 s m _ _

 _ _ g

Christa Joy, Special Needs for Special Kids
The Picture Communication Symbols ©1981-2019 by Tobii Dynavox. All Rights Reserved
Worldwide. Used with permission. Boardmaker® is a trademark of Tobii Dynavox

Students will fill in the missing letters of the words. Includes 2 worksheets.

Circle the best word to finish the sentence.

1. The _____ made it hard to see across the meadow.



2. The farmer won a ribbon for his _____.



3. Dad went for a _____ after dinner.



4. Can you put another _____ on the fire?



5. The alligator lived in the _____.



Christa Joy, Special Needs for Special Kids
The Picture Communication Symbols ©1981–2019 by Tobii Dynavox. All Rights Reserved
Worldwide. Used with permission. Boardmaker® is a trademark of Tobii Dynavox

Circle the best word to finish the sentence.

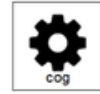
1. The _____ from the traffic jam was thick.



2. My _____ likes to sleep in my bedroom.



3. A _____ sat on a log at the pond.



4. The _____ in the machine broke.



5. The potato peels made a _____ in the sink.



Christa Joy, Special Needs for Special Kids
The Picture Communication Symbols ©1981–2019 by Tobii Dynavox. All Rights Reserved
Worldwide. Used with permission. Boardmaker® is a trademark of Tobii Dynavox

Students will find the best word to finish each sentence. Includes 2 worksheets.

Down in the bog

Down in the bog sat a

On a log, there was a

A frog looked around and ate a



I took a jog around the

I love the

at the bog.



Christa Joy, Special Needs for Special Kids The Picture Communication Symbols ©1981–2019 by Tobii Dynavox. All Rights Reserved Worldwide. Used with permission. Boardmaker® is a trademark of Tobii Dynavox



Christa Joy, Special Needs for Special Kids The Picture Communication Symbols ©1981–2019 by Tobii Dynavox. All Rights Reserved Worldwide. Used with permission. Boardmaker® is a trademark of Tobii Dynavox

Each unit has a writing prompt using words from that word family. This is an errorless activity.

Spell the word that goes with the picture.





















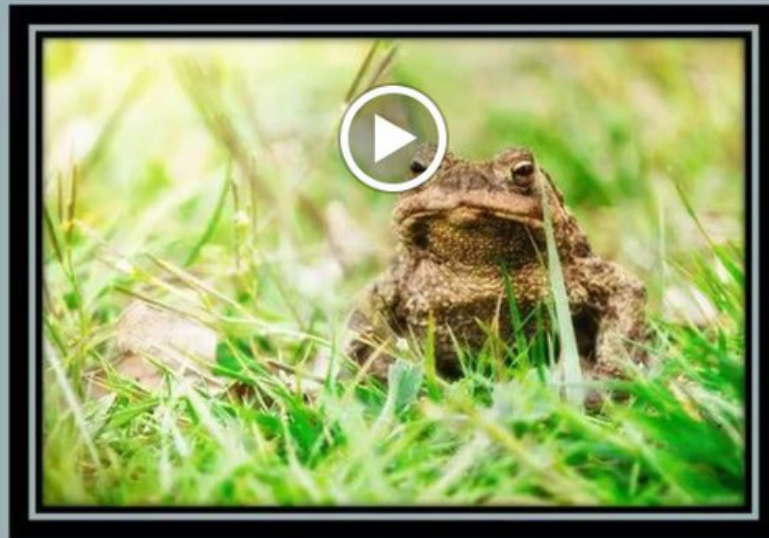
Finally, there is a spelling test to review the words covered in the unit.

DIGITAL ACTIVITIES

- MOVIE VERSION OF BOOK READ ALOUD
- CIRCLE MAP
- SORTING ACTIVITY
- MATCHING ACTIVITIES
- CIRCLE THE CORRECT SPELLING
- FILL IN MISSING LETTERS
- CHOOSE BEST WORD TO FINISH SENTENCE
- WRITING PROMPT

Watch the
movie on
The Brown
Frog

The Brown Frog



By Christa Joy

Students can watch the
movie the book read
aloud.



bag

bog

blog



fog

flag

foot



job

jot

jog



dog

dot

drag



hog

hug

hot



cop

cot

clog



lob

log

lot



frog

fog

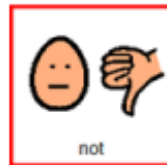
fat

Circle the correct spelling.

















Each activity is set up so students can click and drag answers. For one activity (missing letters) there is the option to type or drag letters.

The second set of slides uses color for differentiation and extra support for students who may need it. Mix and match slides from both sets to make the perfect set for each student.



Sort the words into the correct column.

 cog	 hop	 fog	
 log	 slob	 smog	
 jog	 frog	 top	
 hot	 job	 dog	 mop

Christa Joy, Special Needs for Special Kids
The Picture Communication Symbols ©1981–2019 by Tobii Dynavox. All Rights Reserved.
Worldwide. Used with permission. Boardmaker® is a trademark of Tobii Dynavox



I realize there will be some students out there unable to do cutting activities. I have a blog post with ways to complete activities without a pair of scissors!!

[Click Here to read more!!](#)