

Special Ed



-OB
WORD
FAMILY

ALSO INCLUDES GOOGLE SLIDES





These word family units are something I created and started using in my classroom. I had students with significant challenges and most were non-readers. We spent one week per word family.

Table of Contents

Pages	Activity
4-14	My Summer Job
15-17	Vocabulary board
18-24	Flash cards
25-32	Circle map
33-36	Sorting activity
37-47	Matching activities
48-52	Circle correct spelling
53-57	Fill in missing letters
58-62	Choose the best word
63-66	Writing prompt
67-69	Spelling test
70-71	Terms of Use

Also included with this unit as separate files:

- Lesson plan
- Links and directions for digital versions of the activities

Each unit comes with enough activities to last one week or more. Most activities are in print and digital formats.

Spelling Lesson Plan

Preparation

- Print out a vocabulary board for each student to use throughout unit
 - Laminate or place in page protector
- Book
 - Print out, laminate, and bind
 - OR your students can listen to the pre-recorded version
- Flash cards
 - Print out a set of cards onto cardstock and laminate
 - Make one set for each student and also one for the teacher to use in I Spy games

Preassessment (do day 1 before starting lesson)

- Choose the spelling test that best fits the learning level of your students
- Give the spelling test to assess what your students may already know
- I cannot emphasize enough how important this step is. If you want to see growth, this preassessment is so important!!

Teaching Tips

1. **Color Coding:** this is a really easy way to add more structure to a matching or most cut and paste activities. Outline or color in an empty box or sorting label. Outline or color in the corresponding picture symbols the same colors. Becomes a color matching task.
 - a. For more info, read more here: <https://specialneedsforspecialkids.org/2015/09/05/using-color-coding-for-differentiation/>
 - b. I also have a blog post on differentiating one activity 3 ways: <https://specialneedsforspecialkids.org/2018/10/22/differentiating-1-activity-3-ways-easily-and-effectively/>
2. **Make you own copies of the activities:** Every day I yesterday. For that reason:
 - a. I often complete the activity myself and offer that I could use year after year.
 - b. My copies were also helpful as either a mode more support or as a way for more advanced work.

Quick Look

Day	Activity
1	<ul style="list-style-type: none"> • Book • Flash cards activity • Circle map • Matching activity
2	<ul style="list-style-type: none"> • Book • Flash cards activity • Sorting activity • Matching activity
3	<ul style="list-style-type: none"> • Book • Flash cards activity • Matching activity • Circle the correct spelling
4	<ul style="list-style-type: none"> • Book • Vocab cards activity • Fill in the missing letters • Choose the best word
5	<ul style="list-style-type: none"> • Book • Spelling test • Writing prompt

Day 2


Activity	Notes	Materials
Read or listen to a recording of the book (10 minutes)	<ul style="list-style-type: none"> • Read through the story, asking lots of questions focusing on the word family <ul style="list-style-type: none"> ◦ You don't want to ask so many questions you lose the flow of the story, but enough to make sure your students are truly engaged • Continue to make connections between book and vocabulary board and flash cards 	<ul style="list-style-type: none"> • Book • Vocabulary board • Flash cards
Flash cards (5 minutes)	<ul style="list-style-type: none"> • Look at the file included and choose an activity to do with the flash cards: <i>Awesome Activities for Vocabulary boards</i> 	<ul style="list-style-type: none"> • Flash cards • Vocabulary board
Review from yesterday (5 minutes)	<ul style="list-style-type: none"> • Review the activities completed yesterday 	<ul style="list-style-type: none"> • Teacher copies of completed activities
Sorting activity (10 minutes)	<ul style="list-style-type: none"> • Do the sorting activity included • Use color coding as needed 	<ul style="list-style-type: none"> • Worksheet • Scissors • Glue
Matching activity 2 (10 minutes)	<ul style="list-style-type: none"> • Do the word to word matching activity • Use color coding as needed 	<ul style="list-style-type: none"> • Worksheet • Scissors • Glue
Sharing (10 minutes)	<ul style="list-style-type: none"> • Each student shares one of their finished activities with the group using the communication method of their choice 	<ul style="list-style-type: none"> • Completed activity • Communication devices

Each unit has a detailed lesson plan with individual and group activities to last a week.

Each unit comes with a vocabulary board.

Vocabulary boards are great for ALL students to assist with participation and engagement in group discussions.

Tips on how to use included in the unit!!



I thought I could polish each doorknob as a job.



Christa Joy, Special Needs for Special Kids

I thought I could lob newspapers into driveways as a job.



Christa Joy, Special Needs for Special Kids

This unit comes with a book for that word family. It has photos and simple, repeatable text.

Each daily lesson is started with this book.







Listen to
the movie
about My
Summer
Job

My summer **job**



By Christa Joy







If you do not want to print the book out, there is a link to a movie version (mp4 file) that you can play in a google slide online or project. It is read aloud and has automatic page advancement.

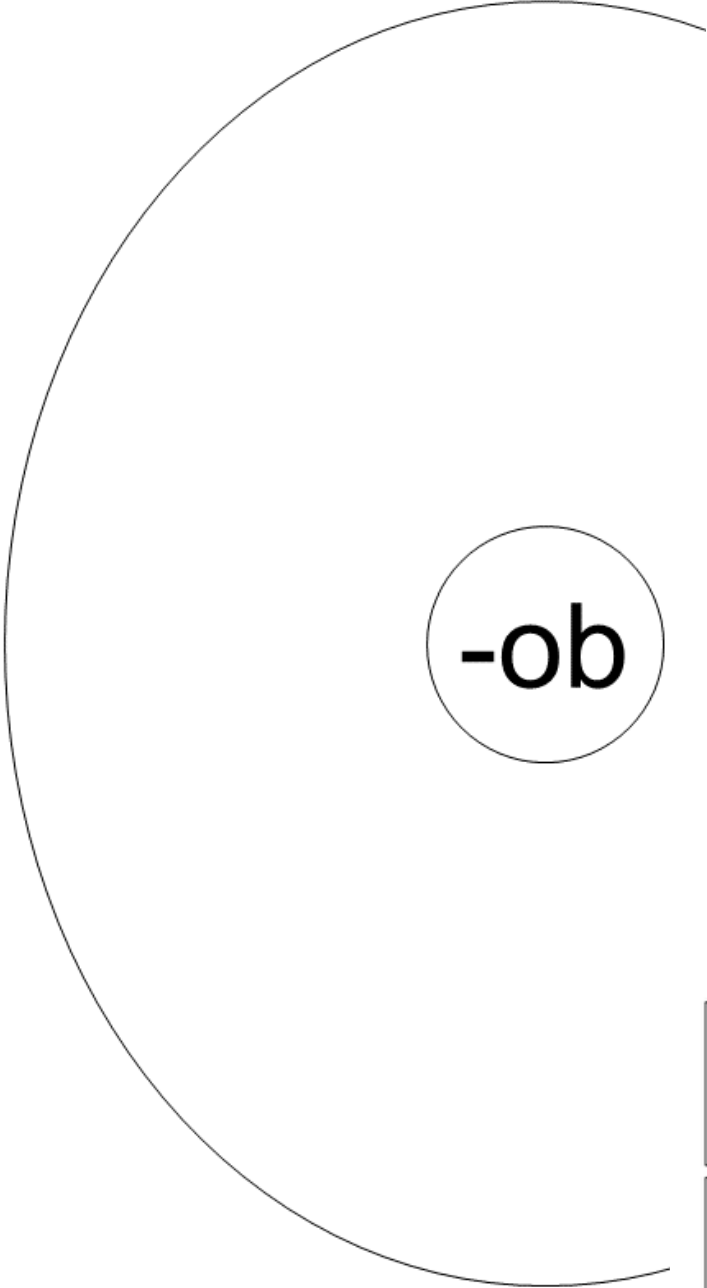
	cob		glob
	job		lob
	mob		rob



There are flash cards included that have either photos or picture symbols. Suggestions for activities are included.


Christa Joy, Spec
©1981-2019
permis

	cob		glob
	job		lob
	mob		rob




Errorless version

Cut apart pictures and place in circle map.



Cut apart pictures and place in circle map **ONLY** if they belong to the -ob word family.

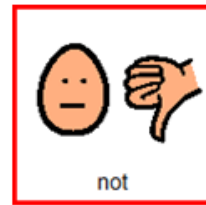























Each unit comes with a circle map that comes with 2 choices:

An errorless option with only correct answers

An option that has wrong answers mixed in students will need to set aside.


There are photos and picture symbols included.





 cob	 glob	 job	 lob	 mob
 hog	 sob	 knob	 pot	 throb
 rob	 plow	 stop	 fog	 hot
 rock	 cow	 dots	 slob	 crow

There is a sorting activity. It has students sort words that do and do not contain that word family.

Directions for differentiation are included.












Find the matching picture.

 cob		 glob	
 job		 lob	
 mob		 rob	
 sob		 knob	
 slob		 throb	


























Christa Joy, Special Needs for Special Kids
The Picture Communication Symbols © 1981-2019 by Tobii
Worldwide. Used with permission. Boardmaker®

Find the matching picture.


 cob		 glob	
 job		 lob	
 mob		 rob	
 sob		 knob	
		 throb	

Christa Joy, Special Needs for Special Kids
The Picture Communication Symbols © 1981-2019 by Tobii
Worldwide. Used with permission. Boardmaker®

Match to the photo on the previous page.

There are several matching activities. One matches photos to picture symbols or picture symbols to picture symbols.



Find the matching word.











cob	<input type="checkbox"/>	glob
job	<input type="checkbox"/>	lob
mob	<input type="checkbox"/>	rob
sob	<input type="checkbox"/>	knob
slob	<input type="checkbox"/>	throb


Match to the word on the previous page.

throb	sob	lob	mob	knob
cob	glob	rob	job	slob

The other matching activity uses words. Students will match the identical words or word to picture.

Christa
The Picture Communication Sy
Worldwide. Used with per

 throb	 cob	 lob	 sob	 mob
 rob	 job	 slob	 knob	 glob



Circle the correct spelling



slob slop snob



cop cat cob



tub throb rob



rob rub rip



log leg lob



job jet cob



sob sag fog



knee knock knob

Christa Joy, Special Needs for Special Kids
The Picture Communication Symbols ©1981-2019 by Tobii Dynavox. All Rights Reserved
Worldwide. Used with permission. Boardmaker® is a trademark of Tobii Dynavox

Circle the correct spelling



mud mop mob



glad glob grab



job jet jog



let snob lob



throb they tub



cat cot cob



rob red rag



sat sob slob


Christa Joy, Special Needs for Special Kids
The Picture Communication Symbols ©1981-2019 by Tobii Dynavox. All Rights Reserved
Worldwide. Used with permission. Boardmaker® is a trademark of Tobii Dynavox

Students will practice circling the correct spelling of each word. Includes 2 worksheets.

Fill in the missing letter(s).




__ o __



__ _ o b



j _ _ _



l _ _ _




t h r _ _ _



_ _ _ b



_ _ o _



_ _ _ b

Christa Joy, Special Needs for Special Kids

The Picture Communication Symbols ©1981-2019 by Tobii Dynavox. All Rights Reserved
Worldwide. Used with permission. Boardmaker® is a trademark of Tobii Dynavox

Fill in the missing letter(s).



s l _ _ _



c _ _ _



t h r _ _ _



r _ _ _



_ _ o _



_ _ _ b



s _ _ _



k n _ _ _

Christa Joy, Special Needs for Special Kids

The Picture Communication Symbols ©1981-2019 by Tobii Dynavox. All Rights Reserved
Worldwide. Used with permission. Boardmaker® is a trademark of Tobii Dynavox

Students will fill in the missing letters of the words. Includes 2 worksheets.

Circle the best word to finish the sentence.

1. It is not okay to _____ a piggy bank.



2. Delivering papers is a tough _____.



3. A _____ of kids ran to the toy store.



4. Does your thumb _____ after hitting it with a hammer?



5. His room was a mess. He was a _____.



Circle the best word to finish the sentence.

1. _____ the tennis ball to the dog.



2. We roasted corn on the _____ for dinner.



3. A _____ of jelly fell on the table.



4. The sad movie made me _____.



5. She turned the _____ on the door to open it.



Students will find the best word to finish each sentence. Includes 2 worksheets.

My Summer Job



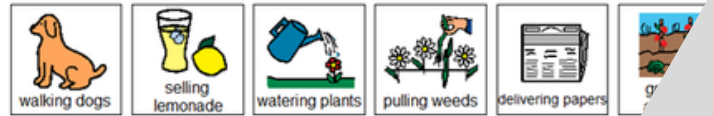
This summer I want to have a job .

I think I would be good at it, because I am .

I want to save up my money for a new .

could even do it with me.

I know it won't be easy, but it will be .



Each unit has a writing prompt using words from that word family. This is an errorless activity.

Spell the word that goes with the picture.





















Finally, there is a spelling test to review the words covered in the unit.

DIGITAL ACTIVITIES

- MOVIE VERSION OF BOOK READ ALOUD
- CIRCLE MAP
- SORTING ACTIVITY
- MATCHING ACTIVITIES
- CIRCLE THE CORRECT SPELLING
- FILL IN MISSING LETTERS
- CHOOSE BEST WORD TO FINISH SENTENCE
- WRITING PROMPT

My summer **job**





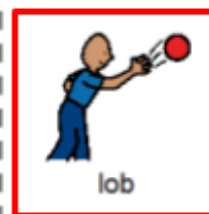


By Christa Joy

Listen to
the movie
about My
Summer
Job











Students can watch the
movie the book read
aloud.

-ob


Place pictures in circle map showing some things
contain -ob.



Each activity is set up so students can click and drag answers. For one activity (missing letters) there is the option to type or drag letters.

cob		glob	
job		lob	
mob		rob	
sob		knob	
slob		throb	

Find the matching picture.



ChristaJoy, Special Needs for Special Kids
 The Picture Communication Symbols ©1981–2019 by Tobii Dynavox. All Rights Reserved
 Worldwide. Used with permission. Boardmaker® is a trademark of Tobii Dynavox

The second set of slides uses color for differentiation and extra support for students who may need it. Mix and match slides from both sets to make the perfect set for each student.



I realize there will be some students out there unable to do cutting activities. I have a blog post with ways to complete activities without a pair of scissors!!

[Click Here to read more!!](#)