

Special Ed



-IN  
WORD  
FAMILY

ALSO INCLUDES GOOGLE SLIDES





*These word family units are something I created and started using in my classroom. I had students with significant challenges and most were non-readers. We spent one week per word family.*

## Table of Contents

Pages	Activity
4-14	Things that make me grin
15-17	Vocabulary board
18-24	Flash cards
25-32	Circle map
33-36	Sorting activity
37-47	Matching activities
48-52	Circle correct spelling
53-57	Fill in missing letters
58-62	Choose the best word
63-66	Writing prompt
67-69	Spelling test
70-71	Terms of Use

Also included with this unit as separate files:

- Lesson plan
- Links and directions for digital versions of the activities

Each unit comes with enough activities to last one week or more. Most activities are in print and digital formats.

# Spelling Lesson Plan

## Preparation

- Print out a vocabulary board for each student to use throughout unit
  - Laminate or place in page protector
- Book
  - Print out, laminate, and bind
  - OR your students can listen to the pre-recorded version
- Flash cards
  - Print out a set of cards onto cardstock and laminate
  - Make one set for each student and also one for the teacher to use in I Spy games

## Preassessment (do day 1 before starting lesson)

- Choose the spelling test that best fits the learning level of your students
- Give the spelling test to assess what your students may already know
- I cannot emphasize enough how important this step is. If you want to see growth, this preassessment is so important!!

## Teaching Tips

1. **Color Coding:** this is a really easy way to add more structure to a matching or most cut and paste activities. Outline or color in an empty box or sorting label. Outline or color in the corresponding picture symbols the same colors. Becomes a color matching task.
  - a. For more info, read more here: <https://specialneedsforspecialkids.org/2015/09/05/using-color-coding-for-differentiation/>
  - b. I also have a blog post on differentiating one activity 3 ways: <https://specialneedsforspecialkids.org/2018/10/22/differentiating-1-activity-3-ways-easily-and-effectively/>
2. **Make you own copies of the activities:** Every day I yesterday. For that reason:
  - a. I often complete the activity myself and offer that I could use year after year.
  - b. My copies were also helpful as either a mode more support or as a way for more advance work.


## Day 2

Activity	Notes	Materials
Read or listen to a recording of the book (10 minutes)	<ul style="list-style-type: none"> <li>• Read through the story, asking lots of questions focusing on the word family               <ul style="list-style-type: none"> <li>◦ You don't want to ask so many questions you lose the flow of the story, but enough to make sure your students are truly engaged</li> </ul> </li> <li>• Continue to make connections between book and vocabulary board and flash cards</li> </ul>	<ul style="list-style-type: none"> <li>• Book</li> <li>• Vocabulary board</li> <li>• Flash cards</li> </ul>
Flash cards (5 minutes)	<ul style="list-style-type: none"> <li>• Look at the file included and choose an activity to do with the flash cards: <i>Awesome Activities for Vocabulary boards</i></li> </ul>	<ul style="list-style-type: none"> <li>• Flash cards</li> <li>• Vocabulary board</li> </ul>
Review from yesterday (5 minutes)	<ul style="list-style-type: none"> <li>• Review the activities completed yesterday</li> </ul>	<ul style="list-style-type: none"> <li>• Teacher copies of completed activities</li> </ul>
Sorting activity (10 minutes)	<ul style="list-style-type: none"> <li>• Do the sorting activity included</li> <li>• Use color coding as needed</li> </ul>	<ul style="list-style-type: none"> <li>• Worksheet</li> <li>• Scissors</li> <li>• Glue</li> </ul>
Matching activity 2 (10 minutes)	<ul style="list-style-type: none"> <li>• Do the word to word matching activity</li> <li>• Use color coding as needed</li> </ul>	<ul style="list-style-type: none"> <li>• Worksheet</li> <li>• Scissors</li> <li>• Glue</li> </ul>
Sharing (10 minutes)	<ul style="list-style-type: none"> <li>• Each student shares one of their finished activities with the group using the communication method of their choice</li> </ul>	<ul style="list-style-type: none"> <li>• Completed activity</li> <li>• Communication devices</li> </ul>

## Quick Look

Day	Activity
1	<ul style="list-style-type: none"> <li>• Book</li> <li>• Flash cards activity</li> <li>• Circle map</li> <li>• Matching activity</li> </ul>
2	<ul style="list-style-type: none"> <li>• Book</li> <li>• Flash cards activity</li> <li>• Sorting activity</li> <li>• Matching activity</li> </ul>
3	<ul style="list-style-type: none"> <li>• Book</li> <li>• Flash cards activity</li> <li>• Matching activity</li> <li>• Circle the correct spelling</li> </ul>
4	<ul style="list-style-type: none"> <li>• Book</li> <li>• Vocab cards activity</li> <li>• Fill in the missing letters</li> <li>• Choose the best word</li> </ul>
5	<ul style="list-style-type: none"> <li>• Book</li> <li>• Spelling test</li> <li>• Writing prompt</li> </ul>

Each unit has a detailed lesson plan with individual and group activities to last a week.



Each unit comes with a vocabulary board.

Vocabulary boards are great for ALL students to assist with participation and engagement in group discussions.

Tips on how to use included in the unit!!

When I see a dolphin **fin**, it makes me **grin**.



ChristaJoy, Special Need

I can feel it in my **chin** when I **grin**.



ChristaJoy, Special Needs for Special Kids

This unit comes with a book for that word family. It has photos and simple, repeatable text.

Each daily lesson is started with this book.

Watch the  
movie  
Things that  
make me  
grin

Things that make me grin



By Christa Joy

If you do not want to print the book out, there is a link to a movie version (mp4 file) that you can play in a google slide online or project. It is read aloud and has automatic page advancement.



**in**



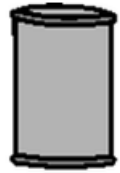
**bin**



**fin**



**pin**



**tin**



**win**



**chin**



**grin**



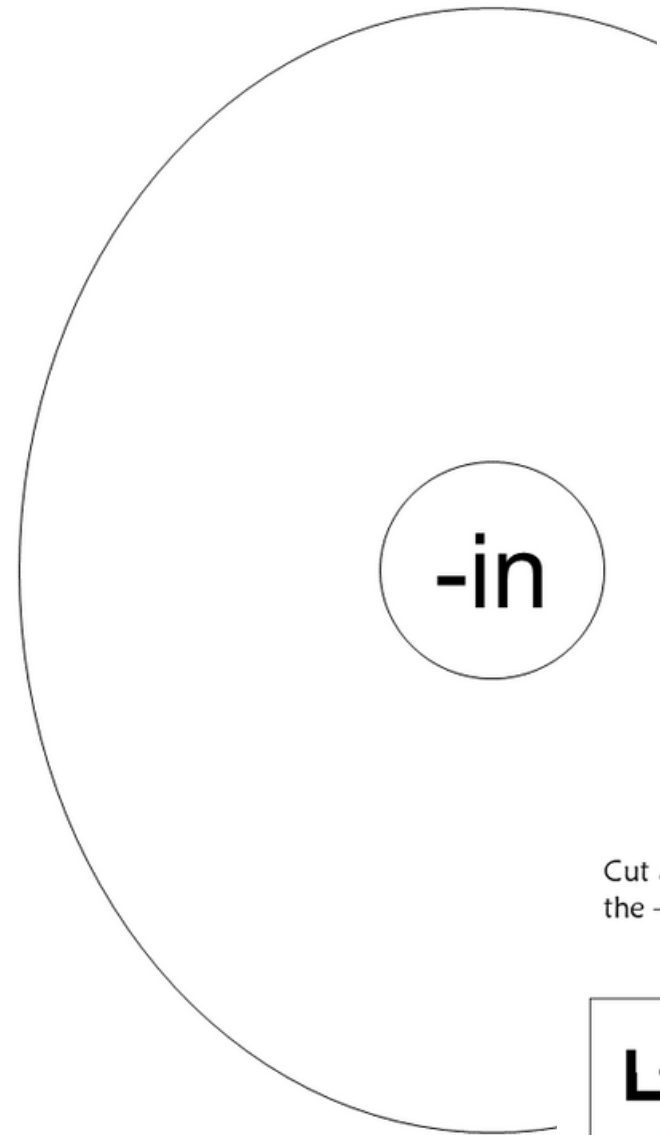
**skin**




**spin**

There are flash cards included that have either photos or picture symbols. Suggestions for activities are included.






Cut apart pictures and place in circle map.



Cut apart pictures and place in circle map **ONLY IF** they are in the -in word family.




ChristaJoy, Special Needs for:  
The Picture Communication Symbols ©1981-2019 by  
Worldwide. Used with permission. Boardmaker®

Each unit comes with a circle map that comes with 2 choices:

An errorless option with only correct answers

An option that has wrong answers mixed in students will need to set aside.

There are photos and picture symbols included.




in	pig	fit	spin	grin
twig	sit	bin	fin	pan
big	lips	pin	tin	win
chin	swig	pull	cow	skin











Christa Joy, Special Needs for Special Kids  
The Picture Communication Symbols ©1981–2019 by Tobii Dynavox. All Rights Reserved  
Worldwide. Used with permission. Boardmaker® is a trademark of Tobii Dynavox

There is a sorting activity.  
It has students sort words  
that do and do not contain  
that word family.










Directions for  
differentiation are included.



Find the matching picture.











 in		 fin	
 pin		 tin	
 win		 bin	
 grin		 chin	
 skin		 spin	

Find the matching picture.


 in		 fin	
 pin		 tin	
 win		 bin	
 grin		 chin	
 spin			

Match to the photo on the previous page.

 in	 bin	 fin	 pin	 tin
 win	 chin	 grin	 skin	 spin

 in	 bin	 win	 spin	 grin
 tin	 pin	 chin	 fin	 skin

There are several matching activities. One matches photos to picture symbols or picture symbols to picture symbols.




Find the matching word.

in		fin	
pin		tin	
win		bin	
grin		chin	
skin		spin	


Match to the word on the previous page.

bin	spin	in	win	tin
grin	fin	skin	pin	chin



The other matching activity uses words. Students will match the identical words or word to picture.

 in	 bin	 win	 spin	 grin
 tin	 pin	 chin	 fin	 skin



Circle the correct spelling



spring spin pins



chick chin chill



win twin web



ton tip tin



grip grin grid



ink imp in



bin blip bring



skill skirt skin

Christa Joy, Special Needs for Special Kids  
The Picture Communication Symbols ©1981-2019 by Tobii Dynavox. All Rights Reserved  
Worldwide. Used with permission. Boardmaker® is a trademark of Tobii Dynavox

Circle the correct spelling



skin skip skan



fat fit fin



bag bin bun



wig win wet



spin spit spill



pin pit pig



on in an



chip chug chin

Christa Joy, Special Needs for Special Kids  
The Picture Communication Symbols ©1981-2019 by Tobii Dynavox. All Rights Reserved  
Worldwide. Used with permission. Boardmaker® is a trademark of Tobii Dynavox

Students will practice circling the correct spelling of each word. Includes 2 worksheets.

Fill in the missing letter(s).



s p \_\_\_\_



\_\_\_\_ i n



w \_\_\_\_



t \_\_\_\_



g r \_\_\_\_



\_\_\_\_ n



\_\_\_\_ i \_\_\_\_



\_\_\_\_ i n

Christa Joy, Special Needs for Special Kids  
The Picture Communication Symbols ©1981-2019 by Tobii Dynavox. All Rights Reserved  
Worldwide. Used with permission. Boardmaker® is a trademark of Tobii Dynavox

Fill in the missing letter(s).



s k \_\_\_\_



f \_\_\_\_



b \_\_\_\_



w \_\_\_\_



\_\_\_\_ i n



\_\_\_\_ n



i \_\_\_\_



c h \_\_\_\_

Christa Joy, Special Needs for Special Kids  
The Picture Communication Symbols ©1981-2019 by Tobii Dynavox. All Rights Reserved  
Worldwide. Used with permission. Boardmaker® is a trademark of Tobii Dynavox

Students will fill in the missing letters of the words. Includes 2 worksheets.

Circle the best word to finish the sentence.

1. She put a \_\_\_\_\_ in the fabric to hold it in place.



spin



pin



bin

2. The kitten licked my \_\_\_\_\_.



tin



chin



win

3. The fairy tale made me \_\_\_\_\_.



grin



in



fin

4. I would \_\_\_\_\_ on the merry go round.



skin



fin



spin

5. Let's go \_\_\_\_\_ the pool.



in



pin



skin

Circle the best word to finish the sentence.

1. The dolphin's \_\_\_\_\_ was above the water.



chin



fin



pin

2. The peaches were in a \_\_\_\_\_ can.



spin



tin



skin

3. Michael Phelps will \_\_\_\_\_ the race.



win



bin



grin

4. I took the trash \_\_\_\_\_ out to the road.



chin



fin



bin

5. The butterfly landed on my \_\_\_\_\_.



skin



in



spin

Students will find the best word to finish each sentence. Includes 2 worksheets.

# A Great Day

In the bin there was a .

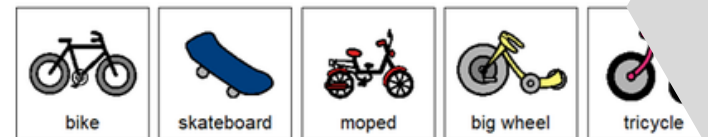


I put it in a .

Later, I went for a spin on my .

At the park, a  landed on my skin.






It was a great day. It made me .



Each unit has a writing prompt using words from that word family. This is an errorless activity.



Spell the word that goes with the picture.



Finally, there is a spelling test to review the words covered in the unit.

# DIGITAL ACTIVITIES

- MOVIE VERSION OF BOOK READ ALOUD
- CIRCLE MAP
- SORTING ACTIVITY
- MATCHING ACTIVITIES
- CIRCLE THE CORRECT SPELLING
- FILL IN MISSING LETTERS
- CHOOSE BEST WORD TO FINISH SENTENCE
- WRITING PROMPT

Watch the  
movie  
Things that  
make me  
grin

Things that make me grin



By Christa Joy

Students can watch the  
movie the book read  
aloud.



skin

skip

skan



fat

fit

fin



bag

bin

bun



wig

win

wet



spin

spit

spill



pin

pit

pig



on

in

an




chip

chug

chin

Circle the correct spelling.



Each activity is set up so students can click and drag answers. For one activity (missing letters) there is the option to type or drag letters.

 in		 fin	
 pin		 tin	
 win		 bin	
 grin		 chin	
 skin		 spin	

Find the matching picture.

 in	 bin	 fin	
 tin	 win	 ch	
 skin	 spin		

Christa Joy, Special Needs for Special Kids  
The Picture Communication Symbols ©1981–2019 by Tobii Dynavox. All Rights Reserved  
Worldwide. Used with permission. Boardmaker® is a trademark of Tobii Dynavox

The second set of slides uses color for differentiation and extra support for students who may need it. Mix and match slides from both sets to make the perfect set for each student.



I realize there will be some students out there unable to do cutting activities. I have a blog post with ways to complete activities without a pair of scissors!!

**[Click Here to read more!!](#)**