

Special Ed



-IG
WORD
FAMILY

ALSO INCLUDES GOOGLE SLIDES





These word family units are something I created and started using in my classroom. I had students with significant challenges and most were non-readers. We spent one week per word family.

Table of Contents

| Pages | Activity |
|-------|-------------------------|
| 4-14 | My Pig |
| 15-17 | Vocabulary board |
| 18-24 | Flash cards |
| 25-32 | Circle map |
| 33-36 | Sorting activity |
| 37-47 | Matching activities |
| 48-52 | Circle correct spelling |
| 53-57 | Fill in missing letters |
| 58-62 | Choose the best word |
| 63-66 | Writing prompt |
| 67-69 | Spelling test |
| 70-71 | Terms of Use |

Also included with this unit as separate files:

- Lesson plan
- Links and directions for digital versions of the activities

Each unit comes with enough activities to last one week or more. Most activities are in print and digital formats.

Spelling Lesson Plan

Preparation

- Print out a vocabulary board for each student to use throughout unit
 - Laminate or place in page protector
- Book
 - Print out, laminate, and bind
 - OR your students can listen to the pre-recorded version
- Flash cards
 - Print out a set of cards onto cardstock and laminate
 - Make one set for each student and also one for the teacher to use in I Spy games

Preassessment (do day 1 before starting lesson)

- Choose the spelling test that best fits the learning level of your students
- Give the spelling test to assess what your students may already know
- I cannot emphasize enough how important this step is. If you want to see growth, this preassessment is so important!!

Teaching Tips

1. **Color Coding:** this is a really easy way to add more structure to a matching or most cut and paste activities. Outline or color in an empty box or sorting label. Outline or color in the corresponding picture symbols the same colors. Becomes a color matching task.
 - a. For more info, read more here: <https://specialneedsforspecialkids.org/2015/09/05/using-color-coding-for-differentiation/>
 - b. I also have a blog post on differentiating one activity 3 ways: <https://specialneedsforspecialkids.org/2018/10/22/differentiating-1-activity-3-ways-easily-and-effectively/>
2. **Make you own copies of the activities:** Every day I yesterday. For that reason:
 - a. I often complete the activity myself and offer that I could use year after year.
 - b. My copies were also helpful as either a mode more support or as a way for more advance work.


Day 2

| Activity | Notes | Materials |
|--|---|---|
| Read or listen to a recording of the book (10 minutes) | <ul style="list-style-type: none"> • Read through the story, asking lots of questions focusing on the word family <ul style="list-style-type: none"> ◦ You don't want to ask so many questions you lose the flow of the story, but enough to make sure your students are truly engaged • Continue to make connections between book and vocabulary board and flash cards | <ul style="list-style-type: none"> • Book • Vocabulary board • Flash cards |
| Flash cards (5 minutes) | <ul style="list-style-type: none"> • Look at the file included and choose an activity to do with the flash cards: <i>Awesome Activities for Vocabulary boards</i> | <ul style="list-style-type: none"> • Flash cards • Vocabulary board |
| Review from yesterday (5 minutes) | <ul style="list-style-type: none"> • Review the activities completed yesterday | <ul style="list-style-type: none"> • Teacher copies of completed activities |
| Sorting activity (10 minutes) | <ul style="list-style-type: none"> • Do the sorting activity included • Use color coding as needed | <ul style="list-style-type: none"> • Worksheet • Scissors • Glue |
| Matching activity 2 (10 minutes) | <ul style="list-style-type: none"> • Do the word to word matching activity • Use color coding as needed | <ul style="list-style-type: none"> • Worksheet • Scissors • Glue |
| Sharing (10 minutes) | <ul style="list-style-type: none"> • Each student shares one of their finished activities with the group using the communication method of their choice | <ul style="list-style-type: none"> • Completed activity • Communication devices |

Quick Look

| Day | Activity |
|-----|---|
| 1 | <ul style="list-style-type: none"> • Book • Flash cards activity • Circle map • Matching activity |
| 2 | <ul style="list-style-type: none"> • Book • Flash cards activity • Sorting activity • Matching activity |
| 3 | <ul style="list-style-type: none"> • Book • Flash cards activity • Matching activity • Circle the correct spelling |
| 4 | <ul style="list-style-type: none"> • Book • Vocab cards activity • Fill in the missing letters • Choose the best word |
| 5 | <ul style="list-style-type: none"> • Book • Spelling test • Writing prompt |

Each unit has a detailed lesson plan with individual and group activities to last a week.



Christa Joy, Special Needs for Special Kids
 The Picture Communication Symbols ©1981–2019 by Tobii Dynavox. All Rights Reserved
 Worldwide. Used with permission. Boardmaker® is a trademark of Tobii Dynavox

Each unit comes with a
vocabulary board.

Vocabulary boards are great
for ALL students to assist with
participation and engagement
in group discussions.

Tips on how to use included in
the unit!!

I have a pig. He is pretty big!!



Christa Joy, Special Needs for Spe

My pig loved his hole so much he danced a jig. Just kidding, pigs can't dance!



Christa Joy, Special Needs for Special Kids

This unit comes with a book for that word family. It has photos and simple, repeatable text.

Each daily lesson is started with this book.

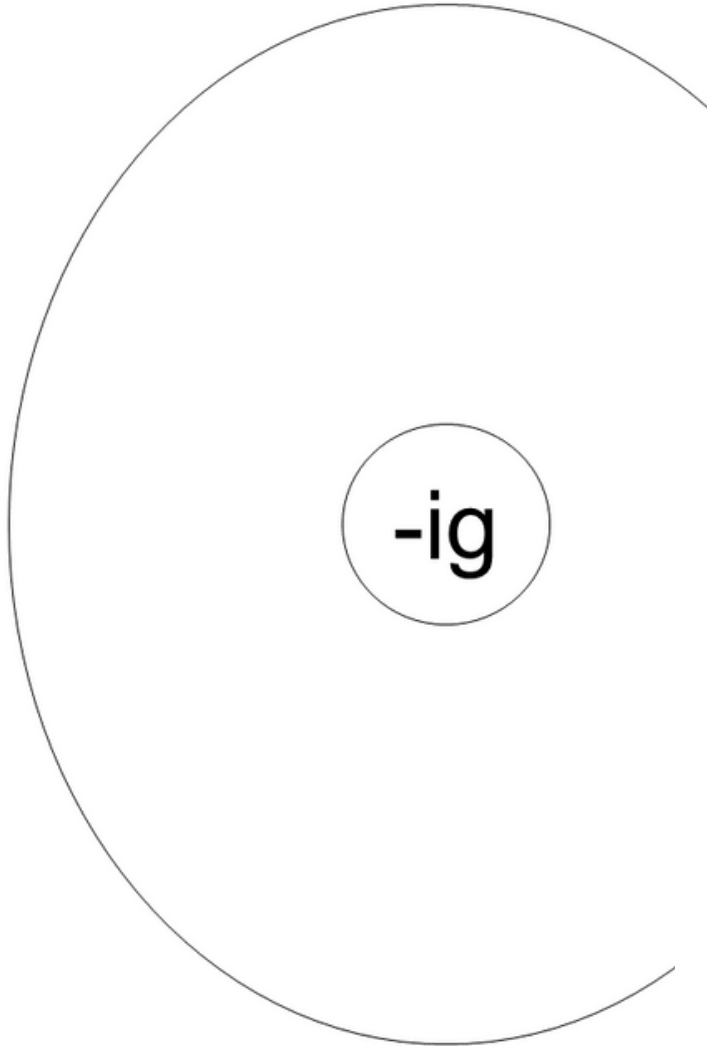
Listen to
the movie,
My Pig

My Pig



By Christa Joy

If you do not want to print the book out, there is a link to a movie version (mp4 file) that you can play in a google slide online or project. It is read aloud and has automatic page advancement.



Christa Joy, Special Needs for Special Kids
The Picture Communication Symbols ©1981-2019 by Tobii Dynavox. All Rights
Worldwide. Used with permission. Boardmaker® is a trademark of Tobii Dynavox.

Errorless version

Cut apart pictures and place in circle map.

| | | | |
|-----------|---------|----------|----------|
| big | rig | wig | brig |
| sprig | dig | swig | fig |
| twig | gig | jig | pig |

Cut apart pictures and place in circle map **ONLY IF** they are in the -ig word family.

| | | | |
|-----------|---------|----------|----------|
| big | rig | wig | brig |
| fog | dig | wag | fig |
| twig | gig | jig | pig |
| sprig | keg | swig | mug |



Each unit comes with a circle map that comes with 2 choices:












An errorless option with only correct answers

An option that has wrong answers mixed in students will need to set aside.

There are photos and picture symbols included.
























| | | | | |
|--|---|---|---|--|
|  sit |  drip |  dig |  slip |  big |
|  fig |  slid |  flip |  jig |  swim |
|  plug |  flag |  rig |  stop |  gig |
|  wig |  swig |  sled |  swing |  pig |

There is a sorting activity.
 It has students sort words
 that do and do not contain
 that word family.

Directions for
 differentiation are included.























Find the matching picture.

| | | | |
|--|--|---|--|
|  big |  |  swig |  |
|  rig |  |  fig |  |
|  twig |  |  wig |  |
|  sprig |  |  jig |  |
|  dig |  |  pig |  |

ChristaJoy, Spe
The Picture Communication Symbols ©
Worldwide. Used with permission. I


Find the matching picture.


| | | | |
|--|--|---|--|
|  big |  |  swig |  |
|  rig |  |  fig |  |
|  twig |  |  wig |  |
|  sprig |  |  jig |  |
|  dig |  |  pig |  |

ChristaJoy, Special Needs for Special Kids
The Picture Communication Symbols ©1981-2019 by Tobii Dynavox. All Rights Reserved
Used with permission. Boardmaker® is a trademark of Tobii Dynavox

There are several matching activities. One matches photos to picture symbols or picture symbols to picture symbols.

Match to the picture on the previous page.

| | | | | |
|---|--|---|---|--|
|  twig |  wig |  dig |  rig |  big |
|  fig |  sprig |  swig |  jig |  pig |




Find the matching word.

| | | | |
|-------|--------------------------|------|--------------------------|
| big | <input type="checkbox"/> | swig | <input type="checkbox"/> |
| rig | <input type="checkbox"/> | fig | <input type="checkbox"/> |
| twig | <input type="checkbox"/> | wig | <input type="checkbox"/> |
| sprig | <input type="checkbox"/> | jig | <input type="checkbox"/> |
| dig | <input type="checkbox"/> | pig | <input type="checkbox"/> |

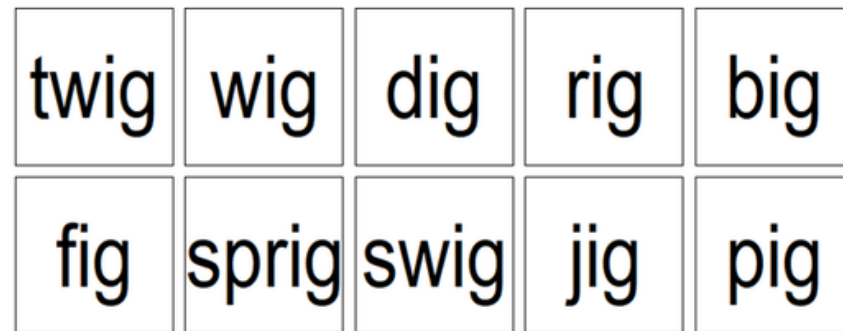
Match to the picture on the previous page.



The other matching activity uses words. Students will match the identical words or word to picture.



Match to the word on the previous page.



Circle the correct spelling



rig

rip

brig



tug

twig

twin



spit

split

sprig



jig

jip

jump



dip

dig

drag



sit

spin

swig



pot

plot

pig



wig

wag

wet

Christa Joy, Special Needs for Special Kids
The Picture Communication Symbols ©1981-2019 by Tobii Dynavox. All Rights Reserved
Worldwide. Used with permission. Boardmaker® is a trademark of Tobii Dynavox

Circle the correct spelling



pig

pog

pug



rag

rug

rig



brag

big

brig



twig

twit

wig



jog

jig

jag



dig

dog

dill



fat

flip

fig



slip


sag

swig

Christa Joy, Special Needs for Special Kids
The Picture Communication Symbols ©1981-2019 by Tobii Dynavox. All Rights Reserved
Worldwide. Used with permission. Boardmaker® is a trademark of Tobii Dynavox

Students will practice circling the correct spelling of each word. Includes 2 worksheets.

Fill in the missing letter(s).



p ____



r ____



br ____



tw ____




__ i __



__ _ g



f ____



s __ i __

Christa Joy, Special Needs for Special Kids

The Picture Communication Symbols ©1981-2019 by Tobii Dynavox. All Rights Reserved
Worldwide. Used with permission. Boardmaker® is a trademark of Tobii Dynavox

Fill in the missing letter(s).



__ i __



__ _ ig



__ pr ____



j ____



d i __



__ _ ig



__ i __



__ _ g

Christa Joy, Special Needs for Special Kids

The Picture Communication Symbols ©1981-2019 by Tobii Dynavox. All Rights Reserved
Worldwide. Used with permission. Boardmaker® is a trademark of Tobii Dynavox

Students will fill in the missing letters of the words. Includes 2 worksheets.

Circle the best word to finish the sentence.

1. She wore a red _____ for Halloween.



2. They danced a _____ on the stage.



3. My sister ate a _____ from the tree.



4. The _____ carried oil to the refinery.



5. The farmer raised a _____ for the fair.



Christa Joy, Special Needs for Special Kids
The Picture Communication Symbols ©1981-2019 by Tobii Dynavox. All Rights Reserved
Worldwide. Used with permission. Boardmaker® is a trademark of Tobii Dynavox.

Circle the best word to finish the sentence.

1. Put a _____ of parsley on the plate.



2. He threw a _____ for the dog to fetch.



3. The elephant was so _____.



4. Take a _____ of water when you are thirsty.



5. The dog would _____ in the yard.



Christa Joy, Special Needs for Special Kids
The Picture Communication Symbols ©1981-2019 by Tobii Dynavox. All Rights Reserved
Worldwide. Used with permission. Boardmaker® is a trademark of Tobii Dynavox.

Students will find the best word to finish each sentence. Includes 2 worksheets.

My Pig

My pig is the best. He is

My pig sleeps in the

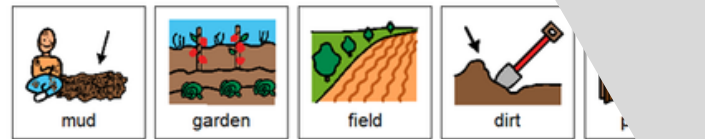
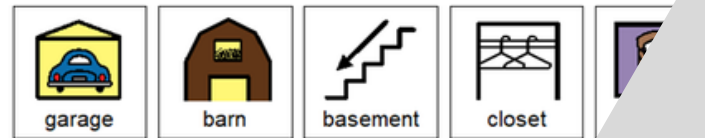


My pig likes to dig in the

Sometimes my pig goes with me to the

My pig likes to eat a sprig of

before bed.

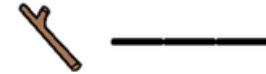
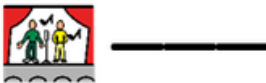

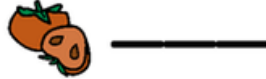




Christa Joy, Special Needs for Special Kids The Picture Communication Symbols ©1981-2019 by Tobii Dynavox. All Rights Reserved Worldwide. Used with permission. Boardmaker® is a trademark of Tobii Dynavox

Christa Joy, Special Needs for Special Kids The Picture Communication Symbols ©1981-2019 by Tobii Dynavox. All Rights Reserved Worldwide. Used with permission. Boardmaker® is a trademark of Tobii Dynavox

Each unit has a writing prompt using words from that word family. This is an errorless activity.

Spell the word that goes with the picture.



Finally, there is a spelling test to review the words covered in the unit.

DIGITAL ACTIVITIES

- MOVIE VERSION OF BOOK READ ALOUD
- CIRCLE MAP
- SORTING ACTIVITY
- MATCHING ACTIVITIES
- CIRCLE THE CORRECT SPELLING
- FILL IN MISSING LETTERS
- CHOOSE BEST WORD TO FINISH SENTENCE
- WRITING PROMPT


Listen to
the movie,
My Pig

My Pig



By Christa Joy

Students can watch the
movie the book read
aloud.



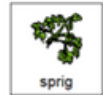
Sort the words into the correct column.

| | | | | |
|------|------|------|------|-------|
| big | flag | sit | drip | rig |
| slip | dig | swig | slid | sled |
| flip | stop | jig | pig | gig |
| swim | plug | wig | fig | swing |

Christa Joy, Special Needs for Special Kids
The Picture Communication Symbols ©1981-2019 by Tobii Dynavox. All Rights Reserved
Worldwide. Used with permission. Boardmaker® is a trademark of Tobii Dynavox

Each activity is set up so students can click and drag answers. For one activity (missing letters) there is the option to type or drag letters.

1. She wore a red _____ for Halloween.



2. They danced a _____ on the stage.



3. My sister ate a _____ from the tree.




4. The _____ carried oil to the refinery.













5. The farmer raised a _____ for the fair.













Circle the best word.



Christa Joy, Special Needs for Special Kids
The Picture Communication Symbols ©1981-2019 by Tobii Dynavox. All Rights Reserved
Worldwide. Used with permission. Boardmaker® is a trademark of Tobii Dynavox

| | | | |
|-------|---|------|---|
| big |  | swig |  |
| rig |  | fig |  |
| twig |  | wig |  |
| sprig |  | jig |  |
| dig |  | pig |  |

Find the matching picture.









| | | | |
|--|---|---|--|
|  big |  rig |  swig |  pig |
|  sprig |  dig |  jig |  fig |
|  twig |  wig | | |

Christa Joy, Special Needs for Special Kids
The Picture Communication Symbols ©1981-2019 by Tobii Dynavox. All Rights Reserved
Worldwide. Used with permission. Boardmaker® is a trademark of Tobii Dynavox

The second set of slides uses color for differentiation and extra support for students who may need it. Mix and match slides from both sets to make the perfect set for each student.

| | | | |
|---|-------------|------------|-------------|
|  | <u>pig</u> | pog | pug |
|  | rag | rug | <u>rig</u> |
|  | brag | big | <u>brig</u> |
|  | <u>twig</u> | twit | wig |
|  | jog | <u>jig</u> | jag |
|  | <u>dig</u> | dog | dill |
|  | fat | flip | <u>fig</u> |
|  | slip | sag | <u>swig</u> |

Circle the correct spelling.

| | |
|---|---|
|  |  |
|  |  |
|  |  |
|  |  |

Christa Joy, Special Needs for Special Kids
The Picture Communication Symbols ©1981-2019 by Tobii Dynavox. All Rights Reserved
Worldwide. Used with permission. Boardmaker® is a trademark of Tobii Dynavox



I realize there will be some students out there unable to do cutting activities. I have a blog post with ways to complete activities without a pair of scissors!!

[Click Here to read more!!](#)