

Special Ed

HAPPY  
FOURTH OF JULY

INDEPENDENCE

Day

CELEBRATE HOLIDAYS WITH ALL YOUR STUDENTS



## For students who:

- are emerging or non-readers
- take alternate assessments
- are in special education
- short-attention span
- lack pre-requisite skills
- benefit from the use of pictures for support

# Independence Day Unit

By  
Christa Joy  
Special Needs for Special Kids

## July 2026

| Sunday | Monday | Tuesday | Wednesday | Thursday | Friday | Saturday  |
|--------|--------|---------|-----------|----------|--------|---|
| 28     | 29     | 30      | 1         | 2        | 3      | 4  |
| 5      | 6      | 7       | 8         | 9        | 10     | 11  |
| 12     | 13     | 14      | 15        | 16       | 17     | 18  |
| 19     | 20     | 21      | 22        | 23       | 24     | 25  |
| 26     | 27     | 28      | 29        | 30       | 31     |   |

Christa Joy, Special Needs for Special Kids

The Picture Communication Symbols ©1981-2019 by Tobii Dynavox. All Rights Reserved  
Worldwide. Used with permission. Boardmaker® is a trademark of Tobii Dynavox

## Table of Contents

| Pages | Activity          |
|-------|-------------------|
| 4-5   | Vocabulary board  |
| 6-9   | Circle map        |
| 10-11 | Calendar activity |
| 12-15 | Timeline activity |
| 16-25 | Quiz              |
| 26-27 | Terms of Use      |

Also included in this resource as separate files:

- Links and directions to digital activities
- PowerPoint (**this is the book in the lesson plan**)
- Voice recorded PowerPoint
- Activities in black and white

Every June, I will be updating this unit each year. You can go to My Purchases in TPT to re-download the new version or email me at [specialneedsforspecialkids@gmail.com](mailto:specialneedsforspecialkids@gmail.com) and I will send it to you!!

Christa Joy, Special Needs for Special Kids

The Picture Communication Symbols ©1981-2019 by Tobii Dynavox. All Rights Reserved  
Worldwide. Used with permission. Boardmaker® is a trademark of Tobii Dynavox

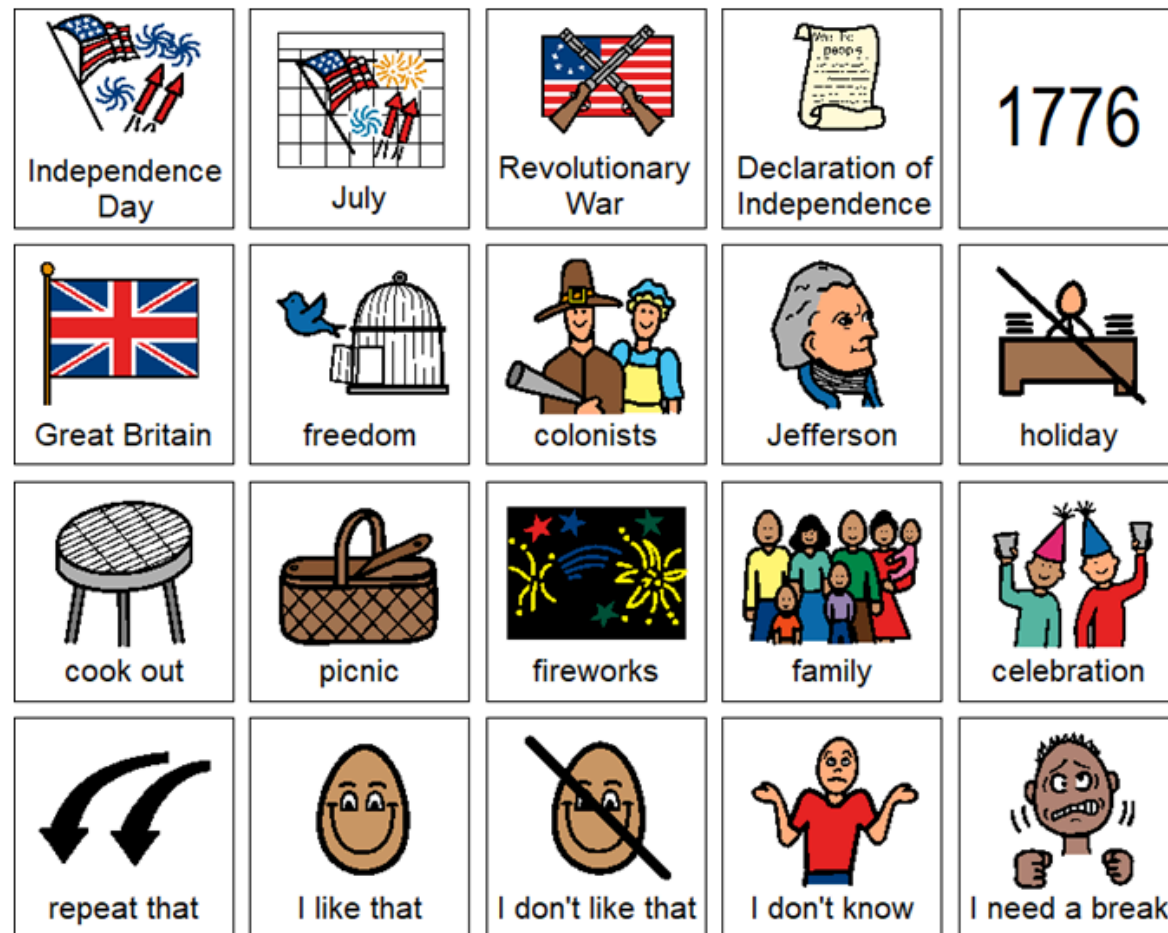
This unit contains activities in print and digital formats. It is updated annually.

It comes in two separate files, one in color and one in black and white.

This unit comes with a vocabulary board.

Vocabulary boards are great for ALL students to assist with participation and engagement in group discussions.

Tips on how to use in the unit!!





But do you know what we are celebrating on the 4<sup>th</sup> of July? Do you know why it is also called Independence Day?

Christa Joy, Special Needs for Special Kids

There is a 17-page PowerPoint with simple text and engaging photos.

There is also a movie version you can use in Google Slides.



Representatives from all 13 colonies signed it, and the Continental Congress approved the Declaration of Independence on July 4, 1776.

Christa Joy, Special Needs for Special Kids



Cut apart pictures and place in circle map about Independence Day.



Cut apart pictures and place in circle map **ONLY IF** they relate to Independence Day.



There is a circle map of common things associated with Independence Day.

Circle maps are a great way for students to see the concept at a glance. There are 2 versions:

- One is errorless
- One has wrong answers mixed in students will have to set aside

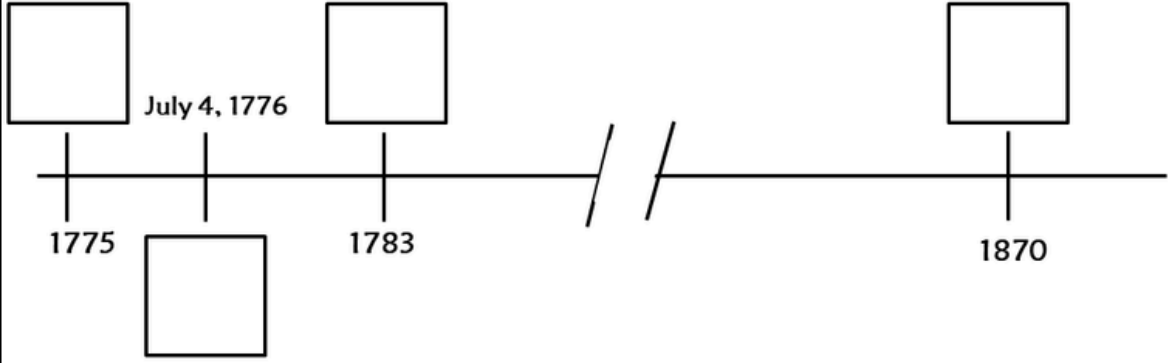
# Independence Day 2026

## July 2026

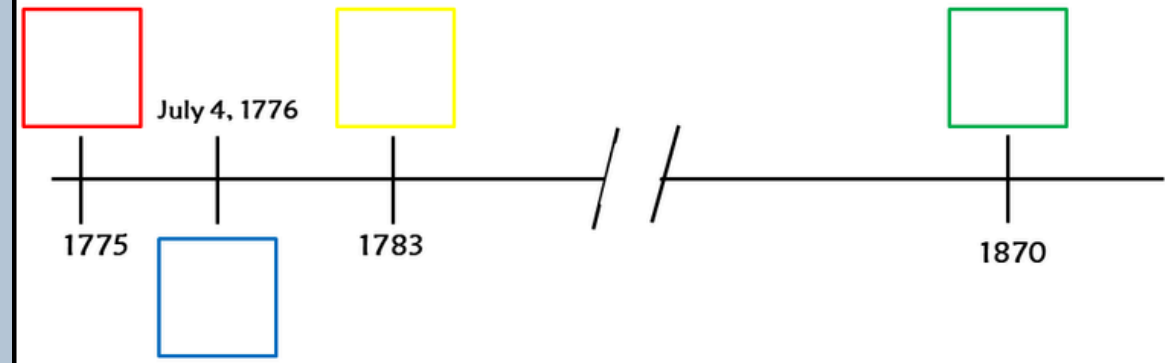
| Sunday | Monday | Tuesday | Wednesday | Thursday | Friday | Saturday  |
|--------|--------|---------|-----------|----------|--------|---|
| 28     | 29     | 30      | 1         | 2        | 3      | 4  |
| 5      | 6      | 7       | 8         | 9        | 10     | 11  |
| 12     | 13     | 14      | 15        | 16       | 17     | 18  |
| 19     | 20     | 21      | 22        | 23       | 24     | 25  |
| 26     | 27     | 28      | 29        | 30       | 31     | 1   |

Students will identify Independence Day on a calendar.

### Independence Day Timeline



### Independence Day Timeline




Christa Joy, Special Needs for Special Kids  
The Picture Communication Symbols © 1981-2019 by Tobii Dynavox. All Rights Reserved  
Worldwide. Used with permission. Boardmaker® is a trademark of Tobii Dynavox

There is a timeline that reviews the main events covered in the book.

There is a color-coded version included for students who need more support.

1. Independence Day in the United States is celebrated in:



August



July



December

2. Independence Day celebrates the signing of:



a contract



Bible



Declaration of Independence

3. What war were the colonists fighting when the Declaration of Independence was signed:



Revolutionary War



Civil War



Cold War

4. Independence Day celebrates the wish for colonists to be free from who?



Native Americans




Germany

5. Is Independence Day a national holiday in the US?



yes




no



I don't know

Print onto cardstock or mount on index cards. Cut pictures apart and show student answer choices for each question.

Q 7



Easter egg hunt



cook out



fireworks



picnic



New Year's Eve



Kwanzaa

1. Independence Day in the United States is celebrated in:

- A. August
- B. July
- C. December

2. Independence Day celebrates the signing of:

- A. a contract
- B. Bible
- C. Declaration of Independence

3. What war were the colonists fighting when the Declaration of Independence was signed:

- A. Revolutionary War
- B. Civil War
- C. Cold War

4. Independence Day celebrates the wish for colonists to be free from whom?

- A. Native Americans
- B. Germany
- C. Great Britain

5. Is Independence Day a national holiday in the US?

- A. yes
- B. no
- C. I don't know

6. What day in July is Independence Day celebrated?

- A. 30<sup>th</sup>
- B. 1<sup>st</sup>
- C. 4<sup>th</sup>

FINALLY the assessment!!  
There are 3 versions.

- 10 questions with 3 picture choices for each question
- cut out the answer choices and glue them on index cards
- traditional multiple choice

Answer key included.

Listen to the  
book about  
Independence  
Day




# Independence Day July 4th

by Christa Joy












There is a video of the  
book read aloud.





Independence Day

Place the following pictures in the circle map to show things about Independence Day.

|  |   |  |  |
|--|---|--|--|
| <br>United States | <br>July 4th                   | <br>Revolutionary War | <br>Declaration of Independence |
| 1776   | <br>freedom from Great Britain | <br>holiday           | <br>firework                    |
| <br>cook out     | <br>celebration               |  |  |

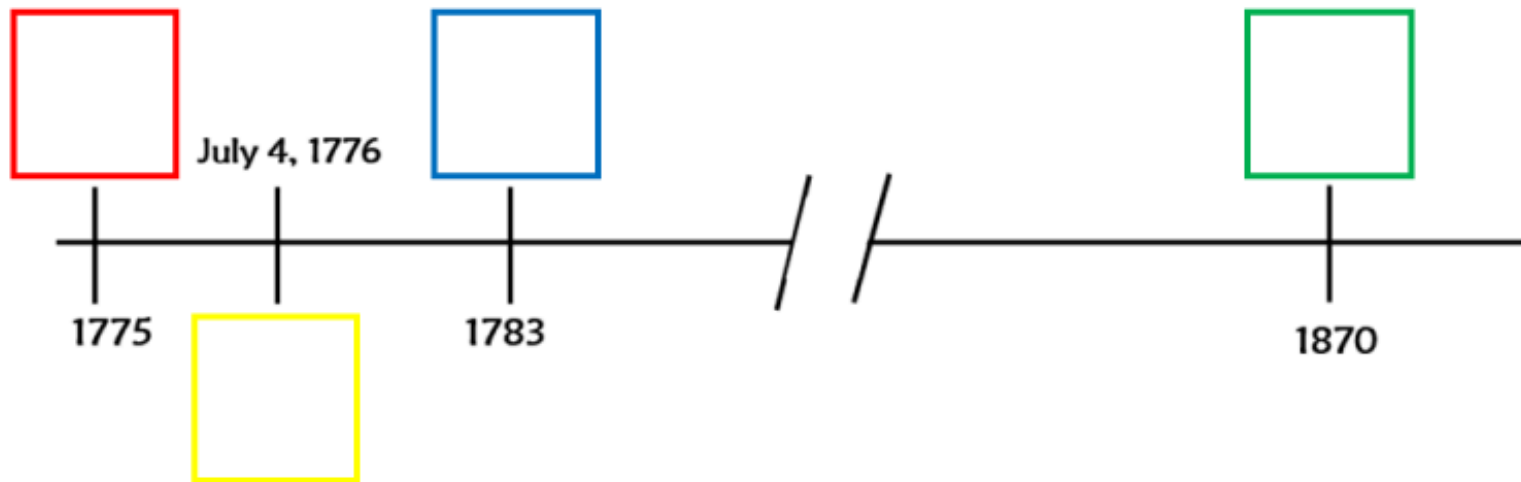
Christa Joy, Special Needs for Special Kids  
 The Picture Communication Symbols ©1981-2019 by Tobii Dynavox. All Rights Reserved Worldwide. Used with permission. Boardmaker® is a trademark of Tobii Dynavox.



There are digital versions of the activities included. Students click and drag the answers.



## Independence Day Timeline



There are 2 sets, one that includes differentiation shown here.

Place the pictures on the correct location on the timeline.

