

Special Ed

HAPPY  
FOURTH OF JULY

INDEPENDENCE

Day



ALSO INCLUDES GOOGLE SLIDES



*This unit was created with this guy in mind. He has autism and an intellectual disability. He is a non-reader, and loves the ocean. With some support he is able to do this unit, and enjoys the challenge. He is my tester!!*

# Independence Day Unit

By  
Christa Joy  
Special Needs for Special Kids

## JULY 2023

Sun	Mon	Tue	Wed	Thu	Fri	Sat
25	26	27	28	29	30	1
2	3	 4	5	6	7	8
9	10	11	12	13	14	15
16	17	18	19	20	21	22
23	24	25	26	27	28	29
30	31					

*Updated annually*

## Table of Contents

Pages	Activity
4-5	Vocabulary board
6-9	Circle map
10-11	Calendar activity
12-15	Timeline activity
16-25	Quiz
26-27	Terms of Use

Also included in this resource as separate files:

- Links and directions to digital activities
- PowerPoint (**this is the book in the lesson plan**)
- Voice recorded PowerPoint
- Activities in black and white

Every June, I will be updating this unit each year. You can go to My Purchases in TPT to re-download the new version or email me at [specialneedsforspecialkids@gmail.com](mailto:specialneedsforspecialkids@gmail.com) and I will send it to you!!

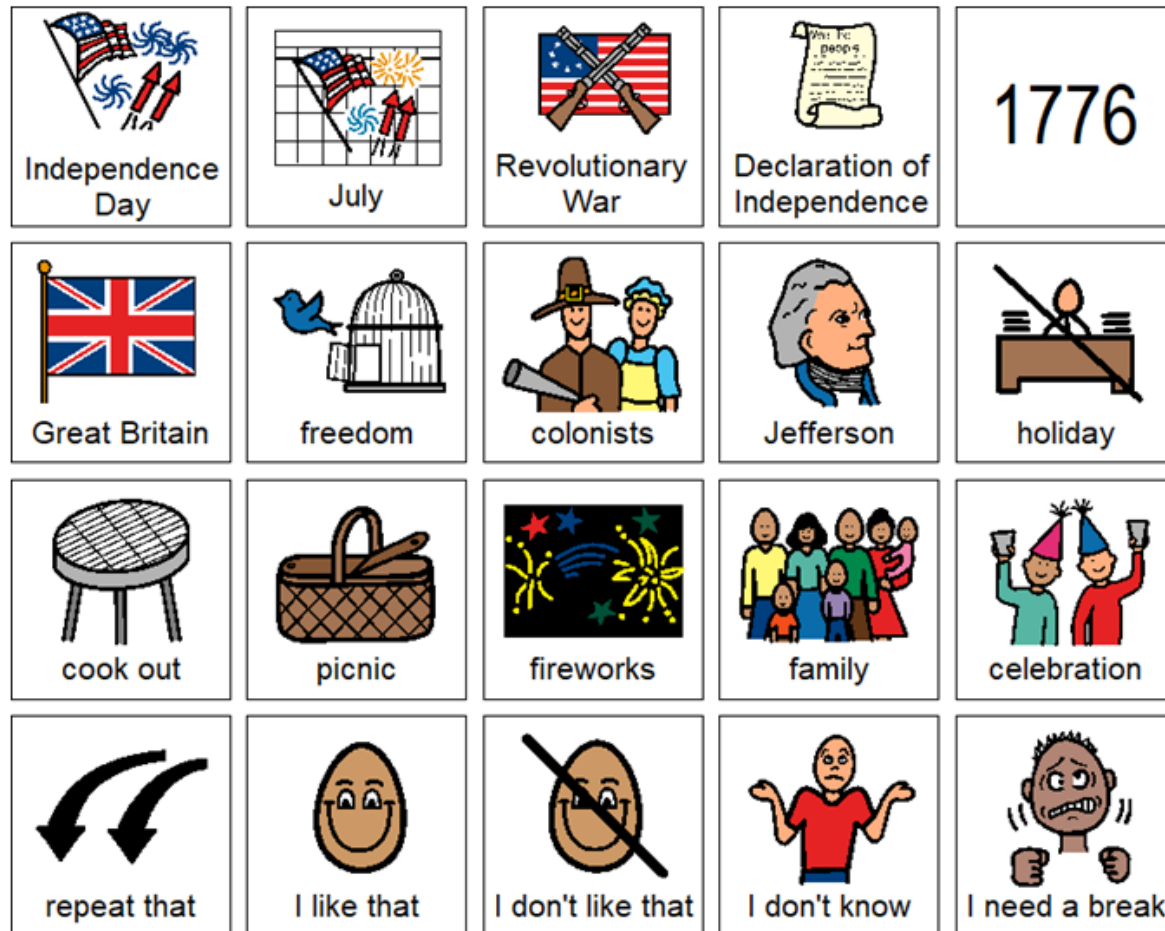
This unit contains activities in print and digital formats. It is updated annually.

It comes in two separate files, one in color and one in black and white.

This unit comes with a vocabulary board.

Vocabulary boards are great for ALL students to assist with participation and engagement in group discussions.

Tips on how to use in the unit!!





But do you know what we are celebrating on the 4<sup>th</sup> of July? Do you know why it is also called Independence Day?

Christa Joy, Special Needs for Special Kids



Representatives from all 13 colonies signed it, and the Continental Congress approved the Declaration of Independence on July 4, 1776.

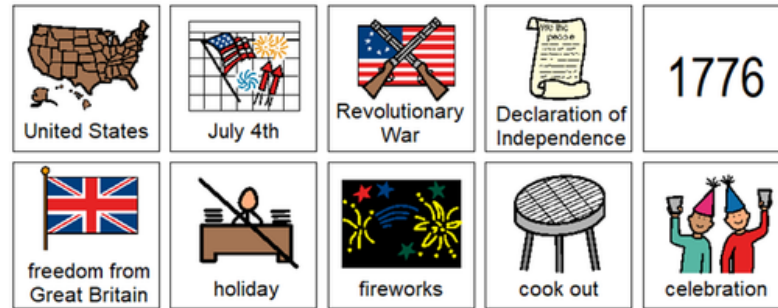
Christa Joy, Special Needs for Special Kids

There is a 17-page book with simple text and engaging photos.

It comes in pdf version as well as a voice recorded PowerPoint (so you don't have to print it out.) There is also a movie version you can use in google slides.

Errorless version

Cut apart pictures and place in circle map about Independence Day.




Cut apart pictures and place in circle map **ONLY IF** they relate to Independence Day.



There is a circle map of common things associated with Independence Day.

Circle maps are a great way for students to see the concept at a glance. There are 2 versions:

- One is errorless
- One has wrong answers mixed in students will have to set aside




# Independence Day 2023



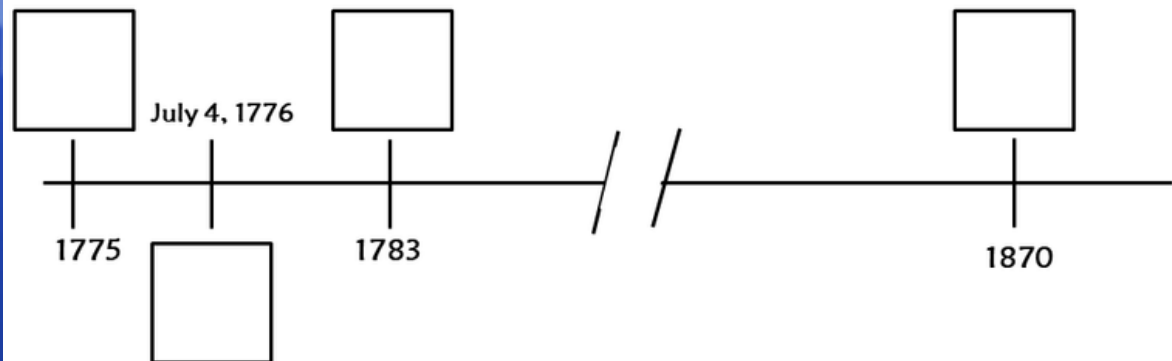
## JULY 2023

Sun	Mon	Tue	Wed	Thu	Fri	Sat
25	26	27	28	29	30	1
2	3	4	5	6	7	8
9	10	11	12	13	14	15
16	17	18	19	20	21	22
23	24	25	26	27	28	29
30	31					

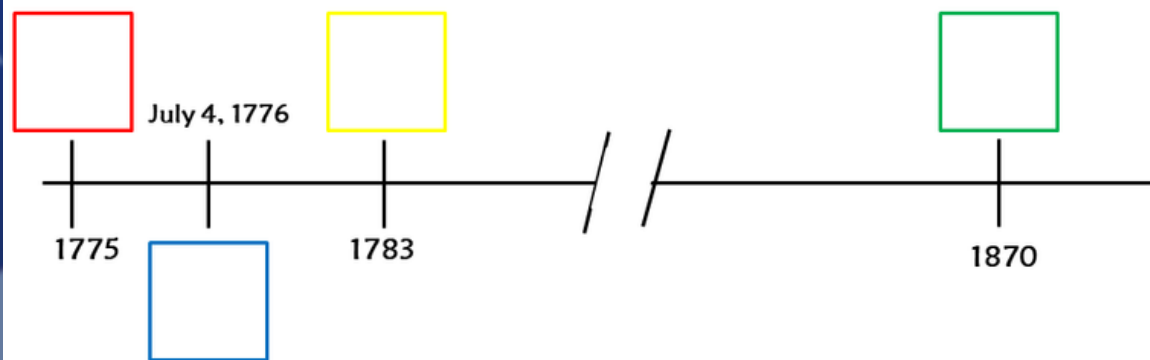
Students will identify Independence Day on a calendar.




### Independence Day Timeline



### Independence Day Timeline

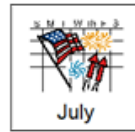
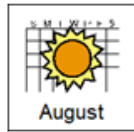


There is a timeline that reviews the main events covered in the book. There is a color-coded version included for students who need more support.






1. Independence Day in the United States is celebrated in:



2. Independence Day celebrates the signing of:





3. What war were the colonists fighting when the Declaration of Independence was signed:



4. Independence Day celebrates the wish for colonists to be free from who?



5. Is Independence Day a national holiday in the US?



There is a 10 question final assessment.

There are 3 versions. This version has 10 questions with 3 picture choices for each question.

Answer key included.

Print onto cardstock or mount on index cards. Cut pictures apart and show student answer choices for each question.

Q 7

 <p>Easter egg hunt</p>	 <p>cook out</p>	 <p>fireworks</p>
 <p>caroling</p>	 <p>picnic</p>	


Q 9

 <p>Fourth of July</p>	 <p>New Year's Eve</p>	 <p>Kwanza</p>
---	---	---

With this version, you cut out the answer choices and glue them on index cards. Ask the student the question, and they point to the correct answer.

1. Independence Day in the United States is celebrated in:
  - A. August
  - B. July
  - C. December
2. Independence Day celebrates the signing of:
  - A. a contract
  - B. Bible
  - C. Declaration of Independence
3. What war were the colonists fighting when the Declaration of Independence was signed:
  - A. Revolutionary War
  - B. Civil War
  - C. Cold War
4. Independence Day celebrates the wish for colonists to be free from whom?
  - A. Native Americans
  - B. Germany
  - C. Great Britain
5. Is Independence Day a national holiday in the US?
  - A. yes
  - B. no
  - C. I don't know
6. What day in July is Independence Day celebrated?
  - A. 30<sup>th</sup>
  - B. 1<sup>st</sup>
  - C. 4<sup>th</sup>

*This is your traditional multiple choice version. It can also be used as a recording sheet if your students are using the version with index cards.*



Listen to the  
book about  
Independence  
Day











Independence Day  
July 4th

by Christa Joy

*There is a video of the  
book and the social  
story read aloud.*

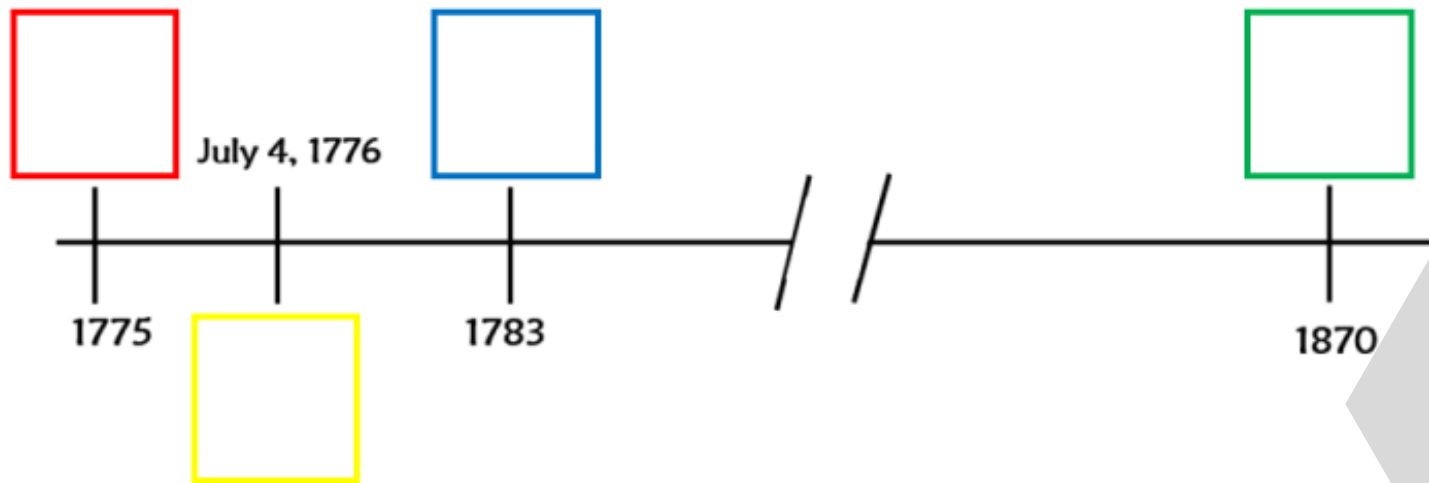


Place the following pictures in the circle map to show things about Independence Day.

 United States	 July 4th	 Revolutionary War	 Dec In
1776	 freedom from Great Britain	 holiday	
 cook out	 celebration		

There are digital versions of the activities included. Students click and drag the answers.

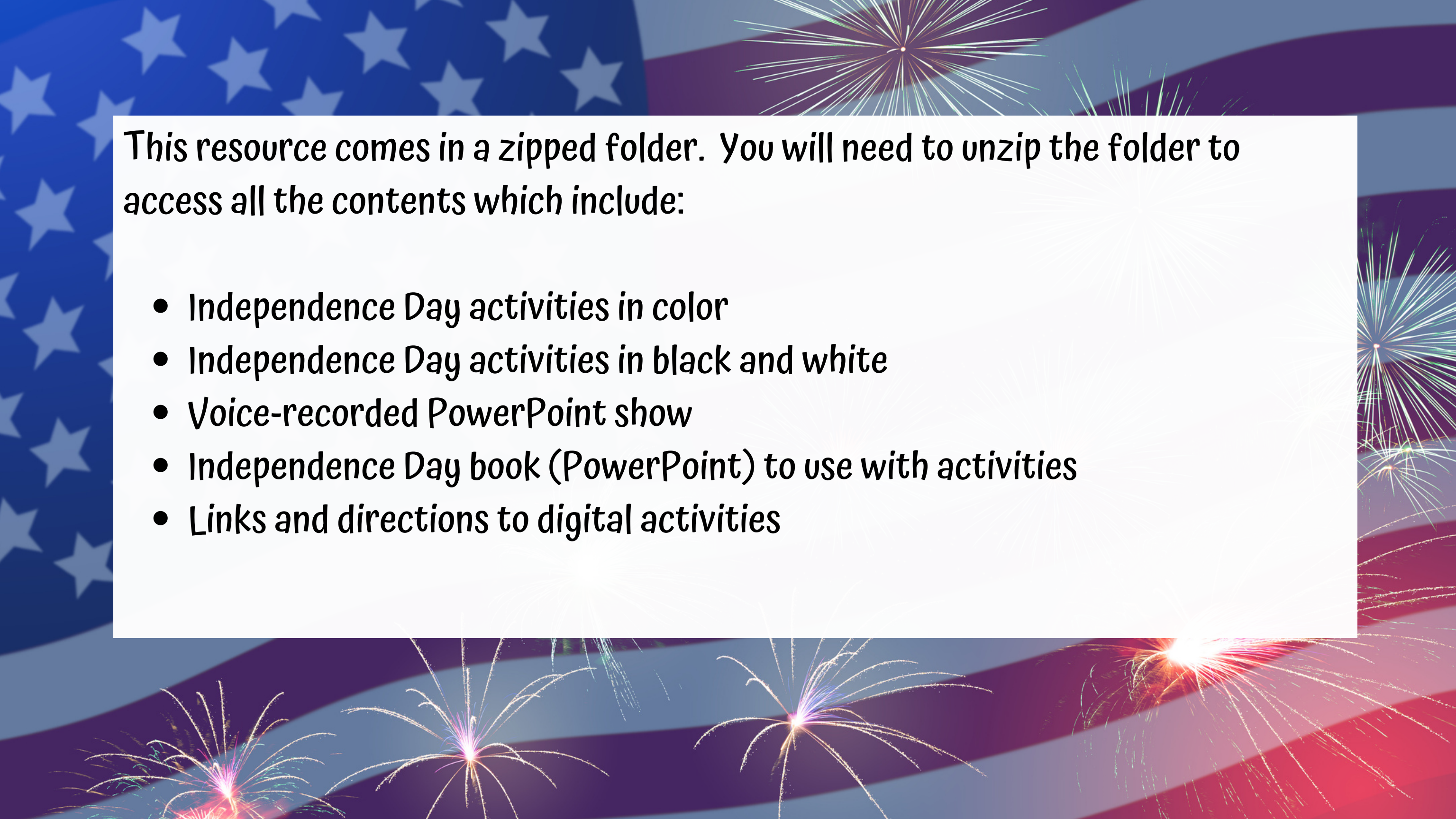
## Independence Day Timeline



There are 2 sets, one that includes differentiation shown here.

Place the pictures on the correct location on the timeline.





***This resource comes in a zipped folder. You will need to unzip the folder to access all the contents which include:***

- ***Independence Day activities in color***
- ***Independence Day activities in black and white***
- ***Voice-recorded PowerPoint show***
- ***Independence Day book (PowerPoint) to use with activities***
- ***Links and directions to digital activities***