

WHITE FANG

INCLUDES
ADAPTED NOVEL

29 activities

5 questions/ chapter



Special Needs for Special Kids



These novel units are something I created and started using in my classroom. They were the best thing I ever did, and my students LOVED them.

White Fang is on his way to the stream when he suddenly comes face to face with a man. He has never seen a human before and feels threatened. When the man reaches out to touch him, White Fang bites his hand in fear.



© Christa Joy SNGK

47

Since this book is in the public domain, I have created an **adapted version of the novel.**

Beauty Smith soon learns that White Fang becomes angry and fierce when men laugh at him. Knowing this, Beauty Smith laughs at him often and encourages others to do the same. This teasing is meant to torment White Fang and push him into fighting more savagely.



© Christa Joy SNGK

91

It comes as:

- PowerPoint (140 slides)
- Google Slides
- Text-only document

In the morning, Scott and Matt lock White Fang inside the cabin so he can not follow Scott on the long journey toward the steamboat that will take him away. White Fang struggles inside, refusing to accept being left behind.



114

Scott works patiently with White Fang every day. He sits quietly and holds out small pieces of meat, waiting for White Fang to come closer. At first, White Fang keeps his distance, but little by little, he steps forward until he carefully takes the meat from Scott's hand.



107

One night, White Fang hears a stranger moving softly up the stairs. The man is Jim Hall, who has secretly entered the house. White Fang rushes forward and attacks him to protect the family.



138

Against all odds, White Fang slowly begins to recover. Day by day, he grows a little stronger until he is back to his wolf-like strength. Because he saved their lives, the people now speak of him with great respect and call him the Blessed Wolf.



140

Table of Contents

Worksheet pages	Title	Chapter
5-6	Suggestions for use	
7	Story board	
8	Title and Author	
9	Benefits of a fire	
10-12	Wolf circle map	
13-15	Being brave	
16-17	Foods wolves eat	
18-20	Patience	
21-23	Things that produce light	
24-25	Sort things that do and don't cause pain	
26-27	Consequences	
28-29	Food chain	
30-32	Dog/Wolf Venn Diagram	
33-34	What to do if you meet a bully	
35-36	Stronger or weaker	
37-38	Help White Fang find Grey Beaver	
39-41	Rules to follow	

ChristaJoy, Special Needs for Special Kids The Picture Communication Symbols © Tobii Dynavox. All Rights Reserved Worldwide. Used with permission. Boardmaker® is a trademark of Tobii Dynavox


Table of Contents

Worksheet pages	Title	Chapter
42	Words for famine	Part 3: Ch 6
43	Words for morose	Part 3: Ch 6
44-45	Things to do when you are bored	Part 4: Ch 1
46-47	Positive vs negative adjectives	Part 4: Ch 1
48-50	Loyalty	Part 4: Ch 1
51-52	Good vs bad ways to treat a dog	Part 4: Ch 1
53-55	Venn Diagram: White Fang and Cherokee	Part 4: Ch 4
56-57	Learning Something New	Part 4: Ch 5
58-59	People you can and cannot trust	Part 4: Ch 6
60-62	Fierce Love	Part 4: Ch 6
63-65	Dealing with change	Part 5: Ch 1
66-68	Ways to travel	Part 5: Ch 2
69-70	Animal ok and not ok to attack	Part 5: Ch 3
71-72	How animals communicate	Part 5: Ch 4
73-75	Being a hero	Part 5: Ch 5
76-77	Additional Novel Units available	
78-79	Terms of Use	

ChristaJoy, Special Needs for Special Kids The Picture Communication Symbols ©1981-2018 by Tobii Dynavox. All Rights Reserved Worldwide. Used with permission. Boardmaker® is a trademark of Tobii Dynavox

This novel unit has **29 different activities**. These activities will engage your students with what is happening in the story.

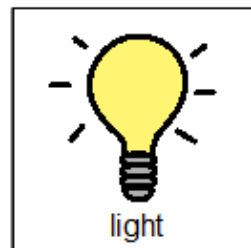
Cut out the pictures and place in the picture to show why fire is important when you are in the wild. Color when done.




warm



cook



light



safe



signal for help

For example, a labeling activity illustrates the importance of fire.

This is an errorless activity.

Each time you finish a chapter, there will be an activity your students can do.

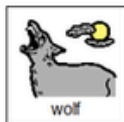
The activity will relate to something that occurred in the chapter.

These are cut-and-paste activities that are supported with pictures.


Optional: Quiz students' comprehension by having them answer 5 multiple-choice questions about that chapter.

Part 1: CH 3

1. Who did Bill go out to save?



2. Did Bill come back?




3. Where did Henry put the coffin?



4. What is the only thing that kept the wolves away?




5. Was Henry finally rescued?




Part 2: CH 1

1. Do the wolves have a particular order they run in?




2. What was the overall condition of the pack?





3. What did the pack finally kill and eat?



4. Who were the three male wolves fighting over?



5. What did One Eye and the she-wolf steal from the snare?



This unit comes with 5 questions for each chapter. Each question has 3 picture choices.

Answer key included!!

Suggestions for Use

- I made this unit to go along with the book, *White Fang*, by Jack London.
- The thought is that you would be reading it aloud to your class at a rate of about 1 chapter per day.
- Be sure to give each student their own copy of the storyboard (pg. 6) to use while reading and discussing the story.
- Benefits of reading out loud, even to classes made up of severely affected students:
 - Teaches students to sit quietly even when there isn't something for them to do. This is a crucial life skill. We all have to spend time sitting and listening to someone we are not that interested in at some point.
 - Parents will LOVE you. Not only will they be excited that their child is being exposed to age-appropriate material, but you are teaching them how to sit quietly, which will hopefully transfer to home as well.
 - Even with your lowest-level learners, you will have 1 or 2 that will truly enjoy the story.
- It can be a calming experience to sit and listen to the teacher read methodically. For students who need more structure, place the number of Post-it notes in front of him/her that corresponds to the number of pages you intend to read. Remove a Post-it as you finish each page. The visual will help lessen their anxiety.
- You will find activity for most chapters. You will still have plenty to choose from and find those that fit your students best.
- Differentiation:
 - For any activity, you can quickly differentiate for your lower-level learners by using a color-coding technique.
 - If sorting, outline each sorting category in a specific color and then outline the corresponding pictures in the same color.
 - Becomes a matching task.
- There are comprehension questions to accompany this unit. There are 5 questions per chapter, with 3 picture answer choices. You will find these (in color and BW) in a separate file.

This unit comes with 5 questions for each chapter. Each question has 3 picture choices.

Answer key included!!

Color version

White Fang Novel Unit for Special Education

By
Christa Joy
Special Needs for Special Kids



This entire novel unit comes in 2 separate files. One is completely in color and one is completely in black and white.













This unit comes with a vocabulary board.

Vocabulary boards are great for ALL students to assist with participation and engagement in group discussions.

Tips on how to use in the unit!!

What are some things you know about wolves?

ERRORLESS VERSION
















 howl	 hunt animals	 pup	 wild animals	 fur
 travel in pack	 eat meat	 adapt to different climates	 live in dens	 can travel long distances



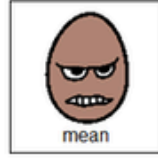
There are circle maps in this unit.

Circle maps are a great way for students to see the big idea.



**WRONG ANSWERS
MIXED IN**

 howl	 feathers	 pup	 wild animals	 fur
 travel in pack	 eat meat	 adapt to different climates	 fly	 make a good pet
 eat fruit	 hunt animals	 live in city	 live in dens	 can travel long distances

What are some good and bad ways to treat a dog?











Put each picture in the correct column on the previous page. If you are not sure, put it on the middle line.

 <p>feed</p>	 <p>cushion</p>	 <p>mean</p>	 <p>Frisbee</p>	 <p>pet</p>
 <p>chase</p>	 <p>kick</p>	 <p>walk</p>	 <p>hit</p>	 <p>scare</p>
 <p>hug</p>	 <p>play fetch</p>	 <p>yell</p>	 <p>no food</p>	 <p>love</p>

There are sorting activities.








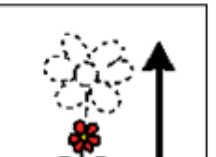
Directions for adding color coding for differentiation are included.

The she-wolf took the lynx kitten for food even though she knew the mother lynx would come looking for it. Some are good and some are bad, depending on the action. Look at each action in the box and find what you think the consequence would be.

 fighting		 study	
 water		 exercise	
 spill		 cheat	
 mean		 good job	

There are matching activities.














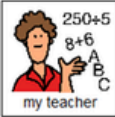















Directions for adding color coding for differentiation are included.

 no one wants to play with you	 strong	 allowance	 clean up mess
 lonely	 time out	 good grades	 grow

Learning Something New

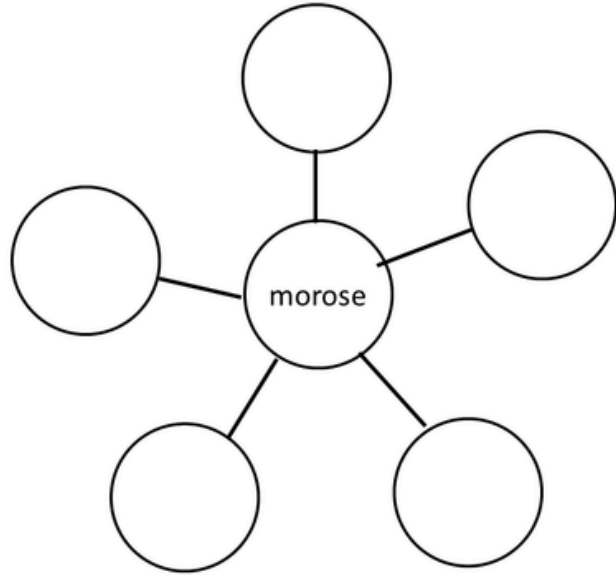
1. I would like to learn how to .
2. I know it might be .
3. I would get to help me.
4. I think it would make me feel .
5. Learning how to do something new is .

Have students pick one choice for each question to complete the writing prompt on the previous page. They could also come up with their own answers!


1	 swim	 ride a bike	 sail	 ski	 dance	
2	 frustrating	 hard	 exhausting	 scary	 terrifying	 exciting
3	 my friend	 my parents	 my teacher	 my grandparents	 brother	 sister
4	 proud	 strong	 brave	 happy	 tired	 excited
5	 fun	 great	 the best	 exciting	 nice	 okay

There are several writing prompts in this unit. This is an **errorless** activity that allows students to write their own story and share it with the class.

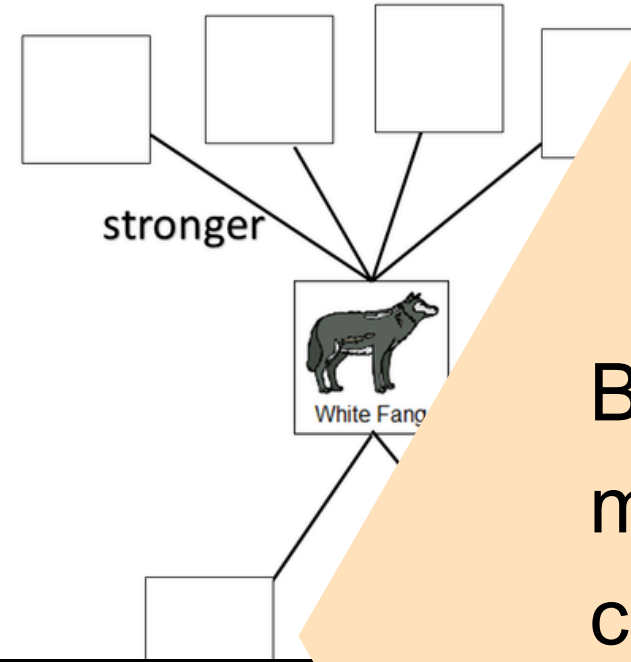
White Fang is often described as feeling morose. What are some other words that mean the same thing as morose?



Help White Fang find his way to Grey Beaver.



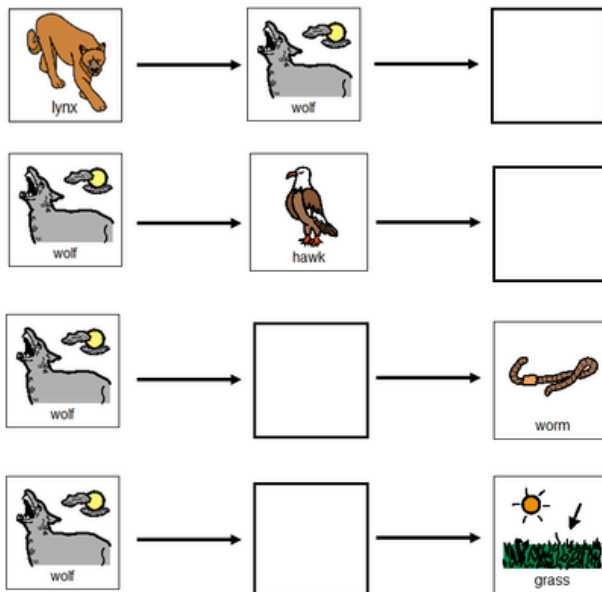
White Fang learns to obey the strong and go after the weak. Knowing that, where would you put the following in relation to White Fang?



Because there are so many activities, you can choose the ones that fit your students the best.

Food Chains

The cub is starting to learn the rules of the wild, especially eat or be eaten. Complete the food chains below that the cub might experience in the wild.



White Fang has now become introduced to dogs. Complete the Venn Diagram showing how and wolves are alike and different?

