

**Special Ed**

# WHEN SNOW FALLS

LITERACY UNIT



Special Needs for Special Kids



**ALSO INCLUDES GOOGLE SLIDES**





These literacy units are something I created and started using in my classroom. I had students with significant challenges and most were **non-readers**. This is a great way to expose all students to some great books.



# When Snow Falls

## Literacy Unit for Special Education

By  
Christa Joy  
Special Needs for Special Kids



Christa Joy, Special Needs for Special Kids

## Table of Contents

Worksheet pages	Title
4-5	Story Board
6-9	Circle map: Things to do in the snow
10-12	Circle map: Things that fall
13-15	Sort nouns and verbs
16-19	Match noun with verb
20-22	Writing prompt: When the Snow Falls
23-24	Terms of Use

In a separate files you will find:

- Activities in color
- Link and directions for digital activities (including the book read aloud)

This unit has **33 pages plus 12 google slides**. There are 5 activities to go with this book to last a full week of instruction.

There are 2 separate files. One has activities in color and one has activities in black and white.

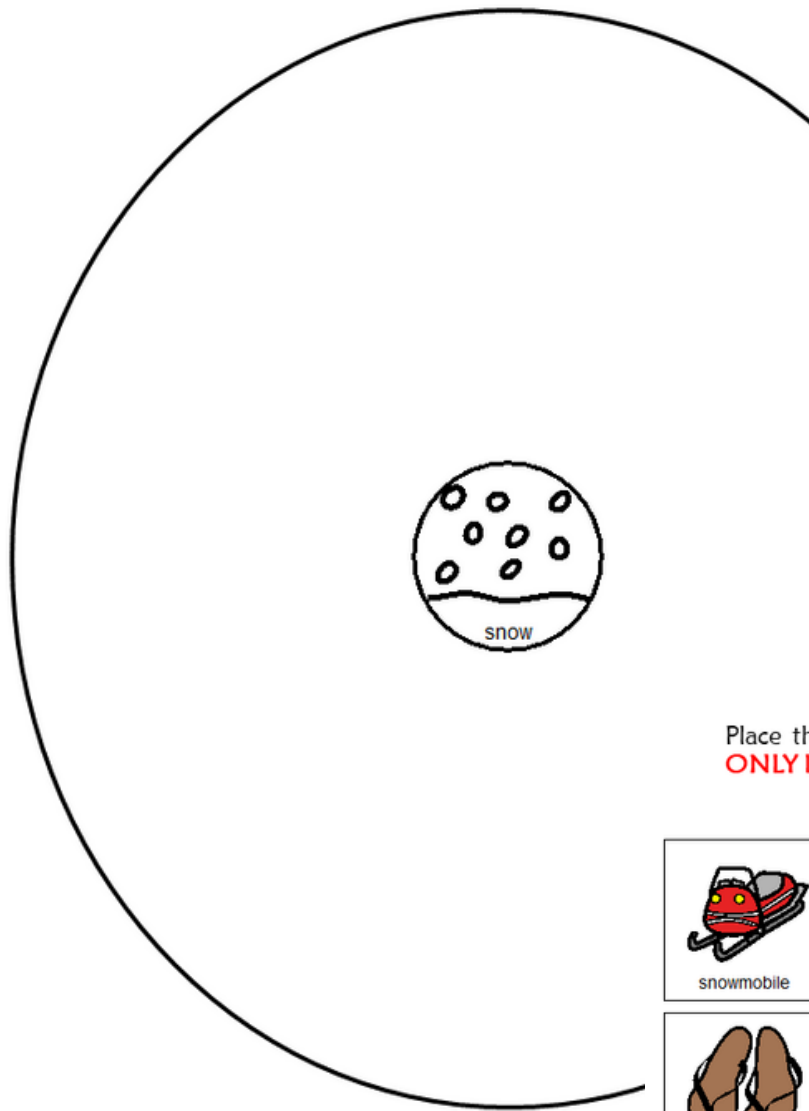
This unit comes with a storyboard.

Storyboards are great for ALL students to assist with participation and engagement in group discussions.

Tips on how to use in the unit!!



What are some things you can do with and in the snow?



Errorless Option

Place the following in the circle map on the previous page, showing things you could do with and in the snow.




Place the following in the circle map on the previous page **ONLY IF** they are things you could do with and in the snow.



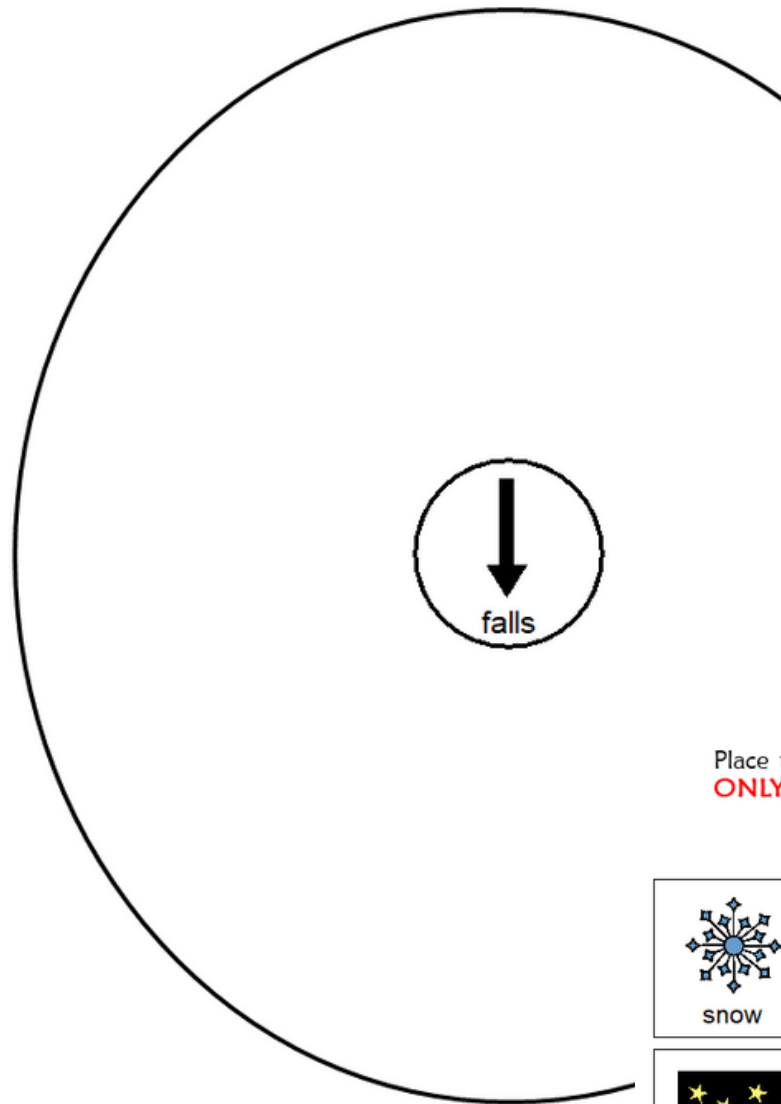
Christa Joy, Special Needs for Special Kids The Picture Communicator by Tobii Dynavox. All Rights Reserved Worldwide. Used with permission of Tobii Dynavox.

There is a circle map about things you can do in the snow. There is an option that only has correct answers and one that has wrong answers mixed in.






What are some things that fall?




Errorless Option

Place the following in the circle map on the previous page, showing things that fall.




Place the following in the circle map on the previous page **ONLY IF** they are things that fall.

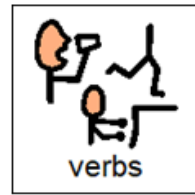



Christa Joy, Special Needs for Special Kids The Picture Commun  
by Tobii Dynavox. All Rights Reserved Worldwide. Used with pe  
trademark of Tobii Dynavox

There is a circle map about things you can do in the snow. There is an option that only has correct answers and one that has wrong answers mixed in.




Sort the nouns and verbs from the story into the correct column.













 zip	 snowplow	 bird	 toot	 snowflake
 hide	 crunch	 Grandpa	 jacket	 roll
 snowball	 tickle	 call	 Grandma	 sing
 wheel	 dig	 train	 push	 rabbit

Students will nouns and verbs from the book. There are suggestions for differentiation included.













Match the best verb that goes with each noun below.

 jacket	<input type="text"/>	 snowplow	<input type="text"/>
 bird	<input type="text"/>	 snowball	<input type="text"/>
 hot chocolate	<input type="text"/>	 boots	<input type="text"/>
 snowflakes	<input type="text"/>	 kids	<input type="text"/>
 lips	<input type="text"/>	 popcorn	<input type="text"/>

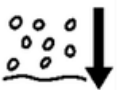
Christa Joy, Special Needs for The Picture Communication Symbols ©1981-2018 by Worldwide. Used with permission. Boardmaker®

Match the best verb that goes with each noun below.

 jacket	<input style="border: 2px solid red;" type="text"/>	 snowplow	<input style="border: 2px solid yellow;" type="text"/>
 bird	<input style="border: 2px solid blue;" type="text"/>	 snowball	<input style="border: 2px solid green;" type="text"/>
 hot chocolate	<input style="border: 2px solid magenta;" type="text"/>	 boots	<input style="border: 2px solid black;" type="text"/>
 snowflakes	<input type="text"/>	 kids	<input style="border: 2px solid cyan;" type="text"/>
 lips	<input type="text"/>	 popcorn	<input style="border: 2px solid orange;" type="text"/>

Special Needs for Special Kids  
©1981-2018 by Tobii Dynavox. All Rights Reserved  
©2018 by Tobii Dynavox. Boardmaker® is a trademark of Tobii Dynavox

Match the verb with the noun on the previous page.

 fall	 laugh	 zip	 smile	 crunch
 pop	 push	 drink	 sing	 roll

 fall	 laugh	 zip	 smile	 crunch
 pop	 push	 drink	 sing	 roll

Students will match the best verb that goes with each noun. Most of these sets are from the book as well. There is a color-coded option provided for students who need more support.





# When the Snow Falls

When the snow falls, I put on my .

When the snow falls, I get out my .

We go outside and  when the snow falls.

I see lots of  when the snow falls.

We like to warm up with some  after the snow falls.



Christa Joy, Special Needs for Special Kids The Picture Communication Symbols ©1981-2019 by Tobii Dynavox. All Rights Reserved Worldwide. Used with permission. Boardmaker® is a trademark of Tobii Dynavox

Students will write a story about what they like to do when snow falls. This is an errorless activity that allows students to write their own story independently.



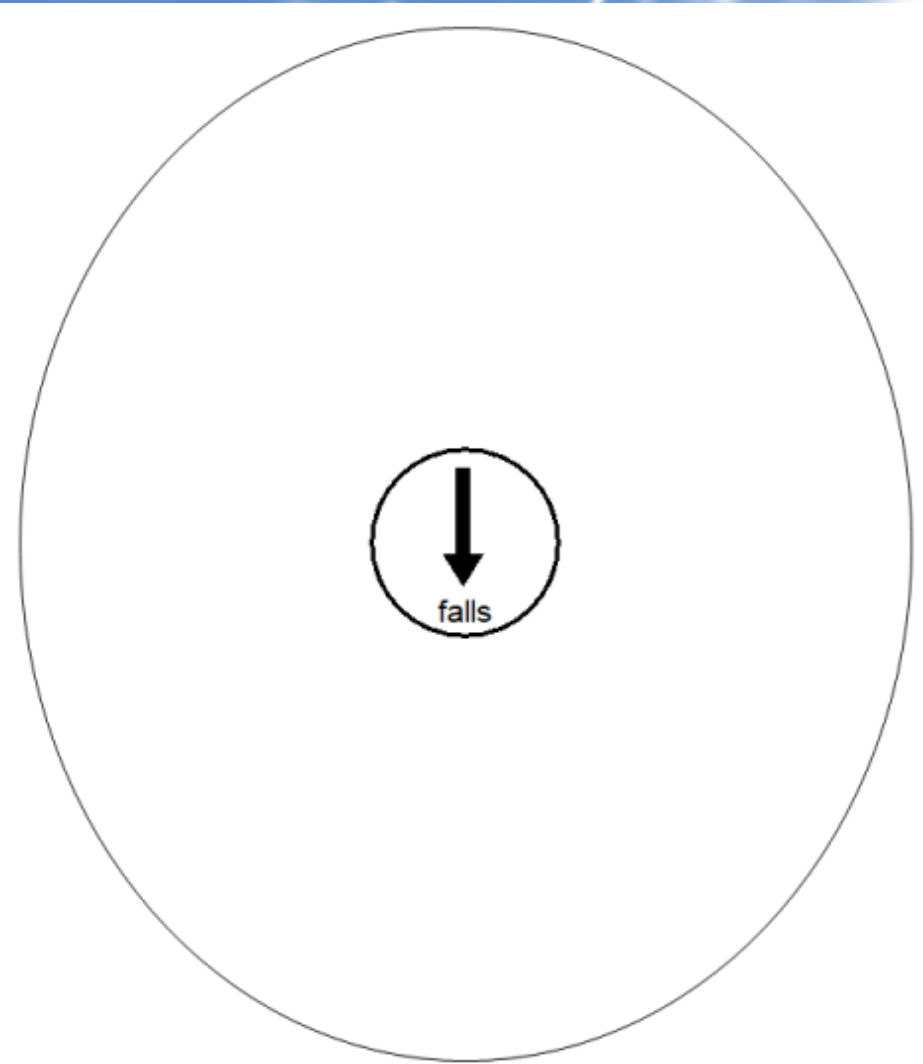
Listen to  
When Snow  
Falls read  
aloud












There is a video of the  
book read aloud. This is  
a video from YouTube.

























Place the following in the circle showing things that can fall.

 snow	 rain	 leaves	 pine
 nuts	 stars	 hail	
 temperature	 fruit		

There are digital versions of the activities included. Students click and drag the answers.



Sort the words into the correct column depending on if it is a noun or a verb. If you are not sure, place it on the middle line.

 zip	 snowplow	 bird	 toot	 snowflake
 snowflake	 hide	 crunch	 Grandpa	
 jacket	 roll	 wheel	 tickle	
 Grandma	 sing	 train	 push	

Christa Joy, Special Needs for Special Kids  
The Picture Communication Symbols ©1981-2019 by Tobii Dynavox. All Rights Reserved  
Worldwide. Used with permission. Boardmaker® is a trademark of Tobii Dynavox

There are 2 sets, one that includes differentiation shown here.





**[Click Here to read more!!](#)**

I realize there will be some students out there unable to do cutting activities. I have a blog post with ways to complete activities without a pair of scissors!!