

SPECIAL
EDUCATION

US FEDERAL RESERVE

WITH GOOGLE SLIDES





For students who:

- are emerging or non-readers
- take alternate assessments
- are in special education
- short-attention span
- lack pre-requisite skills
- benefit from the use of pictures for support

US Economy & Federal Reserve

By
Christa Joy
Special Needs for Special Kids



Christa Joy, Special Needs for Special Kids
The Picture Communication Symbols ©1983-2018 by Tobii Dynavox. All Rights Reserved
Worldwide. Used with permission. Boardmaker® is a trademark of Tobii Dynavox

Table of Contents

Pages	Activity
4-5	Vocabulary board
6-10	Vocabulary cards
11-22	Vocabulary cut and paste
23-26	Circle map
27-32	Label branches and functions for Federal Reserve
33-37	Venn Diagram (Federal Reserve vs local bank)
38-42	Match functions of government organization
43-50	Inflation flow charts
51-56	Close Worksheets
57-63	Vocabulary Sudoku
64-65	Vocabulary Word Search
66-76	Assessment
77-78	Terms of Use

In a separate files there are:

- lesson plan
- voice recorded PowerPoint
- Directions and links to digital activities
- US Economy and Federal Reserve book (PowerPoint)
- Activities in black and white

This unit contains 15 days of materials. I have included a detailed lesson plan to help you make the most of everything in this unit including how to add some group activities.

There are 2 separate files, one in color one in black and white.

Based on state extended standards

Quick Look

Day	Activity	Day	Activity
1	<ul style="list-style-type: none"> Book Vocab cards introduction Circle map 	9	<ul style="list-style-type: none"> Book Vocab cards activity Inflation flow chart
2	<ul style="list-style-type: none"> Book Vocab cards activity Id branches and functions 	10	<ul style="list-style-type: none"> Book Vocab cards cut and paste Vocabulary puzzle
3	<ul style="list-style-type: none"> Book Vocab cards activity Id branches and functions 	11	<ul style="list-style-type: none"> Book Vocab cards cut and paste Vocabulary puzzle
4	<ul style="list-style-type: none"> Book Vocab cards activity Venn Diagram 	12	<ul style="list-style-type: none"> Book Vocab cards activity Close worksheet
5	<ul style="list-style-type: none"> Book Vocab cards activity Match organization to function 	13	<ul style="list-style-type: none"> Book Vocab cards activity Close worksheet
6	<ul style="list-style-type: none"> Book Vocab cards activity Match function to organization 	14	<ul style="list-style-type: none"> Book Vocab cards activity Close worksheet
7	<ul style="list-style-type: none"> Book Vocab cards activity Inflation flow chart 	15	<ul style="list-style-type: none"> Review or Assessment
8	<ul style="list-style-type: none"> Book Vocab cards activity Inflation flow chart 		

15 day Lesson Plan

The lesson plans contain:

- Overall tips for teaching students with significant needs
- A quick look at what you will do each day
- Detailed instructions on how that day's lesson should run

Day 1

Activity	Notes	Materials
Read or listen to a recording of the book (15 minutes)	<ul style="list-style-type: none"> Since this is the first time students are seeing the book, I focus a lot on the pictures <ul style="list-style-type: none"> Ask lots of questions about what they might think the pictures mean or may relate to Make connections between book and vocabulary board (have students find relevant symbols on their boards to go with a concept or photo on page.) Go through the book twice, once just looking at the photos and a second time reading the story 	<ul style="list-style-type: none"> Book Vocabulary board
Vocabulary cards (5 minutes)	<ul style="list-style-type: none"> This first day, I am just introducing and allowing the students to explore/look at the cards Make connections between cards and vocabulary board (have students matching symbols on the board) 	<ul style="list-style-type: none"> Vocabulary cards Vocabulary board
Circle Map (10 minutes)	<ul style="list-style-type: none"> Do the circle map about the Federal Reserve Choose the best version (errorless or not) depending on the learning level of your students Students cut out symbols and place in circle map Make connections to the book as necessary 	<ul style="list-style-type: none"> Circle map Scissors Glue
Sharing (10 minutes)	<ul style="list-style-type: none"> Each student shares their circle map with the group using the communication method of their choice This repetition is so important. Students are hearing the relevant vocabulary when: <ul style="list-style-type: none"> Read the story Review the vocabulary cards and board Complete the circle map Share the circle map 	<ul style="list-style-type: none"> Completed circle maps Communication devices



Christa Joy, Special Needs for Special Kids
 The Picture Communication Symbols ©1981–2019 by Tobii Dynavox. All Rights Reserved
 Worldwide. Used with permission. Boardmaker® is a trademark of Tobii Dynavox

This unit comes with a vocabulary board.

Vocabulary boards are great for ALL students to assist with participation and engagement in group discussions.

Tips on how to use in the unit!!

The **Federal Reserve** was created in 1913 and is the nation's largest bank. It is located in Washington DC.



The United States uses an economic system based on capitalism called **democratic capitalism**.



PowerPoint

A 51-page book with simple text and photos outlines the roles and powers of the Federal Reserve.

It comes in a PowerPoint version and movie (mp4) format (so you don't have to print them out.)

Vocabulary

economy

System for allocating resources to meet people's needs and wants.



democratic capitalism

Form of capitalism where the government has some (not a lot) of say in what businesses can do.



12 Reserve Banks

Work with smaller banks and handle all the money used to run the government.



central bank

Refers to the Federal Reserve. It controls the overall supply of money in the country as well as what currency is used.



Federal Reserve

Large bank in Washington DC founded in 1913 that is in charge of all the banks and money in the country.



banking panic

Occurred in late 1800's. One bank would run out of money and close. This made other people pull money out of other banks, causing them all to close.



inflation

When prices get too high and there are not enough jobs. People struggle and the economy is weak.



taxes

Portion of a paycheck that a person gives to the government to help it run.



Medicare & Medicaid



Social Security



infrastructure



interest rates



Match the pictures with the definitions on the previous pages.




Christa Joy, Special Needs for Special Kids
The Picture Communication Symbols ©1981-2018 by Tobii Dynavox. All Rights Reserved
Worldwide. Used with permission. Boardmaker® is a trademark of Tobii Dynavox

There are vocabulary cards in color and black and white.

Included are suggestions for group activities to do with these each day, including a cut-and-paste activity.

Circle maps

Errorless version
Cut apart pictures and place in circle map about the US economy.



Cut apart pictures and place in circle map **ONLY IF** they relate to the US economy.



This unit has a circle map summarizing facts from the book (PowerPoint).

Includes:

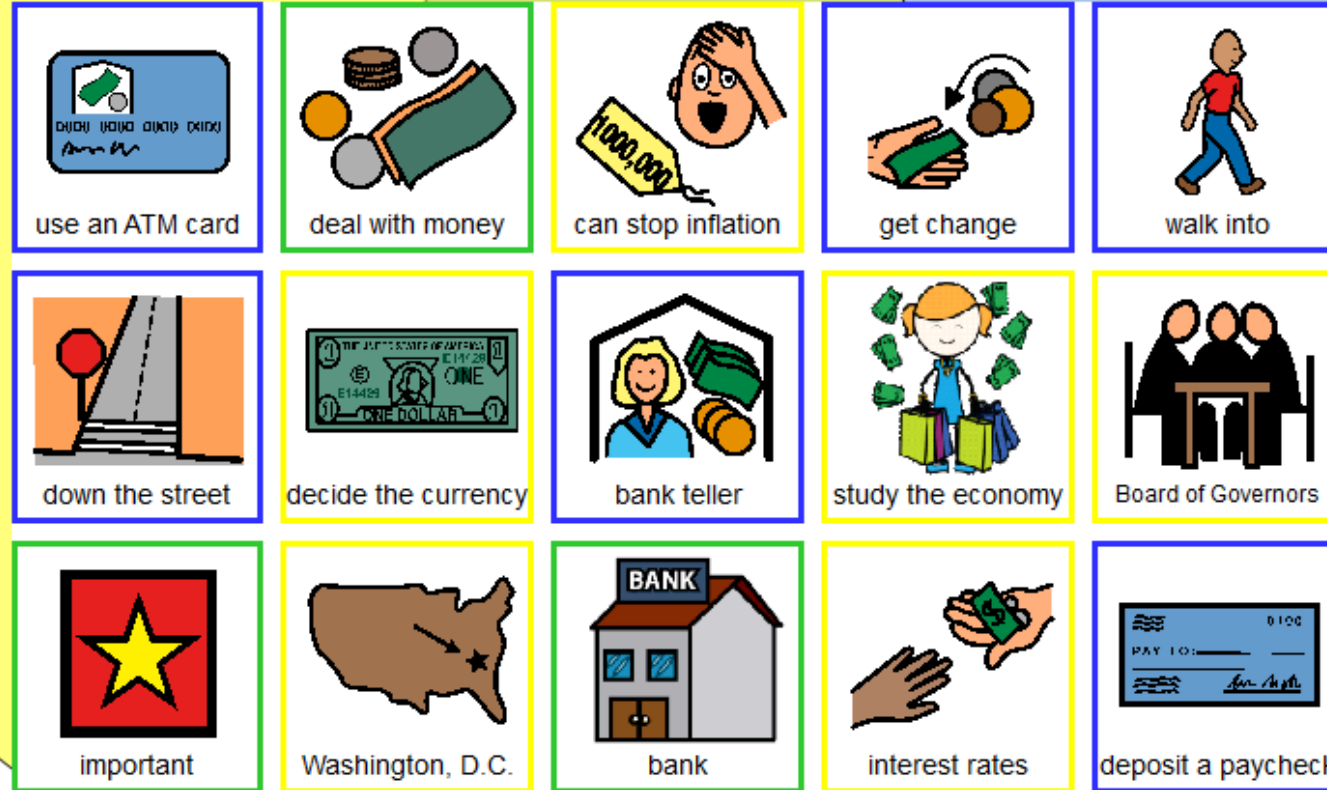
- Errorless version
- Version with wrong answers mixed in



Federal Reserve

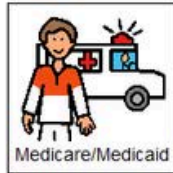



local bank



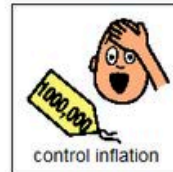

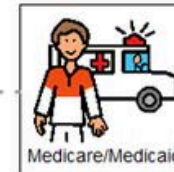
There is a Venn diagram comparing the Federal Reserve and local banks. There is a color-coded version included (shown here) for students who need more support.

Draw a line matching the organization to its function.



Christa Joy, Special Needs for Special Kids
The Picture Communication Symbols ©1981-2019 by Tobii Dynavox. All Rights Reserved
Worldwide. Used with permission. Boardmaker® is a trademark of Tobii Dynavox

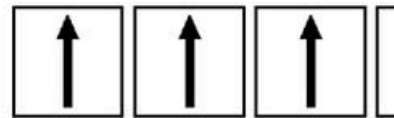

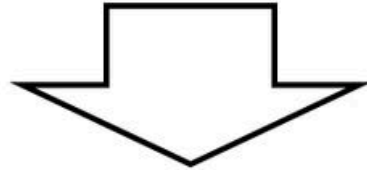
Draw a line matching the function to the organization.



Christa Joy, Special Needs for Special Kids
The Picture Communication Symbols ©1981-2019 by Tobii Dynavox. All Rights Reserved
Worldwide. Used with permission. Boardmaker® is a trademark of Tobii Dynavox

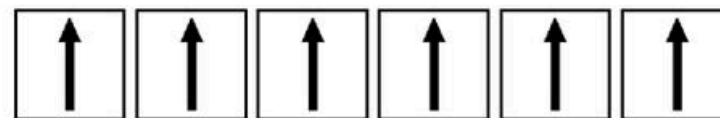
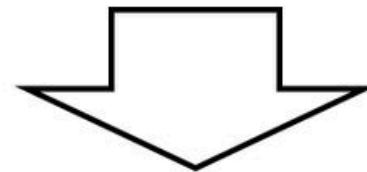
There are 2 matching activities, matching the function of each organization. A differentiated version with dashed lines for students to trace is included.

Inflation Increasing ↑



Christa Joy, Special Needs
The Picture Communication Symbols ©1981-2019
Worldwide. Used with permission. Boardmaker





Inflation Decreasing ↓



Christa Joy, Special Needs for Special Kids
The Picture Communication Symbols ©1981-2019 by Tobii Dynavox. All Rights Reserved
Worldwide. Used with permission. Boardmaker® is a trademark of Tobii Dynavox

There are several flow charts showing things that affect inflation.

differentiated



Several organizational charts look at the Federal Reserve and the duty of each branch.

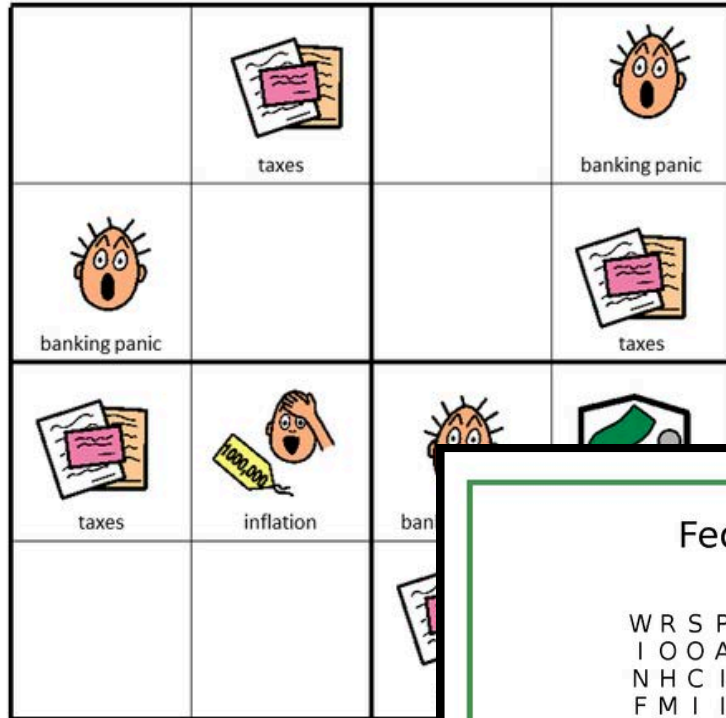
Christa Joy, Special Needs for Special Kids

government budget	follow the rules	set currency	creates the rules	control inflation	work with local banks
government budget	follow the rules	set currency	creates the rules	control inflation	work with local banks

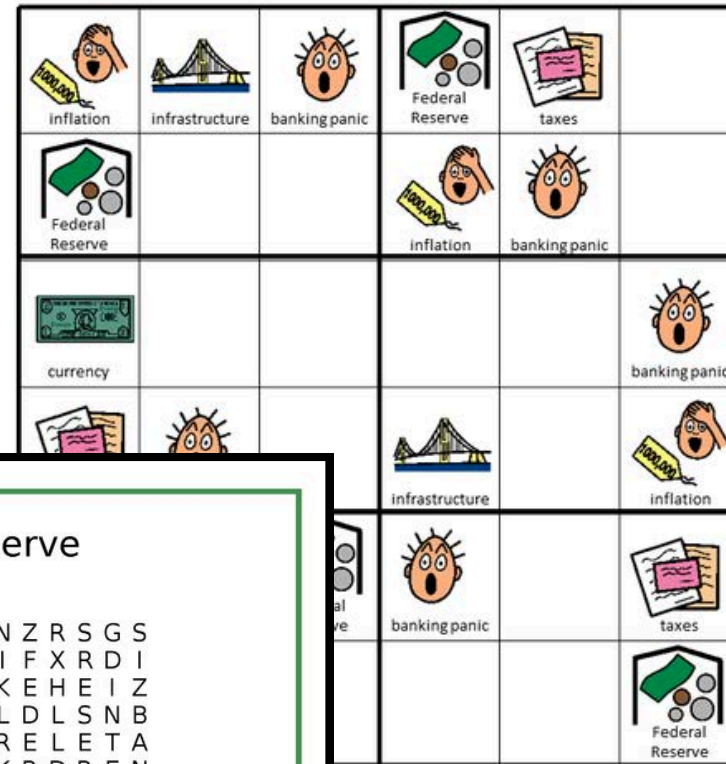
Christa Joy, Special Needs for Special Kids
 The Picture Communication Symbols ©1981–2019 by Tobii Dynavox. All Rights Reserved
 Worldwide. Used with permission. Boardmaker® is a trademark of Tobii Dynavox

Vocabulary

Federal Reserve



Federal Reserve



Federal Reserve

W R S P I D Y D I N Z R S G S
 I O O A G O S W N I F X R D I
 N H C I B M X T F K E H E I Z
 F M I I D C U A L L D L S N B
 R C A C M U O X A R E L E T A
 A E L D Y R B E T K R D R E N
 S N S M V R D S I J A Q V R K
 T T E M Q E M G O O L E E E I
 R R C N J N E D N R R C B S N
 U A U A O C D V Q A E O A T G
 C L R B U Y I T P D S N N R P
 T B I N Q Q C C E W E O K A A
 U A T Q E R A W T C R M S T N
 R N Y F K C R I T T V Y V E I
 E K U F D S E D V C E N R S C

- | | | | |
|-----------------|----------------|-----------------|---------------|
| Federal Reserve | infrastructure | Social security | banking panic |
| central bank | Reserve Banks | currency | inflation |
| economy | interest rates | Medicare | taxes |

There are vocabulary puzzles included:

- 2 Sudoku puzzles
- Word search

Federal Reserve

1. The Federal Reserve is in charge of the for the US.

2. The Federal Reserve helps to keep low and steady.

3. The Federal Reserve was formed to help stop the that were occurring in the late 1800's.

4. The Federal Reserve Act made sure every bank had enough .

5. The Federal Reserve is made up of components that all work together.



economy

3

three



money



banking panics



inflation

Federal Reserve

6. The Board of Governors studies the .

7. The Board of Governors also makes all the .

8. The makes sure the rules are followed.

9. The 12 Reserve banks work with local .

10. The 12 Reserve Banks are also in charge of the money to run our .



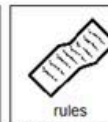
Federal Open Market Committee



banks



economy



rules



government

The Picture Communication Symbols ©1981-2019 by Tobii Dynavox. All Rights Reserved Worldwide. Used with permission. Boardmaker® is a trademark of Tobii Dynavox.


Quiz/review

Close worksheets are a great informal assessment. This unit has worksheets that review facts about Federal Reserve and how it is organized.

Answer key included.

Version 1

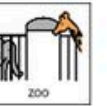
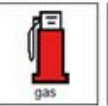
1. The Federal Reserve oversees the United States':



2. The Federal Reserve was established to stop:




3. Circle all the parts of the Federal Reserve:



4. The main goal of the Federal Reserve is to control:



5. When inflation is low, there are plenty of jobs are:




Christa Joy, Special Needs for Special Kids
The Picture Communication Symbols ©1981-2019 by Tobii Dynavox. All Rights Reserved
Worldwide. Used with permission. Boardmaker® is a trademark of Tobii Dynavox.


Version 2

Print onto cardstock or mount on index cards. Cut pictures apart and show student answer choices for each question.

Q 3




Board of Governors



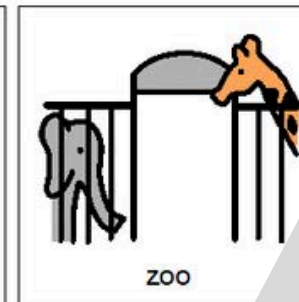
president




Federal Open Market Committee




12 Reserve Banks



zoo



inflation



piggy banks

Christa Joy, Special Needs for Special Kids
The Picture Communication Symbols ©1981-2019 by Tobii Dynavox. All Rights Reserved
Used with permission. Boardmaker® is a trademark of Tobii Dynavox.

- Version 3
- The Federal Reserve oversees the United States':
 - weather
 - president
 - economy
 - The Federal Reserve was established to stop:
 - banking panics
 - stealing
 - Christmas
 - Circle all the parts of the Federal Reserve:

A. Board of Governors	D. gas
B. president	E. 12 Reserve Banks
C. Federal Open Market Committee	F. zoo
 - The main goal of the Federal Reserve is to control:
 - temperature
 - inflation
 - piggy banks
 - When inflation is low, there are plenty of jobs, and prices are:
 - low
 - high
 - equal
 - When inflation is high, the prices are high, and there are not enough:
 - doughnuts
 - bikes
 - jobs

Christa Joy, Special Needs for Special Kids
The Picture Communication Symbols ©1981-2019 by Tobii Dynavox. All Rights Reserved
Worldwide. Used with permission. Boardmaker® is a trademark of Tobii Dynavox.

Assessment

FINALLY the assessment!! There are 3 versions. This version has 10 questions with 3 picture choices for each question.

Answer key included.

Watch the movie on the US Economy and Federal Reserve

The Federal Reserve tries to keep inflation low. This means that prices are not too high and lots of people are working. So people have a lot of money to spend, and the cost of their favorite thing is not too high.



This unit also has digital activities. There is a movie version of the books students can listen to read aloud.

Make great independent work centers









Duty Duty Duty

Duty



Duty Duty

Identify the duties of each branch of the Federal Reserve.

 government budget	 follow rules	 set currency
 create rules	 control inflation	 work with local banks

The digital activities have students click and drag their answers.

Perfect for every learning level



Which organization is responsible for each function?



Christa Joy, Special Needs for Special Kids
The Picture Communication Symbols ©1981-2019 by Tobii Dynavox. All Rights Reserved
Worldwide. Used with permission. Boardmaker® is a trademark of Tobii Dynavox

There are 2 sets of slides. One set has color-coding for more support.

The background of the slide is a collage of various US dollar bills, including one, five, and ten dollar bills, arranged in a circular pattern. The bills are slightly faded and overlapping, creating a textured, financial-themed background.

This resource comes in a zipped folder. You will need to unzip the folder to access all the contents which include:

- 15 days of lesson plans
- Federal Reserve activities in color
- Federal Reserve activities in black and white
- Voice-recorded PowerPoint show
- US Economy and Federal Reserve book (PowerPoint) to use with activities
- Links and directions to digital activities

Save money and get this unit as part of the
Government and Civics Bundle

[Click Here](#)

