

TREASURE ISLAND

**INCLUDES
ADAPTED
NOVEL**

35 activities

5 comprehension
questions/chapter

Special Needs for Special Kids





These novel units are something I created and started using in my classroom. I had students with significant challenges, and most were **non-readers**. They were the best thing I ever did, and my students LOVED them.

Jim and Long John Silver, the ship's cook, meet at the inn. Silver uses crutches to move around because he has only one leg, but Jim is surprised by how friendly and cheerful he seems. Silver ensures that he and Jim will get along great, and Silver will be sure to watch out for him and teach him what he needs to know.



© Christa Joy SNGK

As the ship drifts closer, a strong smell comes from the island. The air carries the scent of damp earth, rotting plants, and swampy ground. Doctor Livesey notices the smell, calls it unhealthy, and warns that the island may contain sickness or fever.



© Christa Joy SNGK

63

Since this book is in the public domain, I have created an **adapted version of the novel.**

It comes as:

- PowerPoint (176 slides)
- Google Slides
- Text-only document

As they talk, Ben excitedly reveals that he is rich. He explains that he has already found the treasure that everyone else is searching for. Ben says that if Jim can help him get safely off the island, he will gladly pay him a share of the treasure.



Before Jim can respond, a loud cannon fires from the direction of the ship. The sudden sound startles him and reminds him of the danger his friends face. Without hesitation, Jim breaks away and runs back toward the shore, desperate to find out what is happening aboard the Hispaniola.



When the mutineers attack, they manage to force their way into the stockade. Fighting breaks out suddenly and violently. Outside, Jim sees Dr. Livesey chasing a mutineer down the hill. Jim follows and watches as the doctor catches the man and strikes him down.



When Jim reaches the ship, he begins cutting the anchor line. He works very slowly and carefully, slicing the rope strand by strand. Jim knows that if the rope breaks too quickly, the ship could surge forward and pull his small boat under the water. Every moment is dangerous, and he stays focused despite his fear.



Table of Contents

Worksheet pages	Activity	Chapter
5	Suggestions for use	
6	Story board	
7	Title and Author	
8-9	Sorting adult and kid beverages	1
10	Alternatives to fighting	2
11	Reasons people die	3
12-13	Things that scare you	4
14	Panic	5
15	Secrets ok and not ok to keep	6
16-17	Saying goodbye	7
18	To, too and two	8
19-20	People you can and cannot trust	9
21	Eavesdropping	10
22	Mutiny	11
23-24	Good news vs Bad news	12
25-26	Things that do and do not stink	13
27-29	Being brave	14
30-31	How would you survive on a deserted island?	15
32-33	Good vs bad supplies to take to stockade	16
34-35	Sink or float	17
36-37	Things you are proud of	18

Christa Joy, SNSK
The Picture Communication Symbols ©1981–2019 by Tobii Dynavox. All Rights Reserved
Worldwide. Used with permission. Boardmaker® is a trademark of Tobii Dynavox

Worksheet pages	Activity	77-78Chapter
38-39	Whose flag is raised?	19
40-42	What does a truce look like?	20
43-44	Things that take courage	21
45-46	Help Jim find the white rock	22
47	Things that are dangerous	23
48-49	Match the smaller version	24
50-51	Jobs easier with 2 people	25
52-54	Suspicious	26
55-57	Things that can make light	27
58-59	Telling the truth writing prompt	28
60-62	Things made of paper	29
63-64	Treating symptoms	30
65-66	Reading a treasure map	31
67-68	My Ghost Story	32
69-71	Things that make you angry	33
72-73	My Treasure Hunt	34
74-76	Other units	extra
77-78	Terms of use	

Christa Joy, SNSK
The Picture Communication Symbols ©1981–2019 by Tobii Dynavox. All Rights Reserved
Worldwide. Used with permission. Boardmaker® is a trademark of Tobii Dynavox

This novel unit has **35 different activities**. These activities are NOT comprehension-based. So, even if your students do not pay attention, they can still complete the activity.

How would you survive on a deserted island?

I think I could last three on a deserted island.

I would want with me.

I would get for to eat.

I would use to stay warm.

To have fun, I would .



minutes	hours	days	weeks	months	years
friends	food	a video game	a book	a radio	
berries	fish	fruit	coconut	meat	vegetables
campfire	a blanket	the sun	a sleeping bag	a quilt	a tent
dance	sing	fish	swim	hike	explore

For example, students will complete a writing prompt about surviving on a deserted island.

This is an errorless activity.

Each time you finish a chapter, there will be an activity your students can do.

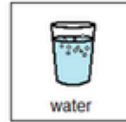
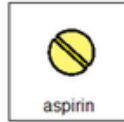
The activity will relate to something that occurred in the chapter.

These are cut-and-paste activities that are supported with pictures.

Optional: Quiz student's comprehension by having them answer multiple-choice questions about that chapter.

ALIGN WITH ADAPTATION INCLUDED

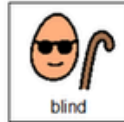
1. What does the captain beg Jim to get for him?



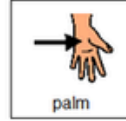
2. What happened to Jim's father?



3. What was wrong with the man who demanded to see the captain?



4. The blind man put something in the captain's what?




5. What happened to the captain?



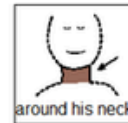
Christa Joy, SNSK

The Picture Communication Symbols ©1981-2020 by Tobii Dynavox. All Rights Reserved Worldwide. Used with permission. Boardmaker® is a trademark of Tobii Dynavox


1. Were Jim and his mother able to find someone to help them defend the inn?



2. Where did they find the captain's key?




3. Did they find some gold in the chest?



4. Who did they hear coming down the road and trying to get inside the inn?



5. What happened to Jim's mother?



Christa Joy, SNSK

The Picture Communication Symbols ©1981-2020 by Tobii Dynavox. All Rights Reserved Worldwide. Used with permission. Boardmaker® is a trademark of Tobii Dynavox

This unit does come with comprehension questions. There are 5 questions for every chapter. Each question has 3 picture choices. They are in color and black and white.

Answer key included!!

Suggestions for Use

- I made this unit to go along with the book, *Treasure Island* by Robert Louis Stevenson.
- *The activities and chapter questions align with the adaptation that is included in this unit.*
- I figured that you would be reading it aloud to your class at a rate of about 1 chapter per day.
- Be sure to give each student their own copy of the storyboard (pg. 5) to use while reading and discussing the story.
- Benefits of reading out loud, even to classes made up of severely affected students:
 - Teaches students to sit quietly even when there isn't something for them to do. This is such an important life skill. We all have to spend time sitting and listening to someone we are not that interested in at some point.
 - Parents will LOVE you. Not only will they be excited that their child is being exposed to age-appropriate material, but you are teaching them how to sit quietly, which will hopefully transfer to home as well.
 - Even with your lowest-level learners, you will have 1 or 2 that will truly enjoy the story.
 - It can be a calming experience to sit and listen to the teacher read methodically.
- For students who need more structure, place the number of Post-it notes in front of him/her that corresponds to the number of pages you intend to read. Remove a Post-it as you finish each page. The visual will help lessen their anxiety.
- You will find 1 activity for each chapter. You will still have plenty to choose from and find those that fit best with your students.
- Differentiation:
 - For any activity, you can quickly differentiate for your lower-level learners by using a color-coding technique.
 - If sorting, outline each sorting category in a specific color and then outline the corresponding pictures in the same color.
 - Becomes a matching task.
- This unit includes 5 questions for each chapter.
- An answer key is included.

I have provided suggestions on how this activity worked best in my classroom. I typically had 6-8 students and one adult assistant in the room with me.

Treasure Island Novel Unit for Special Education

By
Christa Joy
Special Needs for Special Kids



This entire novel unit comes in 2 separate files. One is completely in color and one is completely in black and white.



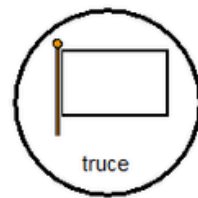

This unit comes with a vocabulary board.

Vocabulary boards are great for ALL students to assist with **participation and engagement** in group discussions.

Tips on how to use in the unit!!

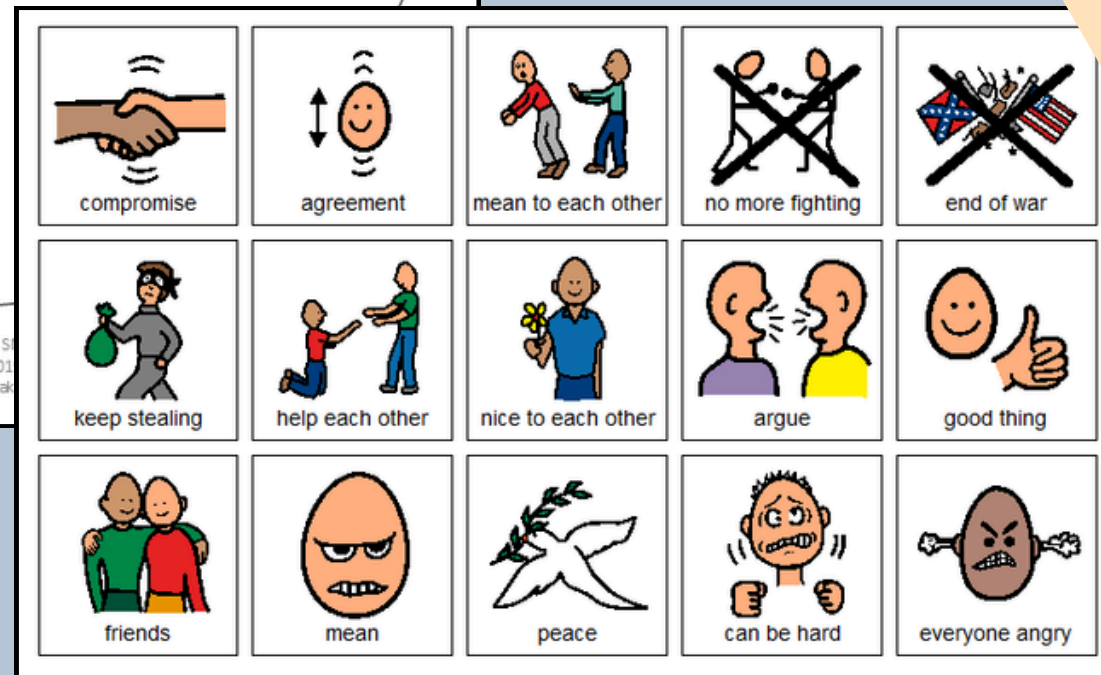
Captain Silver says he has come for a truce. What exactly does a truce look like?

ERRORLESS VERSION




There are circle maps in this unit.

Circle maps are a great way for students to see the big idea.












**WRONG ANSWERS
MIXED IN**

Hands agrees to help Jim sail the ship. Some jobs are easier with 2 people. What are some jobs you can do on your own, and what are some that need more than one person?




Sort into the correct column on the previous page. Some of these could be both but try to pick the best column.







 build a cabin	 shower	 play catch	 dance	 write a note
 color	 celebrate	 read	 put up a tent	 see-saw
 play a game	 watch TV	 lift something heavy	 listen to music	 take a test

There are sorting activities.







Directions for adding color coding for differentiation are included.

The coracle is a very small boat compared to the Hispaniola, but they are still both boats. Look at each object below and match the object that would be a small version. They are NOT identical, just similar.



 ostrich	 whale
 layer cake	 skyscrapers
 cruise ship	 lion

Match the smaller object below to the one it most closely goes with on the previous page.

 kitten	 cabin	 boat
 bellbird	 cupcake	 fish

There are matching activities.

Directions for adding color coding for differentiation are included.

My Treasure Hunt

I went on a looking for treasure.


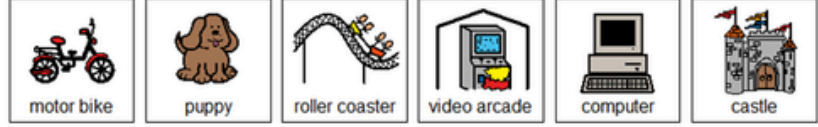
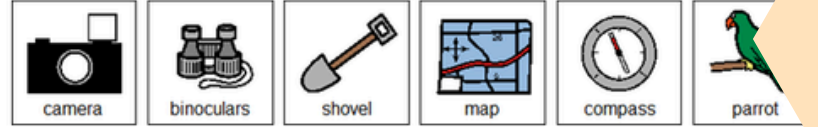
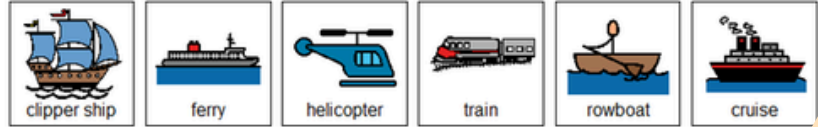
I took a with me.



When I got there, I found a lot of .



I plan to use my treasure to buy .

When it was time to go back home, I felt .





This unit includes several writing prompts. This errorless activity allows students to write their own stories and share them with the class.


Find which flag you think each person would raise.


 Captain Silver	<input type="checkbox"/>	 Captain Smollett	<input type="checkbox"/>
 baker	<input type="checkbox"/>	 farmer	<input type="checkbox"/>
 Native American	<input type="checkbox"/>	 carpenter	<input type="checkbox"/>
 priest	<input type="checkbox"/>	 fisherman	<input type="checkbox"/>


The Captain and the stranger got into a fight. There are lots of alternatives to fighting someone. Complete the statements below using the pictures on the next page or come up with your own ideas.



Instead of  you can

Instead of  you can

Instead of  you can

Instead of  you can

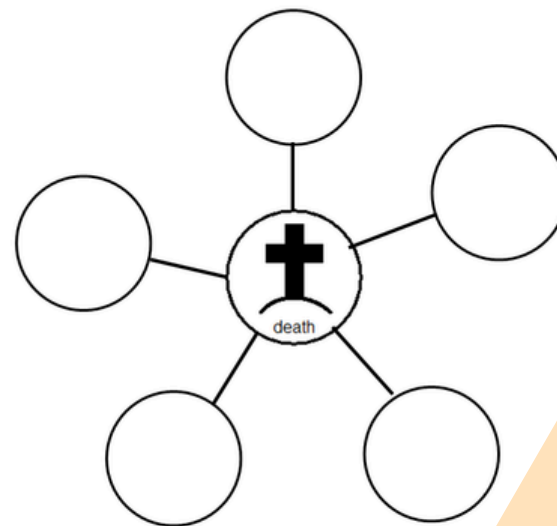
Instead of  you can

CH 2

Christa Joy, SNGK
The Picture Communication Symbols ©1981-2018 by Tobii Dynavox. All Rights Reserved Worldwide. Used with permission. Boardmaker® is a trademark of Tobii Dynavox.

What are some reasons people die?



Christa Joy, SNGK
The Picture Communication Symbols ©1981-2018 by Tobii Dynavox. All Rights Reserved Worldwide. Used with permission. Boardmaker® is a trademark of Tobii Dynavox.

Help Jim find his way to the white rock.

CH 22

Christa Joy, Special Needs for Special Kids The Picture Communication Symbols ©1981-2018 by Tobii Dynavox. All Rights Reserved Worldwide. Used with permission. Boardmaker® is a trademark of Tobii Dynavox.

58

Because there are so many activities, you can choose the ones that fit your students the best.