





THERE'S A
HOLE
IN THE
LOG

ON THE BOTTOM OF THE LAKE



Special Needs for Special Kids



These literacy units are something I created and started using in my classroom. I had students with significant challenges and most were **non-readers**. This is a great way to expose all students to some great books.

There's a Hole in the Log at the Bottom of the Lake

Literacy Unit for Special Education

By

Christa Joy

Special Needs for Special Kids




Table of Contents

Worksheet pages	Title
4-6	Story Board
7-12	Circle map: things in a lake
13-14	Match the preposition
15-19	Sorting things on top and below the water
20-27	Food chains in a lake
28-32	Writing prompt: What I saw in the lake
33-34	Terms of Use

In a separate file, there are directions and links to digital versions of these activities.

This unit includes 5 activities to accompany this book, enough to last a full week of instruction.















ChristaJoy, Special Needs for Special Kids
 The Picture Communication Symbols ©1981–2018 by Tobii Dynavox. All Rights Reserved
 Worldwide. Used with permission. Boardmaker® is a trademark of Tobii Dynavox





















This unit comes with a storyboard.

Storyboards are great for ALL students to assist with participation and engagement in group discussions.

Tips on how to use in the unit!!

ERRORLESS

 cattails	 snake	 raccoon	 frog	 heron
 fly	 gnat	 fish	 snail	 turtle
 beaver	 lily pad	 dragon fly	 goose	 otter

 cattails	 snake	 raccoon	 walrus	 heron
 penguin	 gnat	 fish	 snail	 turtle
 beaver	 lily pad	 shark	 goose	 otter
 fly	 octopus	 dragon fly	 frog	 sea horse

There is a circle map showing what lives in and around a lake.

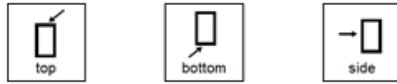
There is an option that contains only correct answers, and another that includes wrong answers.

WRONG ANSWERS MIXED IN

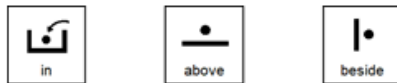
Christa Joy, Special Needs for Special Kids The Picture Communication Symbols
Dynavox. All Rights Reserved Worldwide. Used with permission. Boardmaker
Dynavox

Circle the correct answer

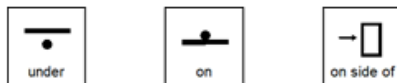
1. The log was on the _____ of the lake.



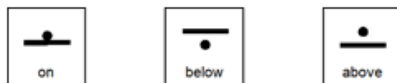
2. The frog was _____ the hole.



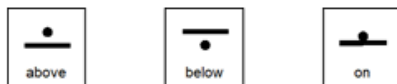
3. There was a hair _____ the frog's head.



4. The fly was _____ the hair.



5. The gnat was _____ the fly.



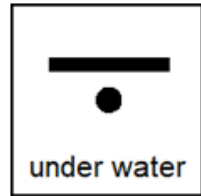
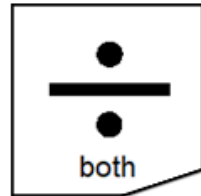
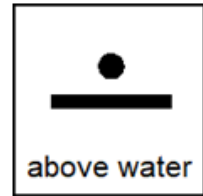
6. The fish was _____ the frog.



Students choose the correct preposition to finish each sentence.

There are suggestions for differentiation included.

Which things live above or below the water of a lake?



cattails

snake

raccoon

frog

fly

gnat

fish

snail

dragon fly

catfish

beaver

lily pad

turtle

tadpole

otter






heron



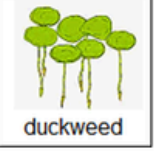
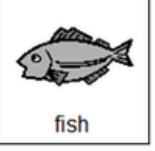
© 2001, Special Needs for Special Kids
Reproduction Symbols ©1981-2022 by Tobii Dynavox. All Rights Reserved
Used with permission. Boardmaker® is a trademark of Tobii Dynavox

There is a sorting activity in which students sort animals that live under or over water, or both.

Suggestions for differentiation are included.


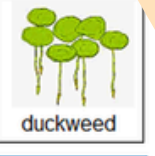

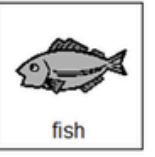

Food Chains



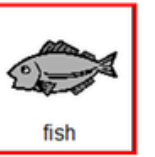

	→	<input type="text"/>	→	
<input type="text"/>	→		→	
	→	<input type="text"/>	→	<input type="text"/>

			
---	---	---	--

Christa Joy, Special Needs for Special Kids
The Picture Communication Symbols ©1981-2022 by Tobii
Worldwide. Used with permission. Boardmaker® is a

Food Chains

	→	<input style="border: 2px solid red;" type="text"/>	→	
	→	<input style="border: 2px solid yellow;" type="text"/>	→	<input type="text"/>
<input style="border: 2px solid green;" type="text"/>	→		→	

			
--	---	---	---

Christa Joy, Special Needs for Special Kids
The Picture Communication Symbols ©1981-2022 by Tobii Dynavox. All Rights Reserved
Worldwide. Used with permission. Boardmaker® is a trademark of Tobii Dynavox

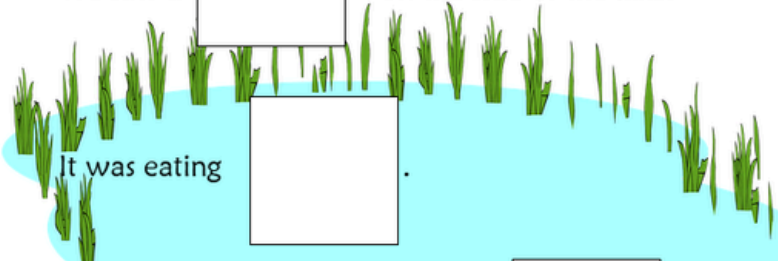
There are 2 simple food chains for students to complete.

A color-coded version is included for students who need more support.

What we saw at the lake

I went to the lake with my .

We saw a on the side of the lake.



We looked into the water and saw .

By the lake, there was a log with a inside.

friend	dog	grandfather	sister	brother
heron	raccoon	turtle	beaver	deer
a fish	an apple	berries	grass	a flower
a tadpole	a fish	a snake	turtle	a frog
frog	bunny	mushroom	worm	mouse

Christa Joy, Special Needs for Special Kids The Picture Communication Symbols ©1981-2019 by Tobii Dynavox. All Rights Reserved Worldwide. Used with permission. Boardmaker® is a trademark of Tobii Dynavox

Christa Joy, Special Needs for Special Kids The Picture Communication Symbols ©1981-2019 by Tobii Dynavox. All Rights Reserved Worldwide. Used with permission. Boardmaker® is a trademark of Tobii Dynavox

Students will write a story about what they see at the lake.

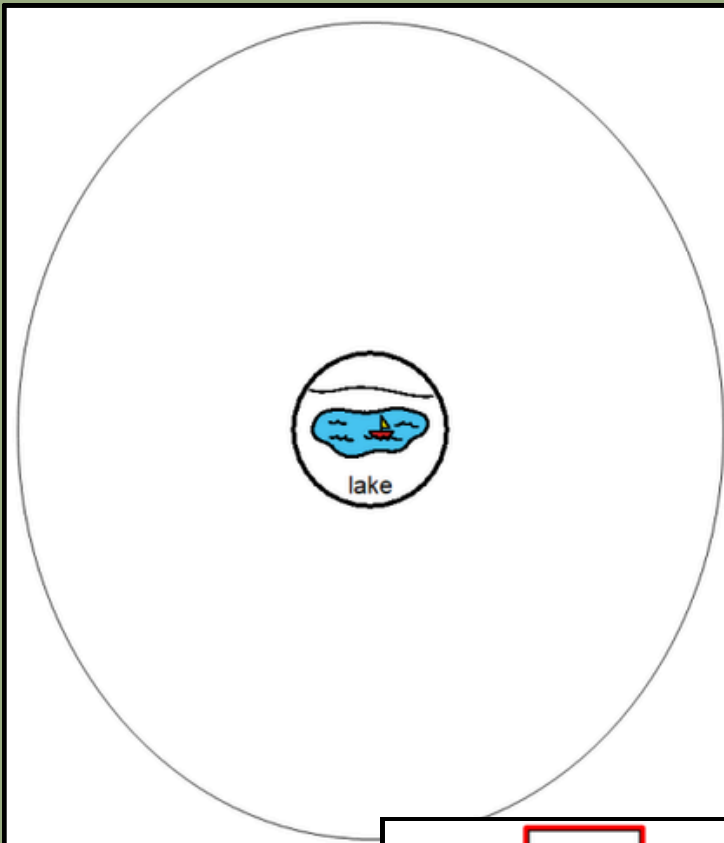
This is an errorless activity that allows students to write their own story independently.

Listen to
There's a Hole
in the Log at
the Bottom of
the Lake



There is a video of the book
read aloud. This is a video
from YouTube.





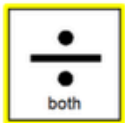
Place pictures in circle map showing things that live in and around a lake.



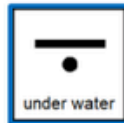
ChristaJoy, Special Needs for Special Kids
The Picture Communication Symbols ©1981-2019 by Tobii Dynavox. All Rights Reserved



above water



both



under water

Place the pictures in the correct column depending on where it lives or spends most of its time.



ChristaJoy, Special Needs for Special Kids
The Picture Communication Symbols ©1981-2019 by Tobii Dynavox. All Rights Reserved
Worldwide. Used with permission. Boardmaker® is a trademark of Tobii Dynavox

There are digital versions of the activities included. Students click and drag the answers.

DIFFERENTIATED SLIDES