



FINDING THE THEME



INCLUDES GOOGLE SLIDES



This unit was created with this guy in mind. He has autism and an intellectual disability. He is a non-reader, and loves a good story. With some support he is able to do this unit, and enjoys the challenge. He is my tester!!

Table of Contents

Worksheet pages	Title-
4-32	Theme
33-35	Vocabulary board
36-40	Vocabulary cards
41-50	Vocabulary cards cut and paste
51-56	Circle map
57-62	Match words to theme
63-68	Match theme to story
69-75	Sorting main ideas and themes
76-81	Venn Diagram: main idea vs theme
82-97	Dissecting the story to find the theme
98-110	Sudoku puzzle
111-112	Wordsearch
113-118	Cloze worksheets
119-136	Assessments
137-138	Terms of Use

In a separate files there are:

- lesson plan
- voice recorded PowerPoint
- Directions and links to digital activities

This unit has 15 days of activities that will guide students through how to find the theme of a story.

The unit is separated into 2 files, one in color and one in black and white.

Theme Lesson Plan

Preparation

- Print out a vocabulary board for each student to use throughout unit
 - Laminate or place in page protector
- Book
 - Print out, laminate, and bind
 - OR your students can listen to the pre-recorded version
- Vocabulary cards
 - Print out a set of cards onto cardstock and laminate
 - Make one set for each student and also one for the teacher to use in I Spy games

Preassessment (do day 1 before starting lesson)

- Choose the form of the assessment that best fits the learning level of your students
- Give the assessment to assess what your students may already know
- I cannot emphasize enough how important this step is. If you want to see growth, this preassessment is so important!!

Teaching Tips

1. **Color Coding:** this activity. Outline of the corresponding task.
 - a. For more in <https://speci-differentiated.com>
 - b. I also have a <https://speci-3-ways-easy.com>
2. **Make your own copy yesterday.** For the
 - a. I often copy that I could
 - b. My copies v more support work.
3. **Options for Use:** 1 laminating and add

Day 3

Activity	Notes	Materials
Read or listen to a recording of the book (15 minutes)	<ul style="list-style-type: none"> • Read through the story, asking lots of questions • Continue to make connections between book and vocabulary board 	<ul style="list-style-type: none"> • Book • Vocabulary board
Vocabulary cards I Spy Game (10 minutes)	<ul style="list-style-type: none"> • I play this game, or variations of it the first few days <ul style="list-style-type: none"> ◦ Determine how many cards your students can handle in front of them. This can vary, some students may be able to have all the cards, so may only be able to handle a field of 3-5 	<ul style="list-style-type: none"> • Vocabulary cards (student set and teacher set) • Vocabulary board
Matching words to themes review (5 minutes)	<ul style="list-style-type: none"> • Review the worksheet completed yesterday 	<ul style="list-style-type: none"> • Worksheet completed yesterday
Match words to themes (10 minutes)	<ul style="list-style-type: none"> • Students will read a common theme and find the word that goes with (or summarizes) it. • Use color coding if needed • Make connections to the book as necessary 	<ul style="list-style-type: none"> • worksheet • scissors • glue
Sharing (10 minutes)	<ul style="list-style-type: none"> • Each student shares their worksheets with the group using the communication method of their choice 	<ul style="list-style-type: none"> • Completed worksheets • Communication devices

Quick Look

Day	Activity	Day	
1	<ul style="list-style-type: none"> • Book • Vocab cards activity • Circle map 	9	<ul style="list-style-type: none"> • Book • Vocab cards activity OR alternate activity • Dissecting the story
2	<ul style="list-style-type: none"> • Book • Vocab cards activity • Match words to themes 	10	<ul style="list-style-type: none"> • Book • Vocab cards activity OR alternate activity • Dissecting the story
3	<ul style="list-style-type: none"> • Book • Vocab cards activity • Match words to themes 	11	<ul style="list-style-type: none"> • Book • Vocab cards activity OR alternate activity • Dissecting the story
4	<ul style="list-style-type: none"> • Book • Vocab cards activity • Match themes to stories 	12	<ul style="list-style-type: none"> • Book • Vocabulary cut and paste • Sudoku puzzle • Book • Vocabulary cut and paste • Word search • Book • Vocab cards activity OR alternate activity • Close word • Assessment

The lesson plans contain:

- Overall tips for teaching students with significant needs
- A quick look at what you will do each day
- Detailed instructions on how that day's lesson should run



This unit comes with a vocabulary board.

Vocabulary boards are great for ALL students to assist with participation and engagement in group discussions.

Tips on how to use in the unit!!

But the **theme** is something different. The theme is what the author wants you to **learn** from the story.







Now, ask yourself what happened to the character when he or she did or said that? When Pinocchio told a lie, his nose would begin to grow.







Christa Joy, Special Needs for Special Kids









There is a book with this unit using simple text and photos. It is 29 pages and goes through how to find the theme.

It comes in a PowerPoint version as well as a movie/mp4 file (so you don't have to print it out.)








<p>theme</p> <p>What the author wants the reader to learn. Applies to everyone.</p> 	<p>main idea</p> <p>The overall message the author is trying to tell the reader that relates to this one story.</p> 
<p>author</p> <p>The person who writes the story.</p> 	<p>moral</p> <p>The lesson, or what the reader is supposed to learn about how they should behave.</p> 

<p>theme</p> <p>What the author wants the reader to learn. Applies to everyone.</p> 	<p>main idea</p> <p>The overall message the author is trying to tell the reader about the story.</p> 
<p>author</p> <p>The person who writes the story.</p> 	<p>moral</p> <p>The lesson, or what the reader is supposed to learn about how they should behave.</p> 

There are vocabulary cards students will use every day for a group activity. There is also a cut and paste activity.


<p>theme</p>  	<p>main idea</p>  
<p>author</p>  	<p>moral</p>  

Cut apart and match pictures with definition.



Cut apart pictures and place in circle map about theme.



Cut apart pictures and place in circle map **ONLY IF** they about theme.



Christa Joy, Special Needs for Special Kids
The Picture Communication Symbols ©1981–2019 by Tobii Dynavox. All Rights Reserved.
Worldwide. Used with permission. Boardmaker® is a trademark of Tobii Dynavox.

There is 1 circle map on the theme.

Circle maps are a great way for students to see the concept at a glance.

There are 2 versions:


- One is errorless
- One has wrong answers mixed in students will have to set aside

Match the best word to go with each theme below.


To find what you really want may take a long journey.		Don't underestimate what money can do for you.	
Don't spend your life looking for what is right in front of you.		True love will always find its way back to where it belongs.	
No one ever said life would be fair.		Always assume the best and look on the bright side.	
Always assume the worst and prepare for disaster.		I don't need anyone but myself.	

Match each word below with the theme it goes with the best.

Set 1



Set 2



There are 2 worksheets
 where students match the
 word that goes with each
 theme.

Set 1

Match the best story, movie, or commercial to the theme below.

Always tell the truth.		Don't give up, just keep swimming.	
Sometimes we just don't want to grow up.		Just do it.	
A good friend will get you through anything.		There is only one true love for each person.	
The good guy will always win in the end.		Be careful who you trust.	

Christa Joy, Special Needs for Special Kids
The Picture Communication Symbols ©1981–2020 by Tobii Dynavox. All Rights Reserved
Worldwide. Used with permission. Boardmaker® is a trademark of Tobii Dynavox

Match each story, movie, or commercial with the theme it goes with the best.

Set 1



Set 2



There are 2 worksheets where students match the movie or story that goes with each theme.

Sort the examples on the next page into those that are examples of main ideas and those that are examples of themes.



Sort the following examples into the correct column on the previous page. If you are not sure, place it on the middle line.

Sally worked trained over a year and won the gold medal.	Taking the easy way out never works.
Always be prepared.	Jill saved her money until she could get the car she really wanted.
Being a good sport is all that matters.	Even though Bill lost the big game, he still shook hands with the other players.
ne feared, rincess.	You never know until you try.
izzes but al exam.	Hard work pays off.
its cover.	The campground flooded, but Harry had a waterproof shelter and stayed dry as a bone.
led down d it, she	Patience is the key.

Sort the following examples into the correct column on the previous page. If you are not sure, place it on the middle line.

Be a good sport.

Patience is the key.

Don't take the easy way out

Harry was ok in the flood.

Bill lost, but shook hands.

The dragon saved the princess.

Jill saved for perfect car.

Stella was scared, but she did it.

Sally won a gold medal.

Always be prepared.



You never know until you try.

Hard work pays off.







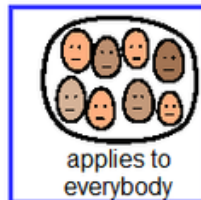

Don't judge a book by its cover.

Bill cheated then failed the exam.

There is a sorting activity using words or pictures that have students sort examples of main ideas and themes.



Cut apart pictures and glue in correct location of Venn Diagram.




There is a Venn Diagram where students compare the *main idea* and *theme*. A color-coded option (shown here) is included.

3 Little Pigs

Topic				
Characters				
What characters do/say				
Consequences				
Theme (s)				

Christa Joy, Special Needs for Special Kids
The Picture Communication Symbols ©1981-2020 by Tobii Dynavox. All Rights Reserved
Worldwide. Used with permission. Boardmaker® is a trademark of Tobii Dynavox

Fill in the story of 3 Little Pigs.


























There are 4 opportunities for students to dissect a common story as a way to find the theme.














Includes:

- Three Little Pigs
- Little Red Riding Hood
- Jack and the Beanstalk
- Goldilocks








Theme

	 moral	 main idea	 topic		 theme
 topic	 everybody	 theme	 characters		 main idea
 everybody				 characters	 topic
 main idea	 characters		 everybody	 theme	 moral
		 everybody			 characters
 main idea		 characters	 theme		 everybody

Place the following images in the empty squares on the previous page, completing the sudoku puzzle.

 everybody	 theme	 theme	 main idea	 main idea
 main idea	 moral	 moral	 moral	 topic
 topic	 topic	 characters		

Theme

 topic			 characters
 theme	 characters		
	 topic	 characters	 theme

Theme

FMTUREVENGEOLAC
MOOKQRCPPSPXDF
LRPTKOADVENTURE
OAITHMEMNWRER
VLCONSEQUENCESV
EZPCEQKAUTHORRC
CHARACTERSGZTI
KGXPERSEVERANCE
FOCYPRVKRLKEWOW
YBJRMBNQQICFUJI
MGCMAINIDEAJIU
WQDSPFUWSHOMSPD
OSCYQRWXIFCPTOG
OHLLOYALTYPGIQMD
KLSDHAKSURAOKH

- consequences
- main idea
- author
- perseverance
- revenge
- love
- characters
- loyalty
- moral
- adventure
- theme
- topic

There are vocabulary puzzles for students to review the new vocabulary introduced in the unit.


Theme

1. To figure out the theme, you need to the entire book.
2. The theme is what the want you to learn from the story.
3. The theme can teach you a lesson or can have a .
4. To find the theme, first figure out the of the story.
5. Then pay attentions to what the do and say.

Theme (page 1)



Theme (page 2)



Christa Joy, Special Needs for Special Kids
The Picture Communication Symbols ©1981-2019 by Tobii Dynavox. All Rights Reserved
Worldwide. Used with permission. Boardmaker® is a trademark of Tobii Dynavox

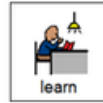
Theme

6. Finally, what are the of what the characters do or say?
7. You can tell someone the theme in sentence.
8. The theme will apply to .
9. The theme has a character's name in it.
10. The theme is NOT the same as the .

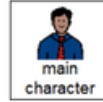
Close worksheets are a great informal assessment. There are two worksheets that cover theme.

Answer key included.


1. The theme is what the author wants you to:



2. The theme applies to:



3. True or False. You need to read the entire book in order to figure out the theme.



4. The theme can be told to



5. To figure out the theme,



7. The theme will never have:

- A. Words
- B. Character's name
- C. moral

8. Which story has the theme: Sometimes what makes you different makes you perfect for the job.

- A. Goldilocks
- B. Red Riding Hood
- C. Rudolph

9. Which story has the theme: Hard work pays off in the end.




- A. Pinocchio
- B. Polar Express
- C. 3 Little Pigs

10. True or False. The main idea and the theme are the same thing.

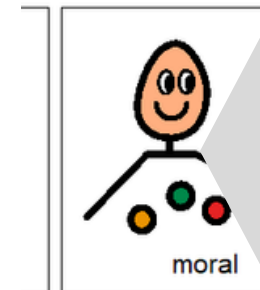
- A. True
- B. False
- C. I don't know

Print onto cardstock or mount on index cards. Cut pictures apart and show student answer choices for each question.

Q 6



Version 3



Finally, there is a 10-question assessment. It comes in 3 versions with pictures and one that is traditional multiple choice.

Answer key included.

This resource comes in a zipped folder. You will need to unzip the folder to access all the contents which include:

- 15 days of lesson plans
- Color version of activities
- Black and white version of activities
- Finding the Theme book (PowerPoint) to use with activities
- Digital versions of activities



Also digital activities

Watch the
movie on
Theme

What do you think the theme of Nike's
commercial: Just Do It would be?



*This unit also has 56
google slides. This
includes a movie
version of the book.*

great for review

Jack and the Beanstalk

Topic

Characters

--	--	--

What characters do/say

--	--	--	--

Consequences

--	--




Theme (s)

Place the pictures in the correct locations on the story map.

Jack	Giant falls from sky.	Jack's mom	Jack's cow b
Jack steals from giant.	Tall beanstalk grows.	Jack chops down beanstalk	
Giant			
Good wins over evil.		Jack sells the cow to beans. A beanstalk grows, and Jack steals from the giant.	

There are 2 sets of slides (28 in each set). There are click and drag activities.

perfect for every learning level

Always tell the truth.		Don't give up, just keep swimming.	
Sometimes we just don't want to grow up.		Just do it.	
A good friend will get you through anything.		There is only one true love for each person.	
The good guy will always win in the end.		Be careful who you trust.	

Match the story to go with each theme.



Christa Joy, Special Needs for Special Kids
The Picture Communication Symbols ©1981–2019 by Tobii Dynavox. All Rights Reserved
Worldwide. Used with permission. Boardmaker® is a trademark of Tobii Dynavox

The second set is differentiated using color. They have students click and drag pictures to manipulate.

**SAVE MONEY AND GET THIS UNIT
AS PART OF THE STORY ELEMENTS
BUNDLE**

CLICK HERE

